



ConSol Software GmbH

ConSol CM Operations Manual

Version 6.14.0

Contents

Contents	2
A - Introduction	7
A.1 ConSol CM for business process management	8
A.2 List of manuals	9
A.3 TecDoc server	10
A.4 About this manual	11
A.4.1 Before you read this manual	11
A.4.2 Manual structure	12
A.4.3 Variables used for standard path values	13
A.5 Layout explanations	14
A.6 Legal notice	15
A.7 Gender disclaimer	15
A.8 Copyright	15
A.9 System components of ConSol CM	16
B - System architecture	18
B.1 Architecture of a CM System	19
B.1.1 Introduction to ConSol CM System Architecture	19
B.1.2 Basic System Architecture	19
B.1.3 System Architecture with Reporting Infrastructure	21
B.1.4 Components for Email Interactions	25
B.1.5 Indexer	26
B.1.6 LDAP Authentication	27
B.2 Architecture of the ConSol CM application	28
C - Operating ConSol CM	29
C.1 File system structure	30
C.1.1 Server	30
C.1.2 Client	31
C.2 Starting up and shutting down the application server	32
C.2.1 Introduction	32
C.2.2 Commands for starting and stopping the application server	33

C.3 Log files	38
C.3.1 Introduction to log files in ConSol CM	38
C.3.2 Available log files	39
C.3.3 Basic tasks	42
C.3.4 Advanced tasks	43
C.3.5 Configuring the log files in JBoss	44
C.3.6 Using log levels for troubleshooting	47
C.3.7 Using logging in scripts	48
C.4 License	49
C.4.1 Introduction to licenses in ConSol CM	49
C.4.2 Available settings for licenses	50
C.4.3 Basic tasks	51
C.4.4 Advanced tasks	52
C.4.5 Control of consumed licenses	53
C.4.6 Expert information about accessing licenses	55
C.5 Index	56
C.5.1 Introduction to the index in ConSol CM	56
C.5.2 Available settings for the index	57
C.5.3 Advanced tasks	58
C.5.4 Operating the indexer	60
C.6 Email	62
C.6.1 Introduction to Emails in ConSol CM	62
C.6.2 Management of email functionalities	63
D - Operating the Data Warehouse	65
D.1 Introduction	66
D.2 Short overview of CM components relevant for reporting	66
D.2.1 Basic principle	66
D.2.2 DWH-specific log files	66
D.2.3 Open DWH tasks	67
D.3 CM / CMRF / DWH Synchronization	68
D.3.1 Introduction	69

D.3.2 Intention when using a DWH	69
D.3.3 ConSol CM system architecture with CMRF and DWH	69
D.3.4 Synchronization mechanism	70
D.3.5 Synchronization procedures	74
D.4 FAQs and tips for troubleshooting	83
D.4.1 Question #1: DWH tasks	83
D.4.2 Question #2: DWH update time	84
D.4.3 Question #3: Performance issues during fixing DWH live mode	85
D.4.4 Question #4: Live mode specialties	86
D.4.5 Question #5: Manual submission of tasks in live mode	87
D.4.6 Question #6: RecoverableExceptions	88
D.4.7 Question #7: Debug level for CMRF	89
D.4.8 Question #8: DWH database size is increasing faster than CM database using Oracle databases	90
D.4.9 Question #9: CMRF is not further updated after database connection fail- ure	91
D.4.10 Question #10: Report SQLs on DWH which have been working before throw SQL errors or fields are empty	92
D.4.11 Question #11: DWH live mode is active, but updates are missing in DWH93	
E - Advanced topics	94
E.1 System fine tuning	95
E.1.1 Java tuning	96
E.1.2 CM tuning	98
E.2 Troubleshooting FAQs	101
E.2.1 Introduction	101
E.2.2 General checklist	101
E.2.3 What to provide for the CM support team	102
E.2.4 Some error scenarios and their solution	102
E.3 System monitoring	106
E.3.1 Introduction	107
E.3.2 System monitoring reports	107
E.3.3 Monitoring tools	108
E.3.4 Monitoring the ConSol CM server process	108

E.3.5 Monitoring the login into the CM clients (Web Client and CM/Track), end-to-end tests	109
E.3.6 Using beans to monitor some basic parameters	111
E.3.7 Checking the status of the indexer	112
E.3.8 Monitoring the log files	113
E.3.9 Monitoring email functionalities	114
E.3.10 CMRF / DWH monitoring	115
E.4 Data backup and recovery	116
E.4.1 Introduction	116
E.4.2 Backup and recovery of the ConSol CM database	117
E.4.3 Backup and recovery of the ConSol CM configuration	117
E.4.4 Backup and recovery of the index	117
E.4.5 Backup of the DWH and recovery of a completely damaged DWH database	117
E.5 Operating ConSol CM behind a proxy	119
E.5.1 Introduction	119
E.5.2 Preconditions	119
E.5.3 Content of the example configuration	119
E.5.4 Installing and configuring Apache HTTPD on Windows	121
E.5.5 Installing and configuring Apache HTTPD on Linux	122
E.5.6 Advanced settings	123
E.5.7 Additional settings for CM/Track and CM/EBIA	123
E.6 Groovy sandbox	124
E.6.1 Syntax to whitelist a method	125
E.7 System update (minor version)	126
E.7.1 Introduction: types of CM installations	126
E.7.2 Updating a ConSol CM standard installation (for case 1)	126
E.8 Release process	128
E.8.1 Introduction	128
E.8.2 Deployment pipeline	129

F - Appendix	132
F.1 System Properties	133
F.1.1 Alphabetical List of System Properties	134
F.1.2 List of System Properties by Module	268
F.1.3 List of System Properties by Area	390
F.2 Administrator and Notification Email Addresses	435
F.2.1 Introduction	435
F.2.2 Default Configuration	435
F.2.3 Subsystem-Specific Notification Email Addresses	437
F.3 Trademarks	440
Glossary	442

A - Introduction

This section provides general information about the content and structure of this manual as well as an introduction to ConSol CM.

This chapter discusses the following:

A.1 ConSol CM for business process management	8
A.2 List of manuals	9
A.3 TecDoc server	10
A.4 About this manual	11
A.4.1 Before you read this manual	11
A.4.2 Manual structure	12
A.4.3 Variables used for standard path values	13
A.5 Layout explanations	14
A.6 Legal notice	15
A.7 Gender disclaimer	15
A.8 Copyright	15
A.9 System components of ConSol CM	16

A.1 ConSol CM for business process management

ConSol CM is a process management platform, especially suited for use as customer service software.

Using ConSol CM you can control and steer business processes with a strong focus on human communication and interaction as required in all fields of customer service management. Well-known examples of huge ConSol CM systems comprise customer service desks, RMA processes, after sales services, call centers and support centers as well as claim and complaint management environments. You can also set up customer portals, including FAQ areas, using ConSol CM. Basically, every business process that is in operation in a company can be modeled and brought to life with ConSol CM.

ConSol CM also provides the functionality to cover adaptive case management. In this way, you can decide, if you would like to design and live a strictly controlled business process or if a rather high level of flexibility is required. You might also combine both concepts, depending on the team or department who work with the process.



Figure 1: Overview of potential fields of use of the BPM software ConSol CM

Using ConSol CM, you can handle all components which are relevant in business processes to represent and control your company's processes in an optimal way. ConSol CM is used in various different industries and branches ranging from insurances and banks over fashion designing companies to producers of ticket vending machines or car washes. The flexible process designing mechanism and workflow engine provide a perfect basis for the modeling and controlling of business processes, especially customer service processes, of different kinds.

A.2 List of manuals

ConSol CM provides documentation for several groups of users. The following documents are available:

- **Administrator Manual**
A detailed manual for CM administrators about the ConSol CM configuration using the Admin Tool.
- **DWH Manual**
A detailed explanation of the ConSol CM data warehouse (DWH) concept, the database schema and a list of all table structures.
- **Operations Manual**
A description of the ConSol CM infrastructure, the server integration into IT environments and the operation of the CM system, for IT administrators and operators.
- **Process Designer Manual**
A guideline for workflow developers about the graphical user interface of the Process Designer and how to program workflow scripts.
- **Setup Manual**
A technical description for ConSol CM setup in different IT environments. For expert CM administrators.
- **System Requirements**
List of all requirements that have to be met to install ConSol CM, for IT administrators and CM administrators. Published for each ConSol CM version.
- **Technical Release Notes**
Technical information about the new ConSol CM features. For CM administrators and key users. Published for each ConSol CM version.
- **User Manual**
An introduction to the ConSol CM Web Client for end users.

A.3 TecDoc server


For detailed information about all aspects of ConSol CM, please see also our **tecdoc server**, available at <https://tecdoc.consol.de>. You find there:

- **All ConSol CM manuals**
The ConSol CM manuals for several target groups in English and in German
- The **release notes** for each ConSol CM version
Detailed Release Notes documents which explain every new feature of every ConSol CM version
- The **system requirements**
An overview of the required hardware, middleware, and software prerequisites which are required to install ConSol CM
- The **feature presentations**
Not too technical presentations which provide an overview of the features of new ConSol CM versions

A.4 About this manual

A.4.1 Before you read this manual

When you read this manual, we suppose that your company uses ConSol CM. A server environment has been set up and is up and running. It is your responsibility to operate ConSol CM.

 Please contact the ConSol CM support or your ConSol CM consultant for information about operating ConSol CM in a cluster.

A.4.2 Manual structure

This manual contains all you need to know to operate ConSol CM in a single-server environment. It consists of six sections:

- [Introduction](#)

This section provides an introduction to using ConSol CM for business process management and general information about this manual.

- [System architecture](#)

This section contains information about the system architecture.

- [Operating ConSol CM](#)

This section describes the most common tasks for operating ConSol CM, for example the file system structure, starting and stopping the application, and logging. In addition, licenses, email, index and LDAP functionalities are covered in this section.

- [Operating the Data Warehouse](#)

This section explains the different aspects of operating the ConSol CM Data Warehouse (DWH).

- [Advanced topics](#)

This section describes some advanced operation topics, such as system fine-tuning, troubleshooting and monitoring. In addition generic topics affecting the overall system, as operating CM behind a proxy, backups, system updates and the release process, are described.


A.4.3 Variables used for standard path values


The following variables are used for paths in this manual:


- **<JBOSS_HOME>**
Refers to the home directory of the JBoss application sever where ConSol CM is installed. Set as environment variable of the operating system.
- **<JBOSS_CMRF_HOME>**
Refers to the home directory of the JBoss application sever where CMRF is installed. Set as environment variable of the operating system.
- **<CMAS_DATADIR>**
Refers to the data directory of ConSol CM which is defined during system setup. This is not an environment variable of the operation system but a CM system property ([cmas-core-shared_data.directory](#)).
- **<ENGINEER_HOME_DIR>**
Refers to the home directory of the engineer. On windows systems, this is often to be found under `C:\users\<<USERNAME>`, on Linux systems in `/home/<USERNAME>`.
- **<DB_HOME>**
Refers to the home directory of the database (MySQL, Oracle or Microsoft SQL).


A.5 Layout explanations

The following icons and colors are used to emphasize and highlight information:

 This is an additional information.

 This is an important note. Be careful here!

 This is a warning!

 This is a recommendation from our in-the-field consultants.

A.6 Legal notice

Since we would like to provide a manual for you which helps you manage your CM system, but which also provides additional information about connected topics, we have inserted external links into the manual. In this way, you can get some background information about a topic if you like. This can help you better understand the required CM configuration. Despite careful review, we assume no liability for the content of those external links. The operators of sites linked to are exclusively responsible for their content.

A.7 Gender disclaimer

As far as possible, ConSol CM manuals are written gender-neutral and often address the user with "you". When the phrasing "The user he ..." is used, this is always to be considered to refer to both, the feminine as well as the masculine form.

A.8 Copyright

© 2022 ConSol Consulting & Solutions Software GmbH - All rights are reserved.



A.9 System components of ConSol CM

ConSol CM comprises different client applications. Depending on your roles and tasks in your company you will use one or more of those applications.

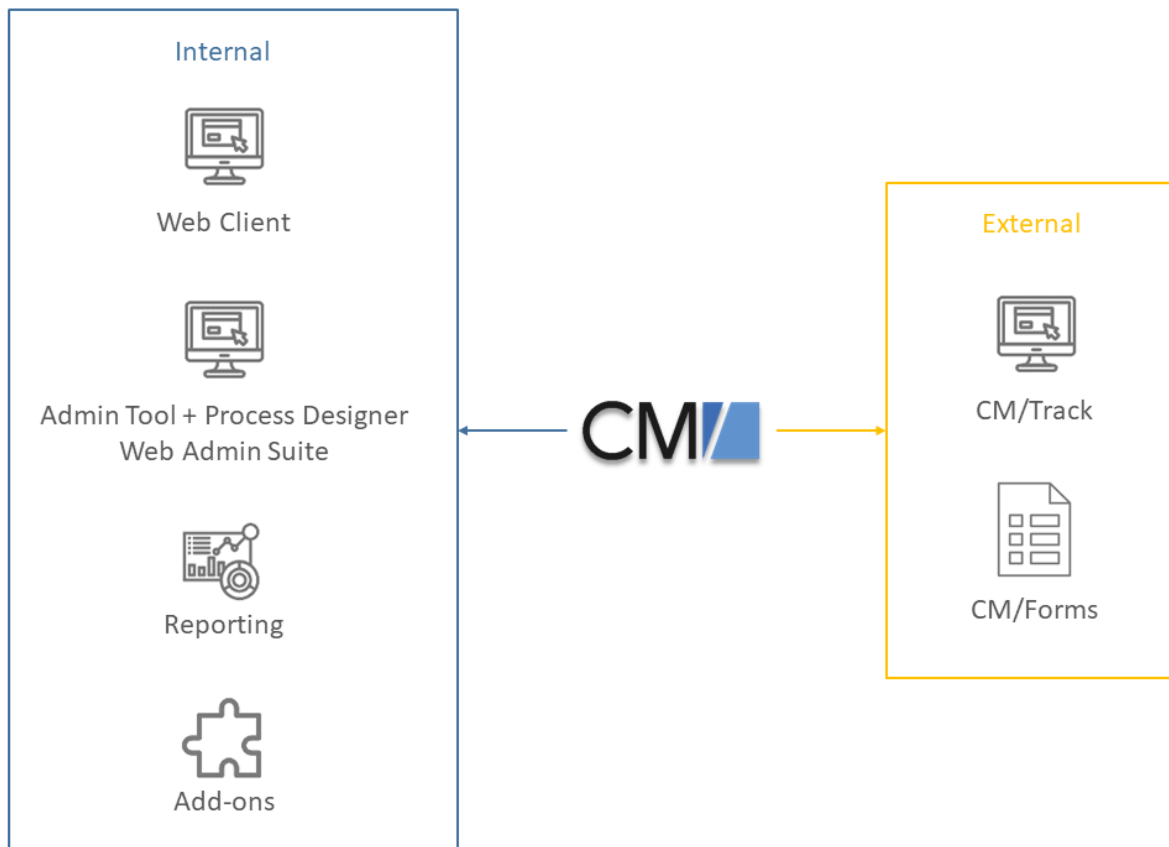


Figure 2: ConSol CM system components

- Web Client**
 The Web Client is the primary access point to the system for internal users. They work with tickets, contacts and resources.
- Admin Tool, Process Designer, Web Admin Suite**
 These three applications are used by administrators for setting up and maintaining the system. This includes both the system configuration and the workflows. The Web Admin Suite is a newly developed web application which will gradually replace the Admin Tool and Process Designer.
- Reporting**
 ConSol CM comes with a data warehouse to consolidate data for reporting purposes. In addition, you can create dashboards using scripts, or purchase the add-on CM/EBIA for report creation using a graphical user interface.
- Add-ons**
 ConSol CM comes with a number of add-ons which can be licensed separately to provide additional features, as for example an archive or machine learning.

- **CM/Track**

CM/Track is a portal which is the primary access point to the system for external users, either your customers or colleagues who do not work with the Web Client. CM/Track is an add-on which requires a separate license.

- **CM/Forms**

CM/Forms is an add-on which allows to manipulate ConSol CM objects via web forms. The web forms can be filled by unauthenticated users.

Furthermore, ConSol CM is not an isolated application but can be easily integrated into your company's IT infrastructure, e.g. using webhooks or the REST interface.

B - System architecture

This section provides information about all components which form a functioning ConSol CM system and some interesting facts about the architecture of the application itself.


Topic	Chapter
ConSol CM system (CM-only or with reporting infrastructure)	Architecture of a CM System
ConSol CM application	Architecture of the ConSol CM application

B.1 Architecture of a CM System

B.1.1 Introduction to ConSol CM System Architecture

ConSol CM is a **Java EE** (Java Enterprise Edition) application that can be run in a standard application server on Unix/Linux or Windows systems. JBoss and Wildfly are supported.

In this chapter, a short overview of the ConSol CM system architecture will be provided.

 A detailed list of supported operation systems, application servers, database systems, and other systems, as well as storage and CPU requirements is given in the current *System Requirements*.

B.1.2 Basic System Architecture

ConSol CM is a Java EE application which is based on the classical three-tier architecture. The ConSol CM server is deployed in an application server and accesses a relational database. Two web interfaces are available as client interfaces: the standard interface is the ConSol CM Web Client, which is used by the engineers to work on the tickets. Another web client is the ConSol CM portal, CM/Track. This provides access to the system for customers who might want to know some basic facts about the status of their tickets. The two Java applications which are used to configure ConSol CM are the Admin Tool and the Process Designer. Both can be downloaded from the ConSol CM start page using Java Web Start (JWS). JWS is a component of every recent Java edition, so no extra installation is required on the PCs or Laptops you want to use to administer the system. On the contrary - you can do this from every regular web client with a supported web browser. Please make sure that the versions of all components which are used in your company meet the system requirements.

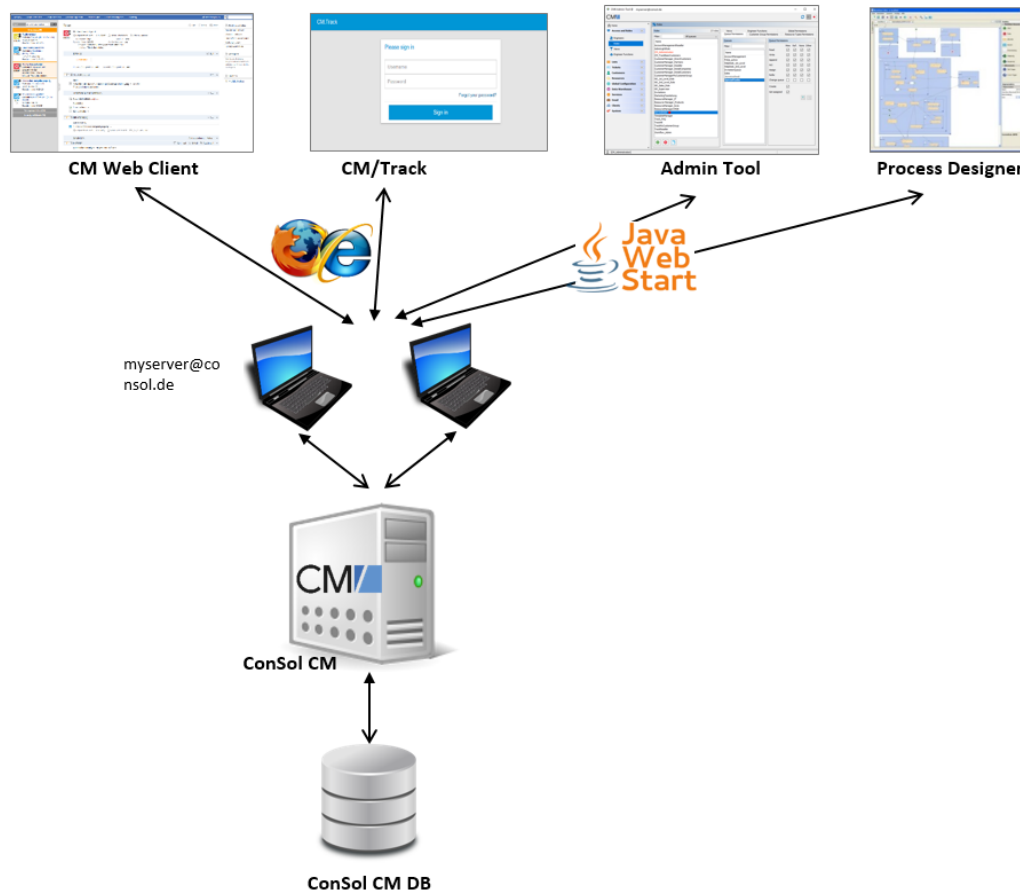


Figure 3: ConSol CM - Basic system architecture

B.1.2.1 CM Database

The ConSol CM database (CM DB) is a relational database which can be operated as Oracle, Microsoft SQL Server or MySQL system.

i A detailed list of supported operation systems, application servers, database systems, and other systems, as well as storage and CPU requirements is given in the current *System Requirements*.

- **Oracle**
One database schema with one database user is used by ConSol CM.
- **Microsoft SQL**
One database schema with one database user is used by ConSol CM.
- **MySQL**
One database with one database user is used by ConSol CM.

B.1.3 System Architecture with Reporting Infrastructure

In order to allow Business Intelligence (BI) tools or other applications to build specific reports, OLAP cubes, and other analyses, ConSol CM provides a data warehouse (DWH) as one of its standard components. The DWH is a separate database (or database scheme, see below). The DWH is filled by a Java EE application called ConSol CM Reporting Framework (CMRF).


The ConSol CM standard function set comprises two components which enable reporting:

- **CMRF** (ConSol CM Reporting Framework)

This is a Java EE application which synchronizes the ConSol CM database with the ConSol CM data warehouse (DWH). The CMRF can be deployed into the same application server as the core CM (overlay mode) or it can be run on a separate application server (standalone mode). The synchronization of CM data with the DWH is based on direct messaging. For a detailed explanation, please refer to section *Operating the Data Warehouse*.

- **DWH** (data warehouse)

The ConSol CM DWH is a relational database which can be operated as Oracle, Microsoft SQL Server, or MySQL system. It stores the integrated/pre-processed data from the ConSol CM database. For the configuration of the database connection, please refer to the *ConSol CM Setup Manual*, section *Setting Up the Database for CMRF/ DWH*.

 A detailed list of supported operation systems, application servers, database systems, and other systems, as well as storage and CPU requirements is given in the current *System Requirements*.

Separate application servers for ConSol CM and CMRF (standalone mode):

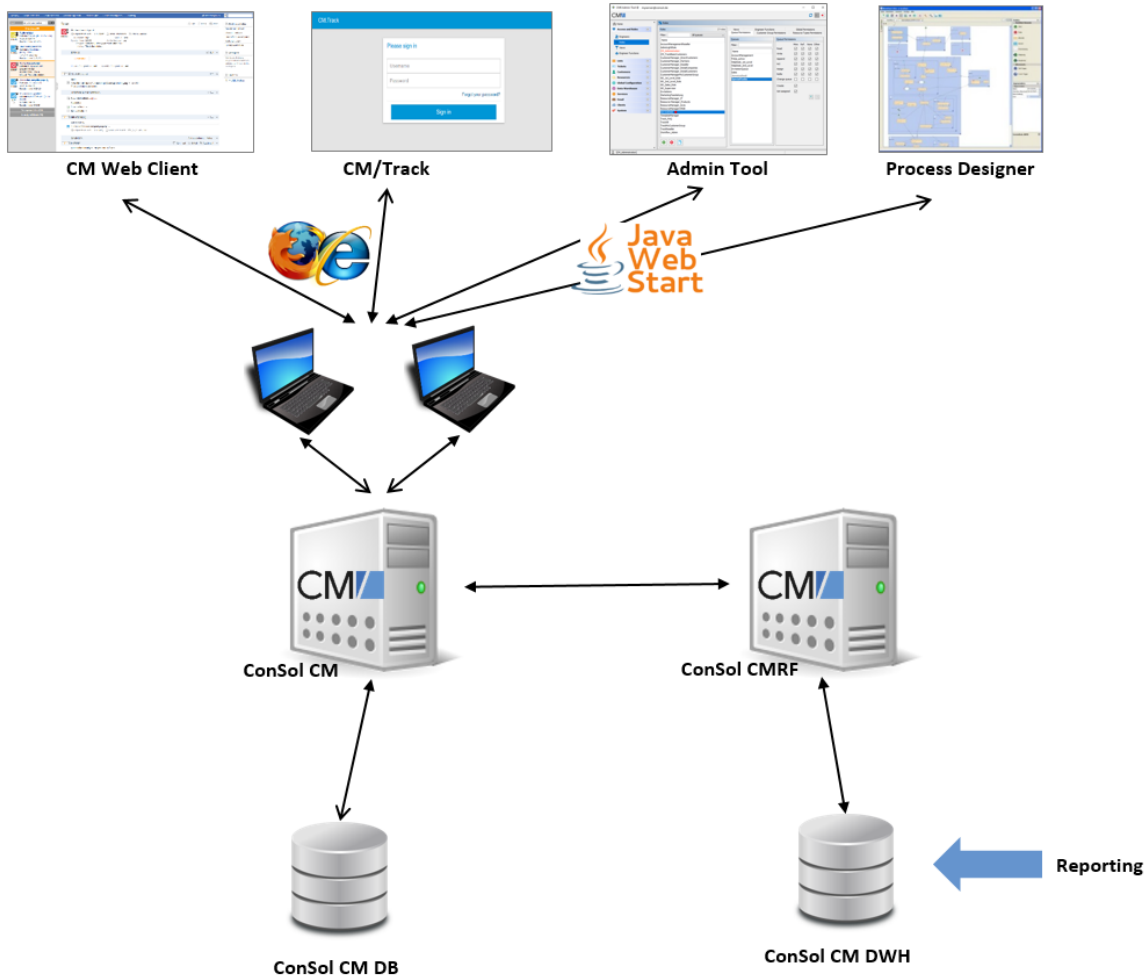


Figure 4: ConSol CM - Infrastructure with CMRF and DWH (2 servers)

One application server for ConSol CM and CMRF (overlay mode):

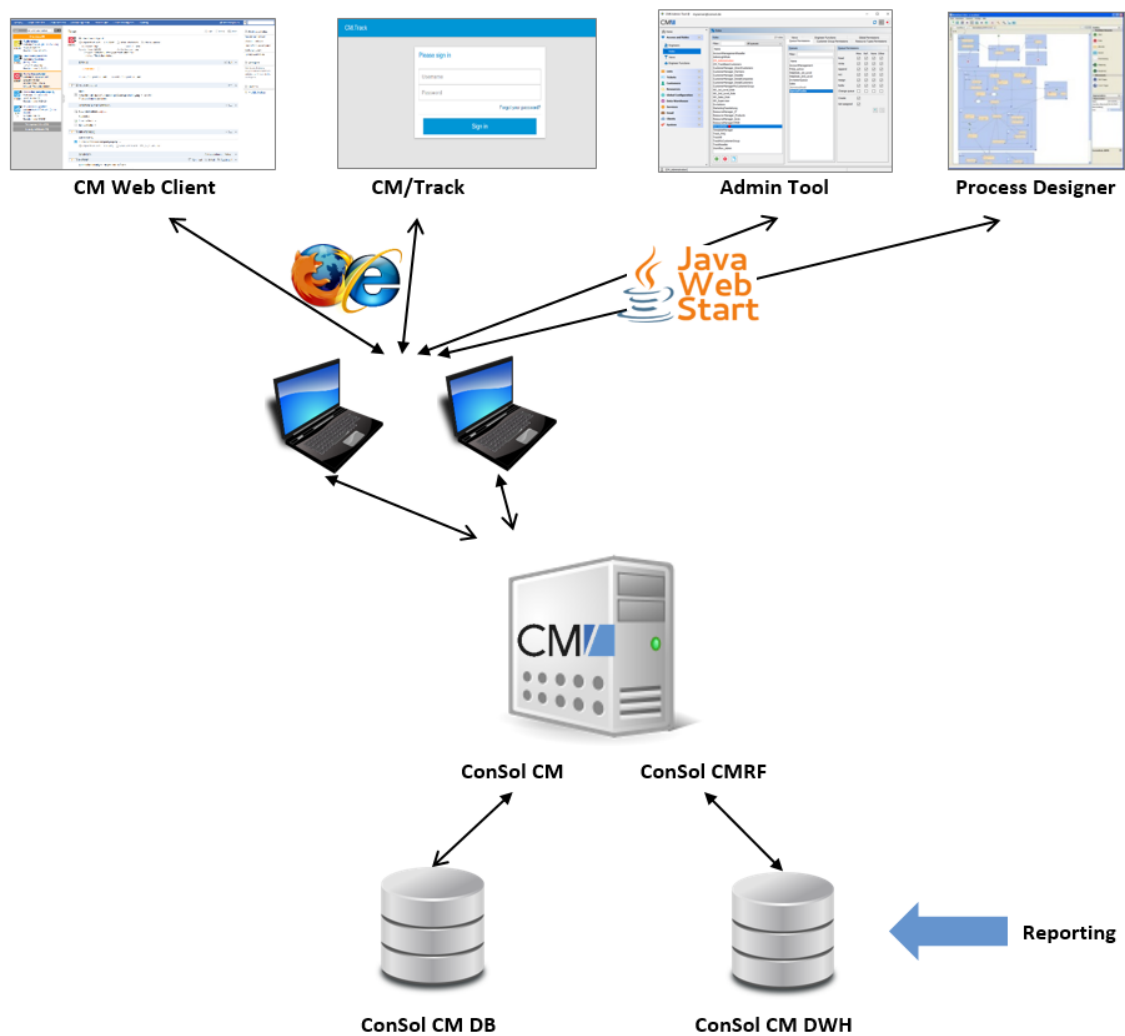


Figure 5: ConSol CM - Infrastructure with CMRF and DWH (1 server)

When the DWH has been established, BI (Business Intelligence) applications can be used to create reports, data cubes, and other reporting output formats. Please see the following example with the Pentaho™ BI Suite.

For DWH Management from an operator's point of view, please refer to section [Operating the Data Warehouse](#).

Separate application servers for ConSol CM and CMRF (standalone mode):

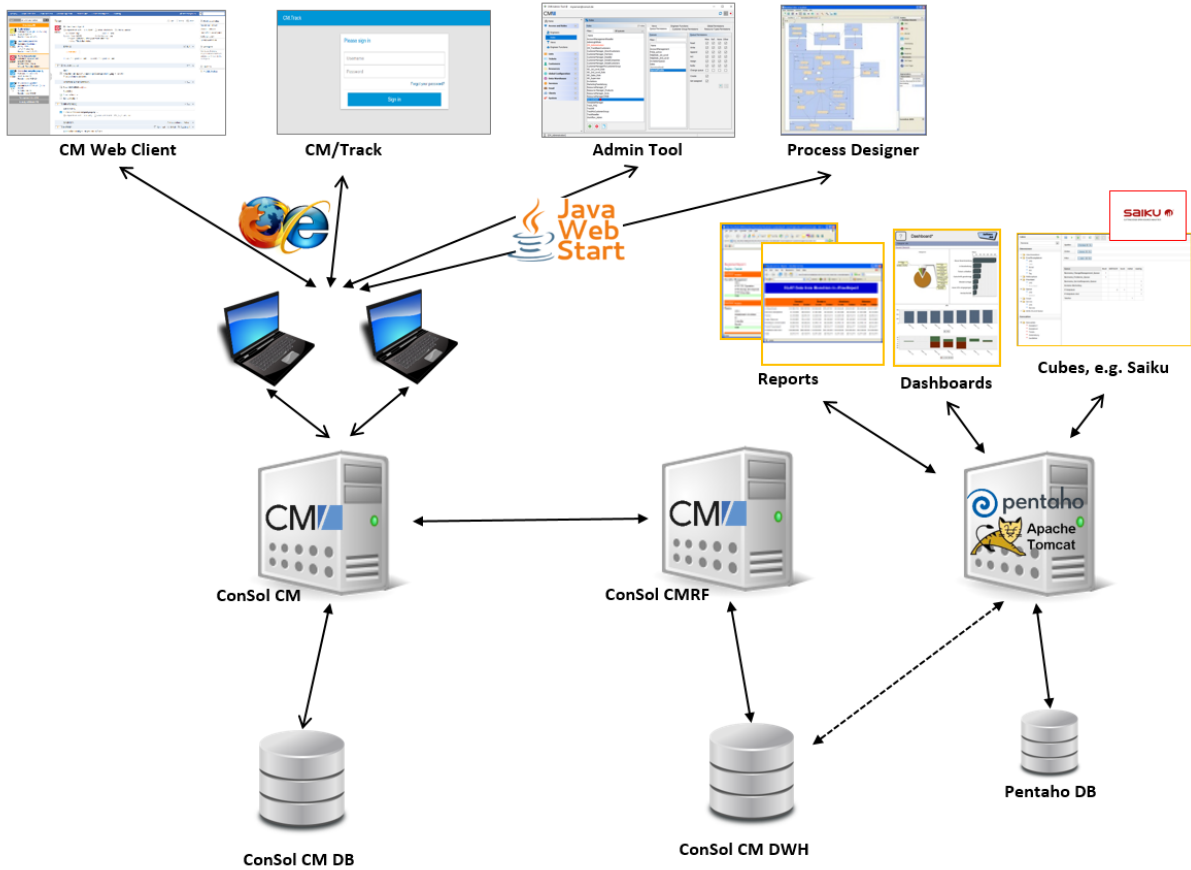


Figure 6: ConSol CM - Reporting infrastructure (2 servers)

One application server for ConSol CM and CMRF (overlay mode):

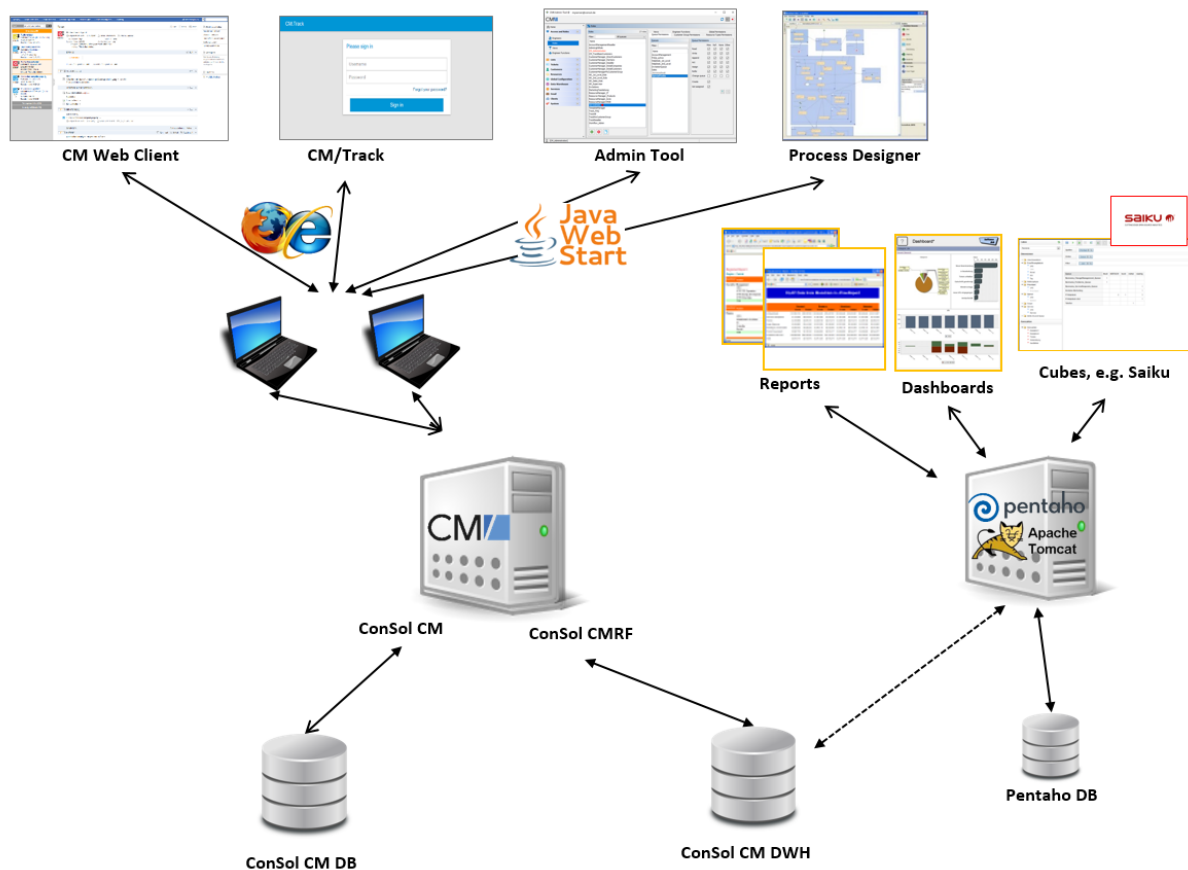


Figure 7: ConSol CM - Reporting infrastructure (1 server)

B.1.3.1 DWH Database

- **Oracle**
One database scheme with one database user is used by the DWH.
- **Microsoft SQL**
One database scheme with one database user is used by the DWH.
- **MySQL**
One database with one database user is used by the DWH.

B.1.4 Components for Email Interactions

One of the core functionalities of ConSol CM is integration with mail servers. This allows ConSol CM to send and to receive emails. For the engineer, this means new tickets can easily be opened via email and the entire communication regarding a case is located in the respective ticket, including all incoming and outgoing emails.

In order to receive emails, ConSol CM connects to a mail server and retrieves emails from one or more mailboxes. ConSol CM acts like a regular email client (e.g., Thunderbird, Microsoft Outlook) and uses standard email protocols like IMAP or POP3. If you want to use the secure version, IMAPs and POPs are also supported, in which case the required certificates have to be installed on the server. For a detailed explanation about how to send encrypted emails with CM, please refer to the *ConSol CM Administrator Manual*, section *Email Encryption*.

i Please note that you might be dealing with different types of certificates here.

A certificate which is required to establish the connection between CM and an email server usually has to be placed in the key store of the application server.

Certificates which are required to encrypt emails which are written by the CM engineers using the Web Client have to be managed using the Admin Tool. This is explained in great detail in the *ConSol CM Administrator Manual*, section *Email Encryption*.

In order to send emails, ConSol CM uses an SMTP server.

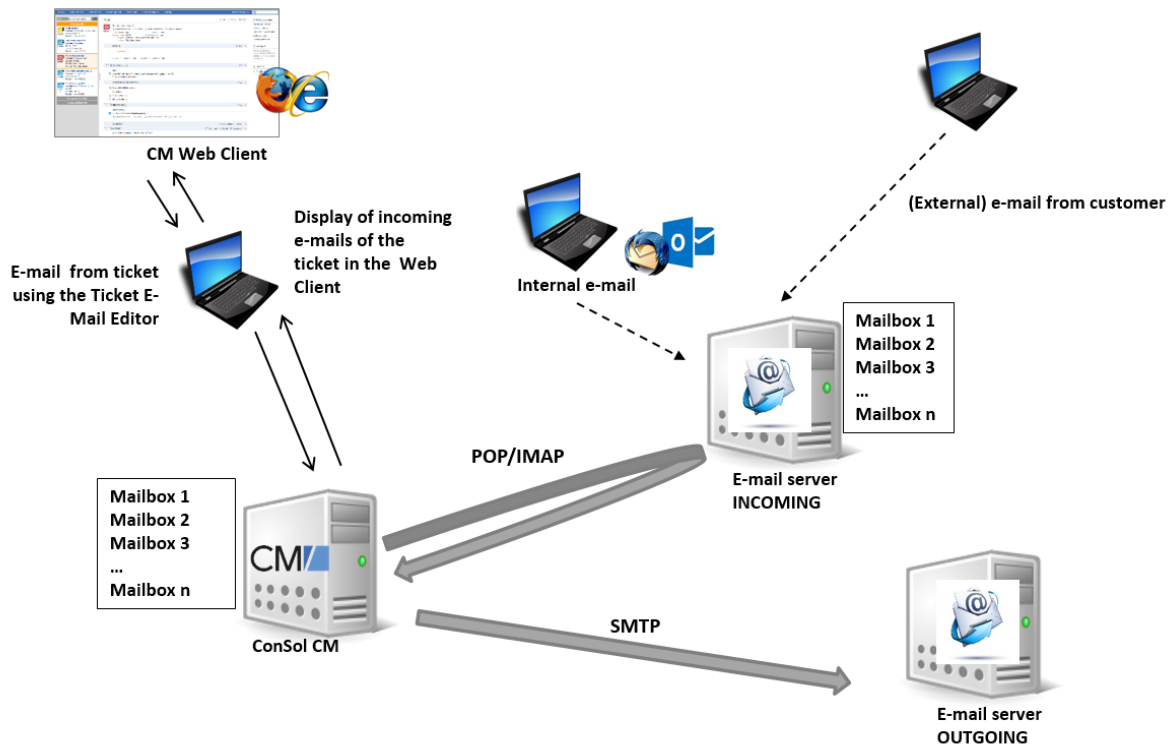


Figure 8: ConSol CM - Mail server interactions

Please see also the explanations in the section [Email](#).

B.1.5 Indexer

In order to perform effective searches in the database, ConSol CM builds an index for each ticket field, customer field, and resource field which should be included in a search. Furthermore, the engineer data, the ticket comments and the attachments are indexed by default. The indexes are stored in the file system. Please refer to the section [File system structure](#) for an explanation of the index directory structure, and read the detailed introduction to the entire topic in the section [Index](#). The section [Operating the indexer](#) of the current manual treats the topic from a system operator's point of view.

B.1.6 LDAP Authentication

As standard feature, ConSol CM can use LDAP authentication in the Web Client and/or in the portal (CM/Track). Depending on the configuration of your LDAP server (e.g., Microsoft Active Directory), a user name and password might be required to establish the LDAP connection. All LDAP parameters are stored as ConSol CM system properties.

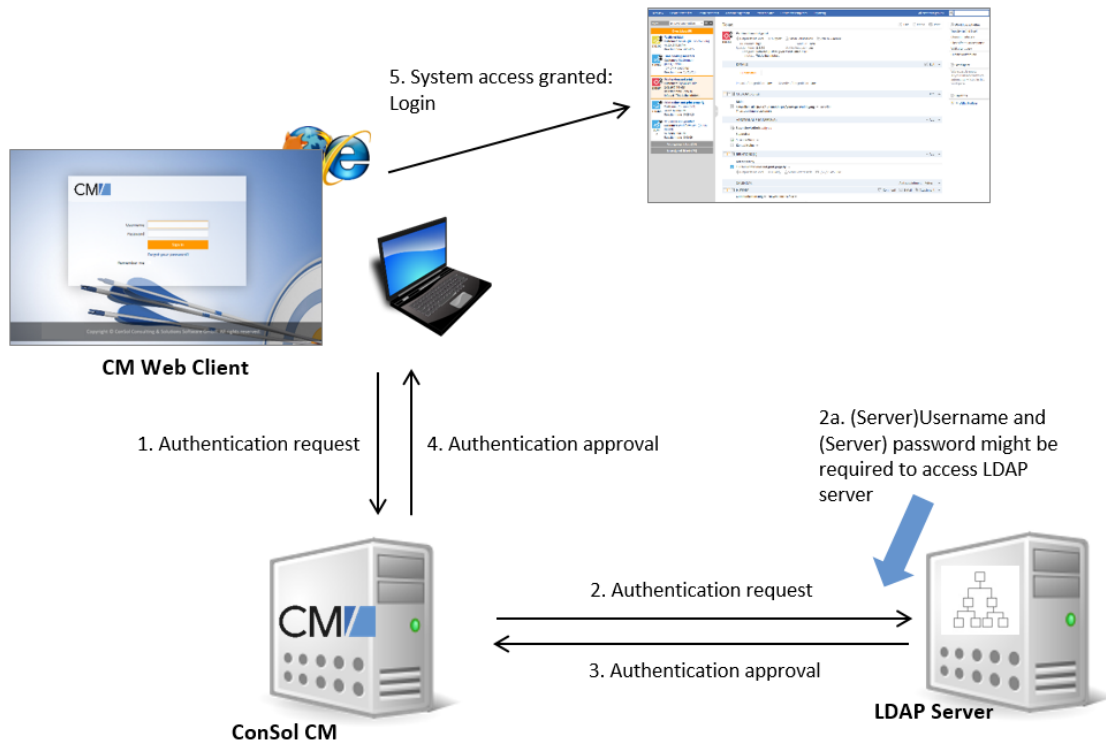


Figure 9: ConSol CM - LDAP authentication (Web Client)

B.2 Architecture of the ConSol CM application

ConSol CM is a Java EE application based on a classical three-tier architecture.

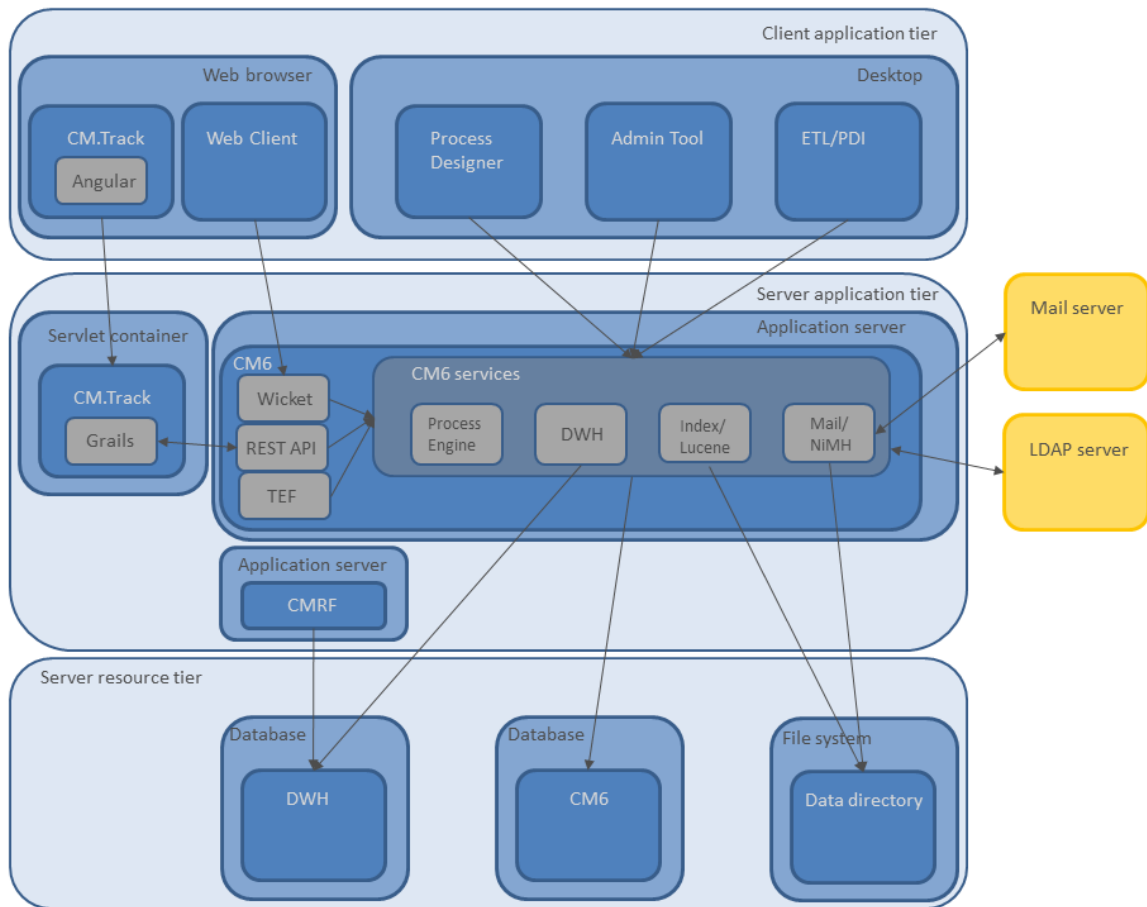


Figure 10: ConSol CM application architecture

C - Operating ConSol CM

This section provides information about common tasks concerning the operation of ConSol CM.

- [File system structure](#)
- [Starting up and shutting down the application server](#)
- [Log files](#)
- [License](#)
- [Index](#)
- [Email](#)

C.1 File system structure

This chapter describes the file system structure of the application server and the ConSol CM application.

C.1.1 Server

C.1.1.1 ConSol CM data directory

Most of the data concerning the configuration and operation of ConSol CM is stored in the ConSol CM database. However, some data is saved in the file system in the data directory entered during system setup.

Important directories:

- *index*

This is the directory where all the indexes are stored (see also section [Index](#)). Be sure to include it into your regular file system backup.

i Please note that you cannot just include the index directory in your daily CM backup! Rather you have to use the indexer-specific backup (and restore). Please refer to section [Backup and recovery of the index](#).

- **index.0**

In this directory, there is a subdirectory for each required index.

i In case units (customer objects) could not be imported during a scene import, there might be `.tmp` files in the data directory.

C.1.1.2 JBoss application server file structure

In an JBoss EAP installation the following directories are relevant for ConSol CM, among others:

- **bin**

Settings for all environments:

- Configuration of the database connection and logging in the file `cm6-config.properties` or `cm6-domain-config.properties`
- Configuration of environment variables in the file `standalone.conf` or `standalone.conf.bat`

- **modules\system\layers\base**

Subfolders contain the JDBC drivers:

- `com\microsoft\sqlserver\jdbc\main\mssql-jdbc-7.4.1.jre8.jar`
(Microsoft SQL)
- `oracle\jdbc\main\ojdbc8.jar` and `oracle\jdbc\main\orai18n.jar`
(Oracle)
- `com\mysql\jdbc\main\`
(MySQL JDBC driver destination, must be installed manually)

- **standalone**

Configuration in standalone environments:

- **configuration**

Configuration of the database connection and logging in the files `cm6-<DB>.xml`, `cm6-cmr-f-<DB>.xml` or `cm6-dwh-<DB>.xml`

- **data**

Data for operation, e.g., `tx-operation` keys

- **deployments**

Deployed applications, for example `cm6.ear` and `cm-track.war`

- **log**

Log files, see section [Log files](#).

- **tmp**

Temporary data and also working copy of the application server files. When JBoss is stopped, it can be emptied, e.g. for error analysis and/or fixing.

- **domain**

Configuration in domain (i.e. multi-server) environments

- **configuration**

Configuration of the database connection and logging in the files `cm6-<DB>.xml`, and `master-host.xml` and `slave-host.xml`

- **servers/<server-name>/log**

Log files

C.1.2 Client

- **<ENGINEER_HOME_DIR>\.cmas\wfeditorR1\var\log**

The log output of the Process Designer is written to this file. This is only relevant for engineers who work with the Process Designer.


- **<JAVA_CLIENT_DIR>**

The directory where the temporary Java cache is stored. This is used, e.g., for the .jnlp downloads of the Admin Tool and the Process Designer application.

C.2 Starting up and shutting down the application server

C.2.1 Introduction


ConSol CM can be run on Linux and on Windows systems and is implemented for JBoss application servers.

 A detailed list of supported operation systems, application servers, database systems, and other systems, as well as storage and CPU requirements is given in the current *System Requirements*.

When you deal with starting/stopping ConSol CM, there are two levels which have to be taken into consideration:

1. The basic start/stop (command line) commands which are - in the end - adapted start/stop commands of the respective application server.
2. The integration of these commands into an environment which allows automatic system start/stop, e.g., writing an *init.d* or *systemd* script for a Linux system or configuring CM as a service on a Windows system.

The following section provides information about the simple command line parameters which can be used to start and stop the system.

 In case there is a severe database problem and the database system has to be restarted, stop the ConSol CM system first, then wait until the database system is available again, and then start the ConSol CM application server.

C.2.2 Commands for starting and stopping the application server

This section describes how to start and stop the JBoss application server.



This section only applies to ConSol CM versions 6.13.0 and higher. For older versions, please refer to the respective manuals.

C.2.2.1 JBoss on Windows

Starting JBoss on Windows

ConSol CM without CMRF

Run the following command to start the JBoss server for a setup with ConSol CM without CMRF. Alternatively you can configure JBoss to run as a service. Please see the *ConSol CM Setup Manual* for details.

```
<JBOSS_HOME>\bin\standalone.bat -P <JBOSS_HOME>\bin\cm6-config.properties -c  
cm6-<DB>.xml
```

Replace `cm6-<DB>.xml` with the configuration file for your database:

- `cm6-mysql-5.xml` for MySQL 5
- `cm6-mysql-8.xml` for MySQL 8
- `cm6-oracle.xml` for Oracle
- `cm6-mssql.xml` for Microsoft SQL Server

ConSol CM with CMRF in standalone mode

Use the following command to start the JBoss which executes ConSol CM.

```
<JBOSS_HOME>\bin\standalone.bat -P <JBOSS_HOME>\bin\cm6-config.properties -c  
cm6-dwh-<DB>.xml
```

Replace `cm6-dwh-<DB>.xml` with the ConSol CM configuration file for your database:

- `cm6-dwh-mysql-5.xml` for MySQL 5
- `cm6-dwh-mysql-8.xml` for MySQL 8
- `cm6-dwh-oracle.xml` for Oracle
- `cm6-dwh-mssql.xml` for Microsoft SQL Server

Use the following command to start the JBoss which executes the CMRF:

```
<JBOSS_CMRF_HOME>\bin\standalone.bat -P <JBOSS_CMRF_HOME>\bin\cmrf-  
config.properties -c cmrf-<DB>.xml
```

Replace `cmrf-<DB>.xml` with the CMRF configuration file for your database:

- `cmrf-mysql-5.xml` for MySQL 5
- `cmrf-mysql-8.xml` for MySQL 8

- `cmrf-oracle.xml` for Oracle
- `cmrf-mssql.xml` for Microsoft SQL Server

ConSol CM with CMRF in overlay mode

Use the following command to start the JBoss which executes ConSol CM and the CMRF.

```
<JBOSS_HOME>\bin\standalone.sh -P <JBOSS_HOME>\bin\cm6-cmrf-config.properties -c cm6-cmrf-<DB>.xml
```

Replace `cm6-cmrf-<DB>.xml` with the ConSol CM configuration file for your database:

- `cm6-cmrf-mysql-5.xml` for MySQL 5
- `cm6-cmrf-mysql-8.xml` for MySQL 8
- `cm6-cmrf-oracle.xml` for Oracle
- `cm6-cmrf-mssql.xml` for Microsoft SQL Server

Shutting down JBoss on Windows

Run the following command to stop the JBoss server. Alternatively you can put it into the configuration of the Windows service.

```
<JBOSS_HOME>\bin\jboss-cli.bat --controller=localhost:9999 --connect --command=:shutdown
```

C.2.2.2 JBoss on Linux

Starting JBoss on Linux

ConSol CM without CMRF

Run the following command to start the JBoss server for a setup with ConSol CM without CMRF. Alternatively you can put it into a start script (usually *init.d* or *systemd*). Please see the *ConSol CM Setup Manual* for details.

```
<JBOSS_HOME>/bin/standalone.sh -P <JBOSS_HOME>/bin/cm6-config.properties -c cm6-<DB>.xml
```

Replace `cm6-<DB>.xml` with the configuration file for your database:

- `cm6-mysql-5.xml` for MySQL 5
- `cm6-mysql-8.xml` for MySQL 8
- `cm6-oracle.xml` for Oracle
- `cm6-mssql.xml` for Microsoft SQL Server

ConSol CM with CMRF in standalone mode

Use the following command to start the JBoss which executes ConSol CM.

```
<JBOSS_HOME>/bin/standalone.sh -P <JBOSS_HOME>/bin/cm6-config.properties -c  
cm6-dwh-<DB>.xml
```

Replace `cm6-dwh-<DB>.xml` with the ConSol CM configuration file for your database:

- `cm6-dwh-mysql-5.xml` for MySQL 5
- `cm6-dwh-mysql-8.xml` for MySQL 8
- `cm6-dwh-oracle.xml` for Oracle
- `cm6-dwh-mssql.xml` for Microsoft SQL Server

Use the following command to start the JBoss which executes the CMRF:

```
<JBOSS_CMRF_HOME>/bin/standalone.sh -P <JBOSS_CMRF_HOME>/bin/cmrf-  
config.properties -c cmrf-<DB>.xml
```

Replace `cmrf-<DB>.xml` with the CMRF configuration file for your database:

- `cmrf-mysql-5.xml` for MySQL 5
- `cmrf-mysql-8.xml` for MySQL 8
- `cmrf-oracle.xml` for Oracle
- `cmrf-mssql.xml` for Microsoft SQL Server

ConSol CM with CMRF in overlay mode

Use the following command to start the JBoss which executes ConSol CM and the CMRF.

```
<JBOSS_HOME>/bin/standalone.sh -P <JBOSS_HOME>/bin/cm6-cmrf-config.properties -  
c cm6-cmrf-<DB>.xml
```

Replace `cm6-cmrf-<DB>.xml` with the ConSol CM configuration file for your database:

- `cm6-cmrf-mysql-5.xml` for MySQL 5
- `cm6-cmrf-mysql-8.xml` for MySQL 8
- `cm6-cmrf-oracle.xml` for Oracle
- `cm6-cmrf-mssql.xml` for Microsoft SQL Server

Shutting down JBoss on Linux

ConSol CM without CMRF

Run the following command to stop the JBoss server. Alternatively you can put it into a stop script (usually *init.d* or *systemd*). Please see the *ConSol CM Setup Manual* for details.

```
<JBOSS_HOME>/bin/jboss-cli.sh --controller=localhost:9999 --connect --  
command=:shutdown
```

C.2.2.3 General configuration

- In case `-b=localhost` or `-b=127.0.0.1` is set as parameter, ConSol CM is only accessible from the same server, where JBoss is running.
- Enter the network IP or the network name to make ConSol CM accessible from outside the sever. In this case ConSol CM URL is not accessible from the inside using the localhost URL.
- If you enter `-b=0.0.0.0` the server is accessible from the outside and inside using the server URL or using the localhost URL (take care of all required security-related precautions!).

The following JAVA_OPTS settings are used by default when setting up a new ConSol CM system.

Default memory configuration for JBoss 7.3 on Java 8 (Xms and Xmx should be set to the same value):

- `-Xms4g -Xmx4g -XX:MaxMetaspaceSize=512m`

i These parameters are starting parameters for production systems. Depending on the size of the system it might be necessary to adjust them. The following factors are important in this context:

- number of concurrent users
- amount of tickets, customers, resources
- amount and size of emails
- amount and size of attachments
- size of the index

As an administrator, you need to check the Java heap size and the garbage collection activity using tools like `jconsole` or `jvisualvm`. If the heap size is higher than 80 - 90% of the maximum value and the garbage collection runs frequently, you need to increase the memory allocation (Xmx).

The list includes the officially supported default parameters for JBoss 6.4. They should be suitable for most installations.

- `-verbose:gc`
- `-XX:+PrintGCDetails`
- `-XX:+PrintGCDateStamps`
- `-XX:+UseGCLogFileRotation`
- `-XX:NumberOfGCLogFiles=5`
- `-XX:GCLogFileSize=3M`
- `-XX:-TraceClassUnloading`
- `-XX:+UseCompressedOops`
- `-Djava.net.preferIPv4Stack=true`
- `-Djboss.modules.policy-permissions=true`
- `-Djboss.modules.system.pkgs=$JBOSSE_MODULES_SYSTEM_PKGS`

Depending on the individual usage of the ConSol CM system, some additional settings might be needed. The following list includes settings which are used on some systems. As these settings are not officially supported, please contact your ConSol CM consultant or the ConSol CM support before using them in your production environment.

- -server
- org.apache.tomcat.util.http.Parameters.MAX_COUNT=6000
- org.apache.coyote.http11.Http11Protocol.MAX_HEADER_SIZE=65535
- org.apache.tomcat.util.http.MimeHeaders.MAX_COUNT=200
- com.arjuna.ats.arjuna.allowMultipleLastResources=true
- -Dhttp://apache.org/xml/features/nonvalidating/load-external-dtd=false
Prevent cross-scripting attacks
- -Djboss.platform.mbeanserver
Enable the JMX bean server
- -Djgroups.marshalling.compatible=true
Use old JGroups protocol instead of newer one
- -Dorg.jboss.resolver.warning=true
Warning when an XML entity is defined as SYSTEM and the protocol is not `file://` or `vfsfile://`
- -Dserialization.jboss=false
Disable JBoss serialization and use standard Java serialization instead
- -Dsun.rmi.dgc.client.gclInterval=3600000
- -XX:+UseParallelOldGC
Use the old garbage collection or any better matching garbage collection depending on your requirements.
- -XX:+HeapDumpOnOutOfMemoryError
- -XX:HeapDumpPath=/some/path
Use a path, you cannot use a file here
- -Xloggc:some/path/based/on/JbossRoot/log/gc-%t.log
- -XX:ReservedCodeCacheSize=150m
- -XX:CompressedClassSpaceSize=128m

C.3 Log files

C.3.1 Introduction to log files in ConSol CM

Log files are the main source of information about the activities in the system and potential problems. They are used to save log messages from the different components of ConSol CM.

C.3.1.1 Concepts, terms and definitions

Concept	Other terms	Definition
log file		Text file with the extension <code>.log</code> used to write messages about the activities in the system and errors
log level		The log level determines which messages are written in the log files and how many details are included in the log messages. The most used log levels are ERROR, INFO and DEBUG.

C.3.1.2 Purpose and usage

Log files contain information about the system activity. If an error occurs during system operation, they contain details about the error. Analyzing log files is useful for troubleshooting of errors and to reveal problems which do not appear on the user interface.

There are two ways of accessing the log files:

- Open the file on the file system. The default path is `<JBASS_HOME>/standalone/log`. The `audit.log` file is located in the subdirectory `adminlogs`.
- Open the *Log files* page of the Web Admin Suite, where you can view and download the log files.

C.3.2 Available log files

The following log files are available in ConSol CM:

- **access.log**
Contains log messages about the access to and usage of the Web Client. Needs to be enabled explicitly, see [Activating the access.log file](#).
- **audit.log**
Contains log messages about login / logout operations in Admin Tool, Web Admin Suite and Process Designer, and all operations which are performed using these applications, e.g. configuration changes and workflow deployments.
- **cmrf.log**
Contains log messages from the CMRF (ConSol CM Reporting Framework), i.e., messages regarding the data transfer operations from the ConSol CM database to the CMRF database (DWH).
- **cmweb.log**
Contains log messages from the Web Client.
- **ctx.log**
Contains log messages from the Spring Framework.
- **errors.log**
Contains only log messages that have at least the log level **ERROR**.
- **index.log**
Contains log messages regarding the index.
- **mail.log**
Contains log messages regarding email system.
- **operationtimes.log**
Contains log messages with timing information for requests in order to identify possible performance bottlenecks.
- **operationtimes-db.log**
Contains log messages about database access times of atomic operations in order to identify possible performance bottlenecks. This logging is configured using the system properties [cmas-core-server, dao.log.threshold.milliseconds](#) and [cmas-core-server, dao.log.username](#).
- **operationtimes-rest.log**
Contains log messages with operation times for REST requests. The request URL and the time needed to process the request are logged on **DEBUG** level. The logging is configured using the system properties [cmas-restapi-core, request.log.threshold.milliseconds](#) and [cmas-restapi-core, request.log.username](#).
- **security.log**
Contains log messages which are related to security, authorization and authentication, e.g. log entries about Kerberos authentication.
- **server.log**
Contains all log messages with at least log level **INFO**.
- **session.log**
Contains log messages about logins (session starts) and session timeouts of users.

- **sql.log**
Contains log messages about SQL statements coming from Hibernate if it is set to **DEBUG** level (by default it is set to **INFO**).
- **support_libs_errors.log**
Contains error messages which are thrown by supporting libraries but are properly handled by ConSol CM (this method keeps the `server.log` clean).
- **timer-manager.log**
Contains additional log messages written in log level **DEBUG** when workflow timers are activated or deactivated. Information about the escalation date is logged, too.
- **track_jersey.log**
Contains log messages from CM/Track.
- **transfer.log**
Contains log messages about the export / import of scenes.
- **tx.log**
Contains log messages related to Spring Framework transactions.
- **unit-deletion.log**
Contains information regarding the deletion of contacts.
- **workflow.log**
Contains log messages about activated / reinitialized / deactivated timers, which are logged with level **INFO** and all debug output related to the workflow engine.

C.3.2.1 Structure of log files

In the default configuration, the log file entries have the following syntax:

```
Date Timestamp Loglevel [Logger] Message
```

Example for a log file entry:

```
2020-10-11 13:52:44,526 INFO [reemarker.FreeMarkerConfigurer] [-]  
ClassTemplateLoader for Spring macros added to FreeMarker configuration
```

The components of the message:

- **Date:**
October 11th, 2020
- **Timestamp:**
13:52:44
- **Log level:**
INFO
- **Logger:**
reemarker.FreeMarkerConfigurer
Name of a Java class, not complete (only last 30 characters), the real name would be `Freemarker.FreeMarkerConfigurer`
- **Message:**
ClassTemplateLoader for Spring macros added to FreeMarker configuration

Simple messages and messages reporting a successful operation often have only one line. When errors are reported (log level **ERROR**), you might find stack traces in the logs.



C.3.3 Basic tasks

C.3.3.1 Accessing the log files using the Web Admin Suite.

You can access the log files which are saved in the default directory on the *Log files* page in the *Operation* menu. When opening the page, the latest lines of the `server.log` file are displayed.

You can perform the following actions on the page:

- **View a log file**
Select the desired log file in the selector on the left side. All the log files which are saved in the default directory, `<JBOSS_HOME>/standalone/log`, are available.
- **Download log files**
Click the *Download log files* button and select the log files which you want to download. The currently displayed log file is preselected. You can select additional log files to download several files at once. If several files are selected, they are downloaded as zip package.
- **Configure automatic refresh**
The currently displayed log file is refreshed automatically if the checkbox *Refresh log file automatically* is selected. Deselect this checkbox if you want to stop automatic refresh.
- **Configure display order**
The newest lines are displayed at the top if the checkbox *Display newest lines first* is selected. Deselect his checkbox to display the oldest lines first.

C.3.4 Advanced tasks

C.3.4.1 Configuring logging

The default path for the log files is `<JBOSS_HOME>/standalone/log`. The location of the log files and the logging behavior can be configured in the respective configuration files:

- **cm6-config.properties**, **cm6-cmrf-config.properties** (JBoss EAP / Wildfly standalone installations with or without CMRF)
- **cm6-domain-config.properties** (JBoss EAP cluster installation)

See [Configuring the log files in JBoss](#) for details.

C.3.4.2 Activating the access.log file

In a default installation, the following lines in the configuration file, `cm6-<DB>.xml`, `cm6-cmrf-<DB>.xml` or `cm6-dwh-<DB>.xml` are commented out. By commenting them in, you can start access logging in your ConSol CM system.

```
<server name="default-server" default-host="default-host">
  <http-listener name="http" socket-binding="http" max-post-size="104857600"
    redirect-socket="https" enable-http2="true"/>
  <ajp-listener name="ajp" socket-binding="ajp"/>
  <host name="default-host" alias="localhost">
    <!-- <access-log pattern="%h %l %u %t %r %s %b %{Referer}i %{User-Agent}i %S
      %T" directory="${jboss.server.log.dir}" prefix="access" suffix=".log"
      worker="default"/> -->
    <location name="/" handler="welcome-content"/>
    <filter-ref name="server-header"/>
    <filter-ref name="x-powered-by-header"/>
    <http-invoker security-realm="ApplicationRealm"/>
  </host>
</server>
```

C.3.5 Configuring the log files in JBoss



This chapter only applies to ConSol CM versions 6.13.0 and higher. For older versions, please refer to the respective manuals.

The built-in logging module of JBoss EAP is used for the ConSol CM logging subsystem (see [Chapter 11. Logging with JBoss EAP](#) on the RedHat website for detailed information about logging in JBoss). Usually, you do not have to change any log settings.

The configuration of the logging subsystem is defined in one of the following files, depending on the infrastructure of your CM system:

- **ConSol CM only:**
<JBOSS_HOME>/standalone/configuration/cm6-<DB>.xml
- **ConSol CM with CMRF/DWH in standalone mode:**
<JBOSS_HOME>/standalone/configuration/cm6-dwh-<DB>.xml
- **ConSol CM with CMRF/DWH in overlay mode:**
<JBOSS_HOME>/standalone/configuration/cm6-cmrf-<DB>.xml



Usually, you do not need to edit the XML files.

You can modify the default configuration in the respective configuration file:

- **ConSol CM only or ConSol CM with CMRF/DWH in standalone mode:**
<JBOSS_HOME>/bin/cm6-config.properties
- **ConSol CM with CMRF/DWH in overlay mode:**
<JBOSS_HOME>/bin/cm6-cmrf-config.properties

For configuring the logging behavior, the following section of the configuration file is relevant:

```
<subsystem xmlns="urn:jboss:domain:logging:3.0">
```

Within the section of this subsystem, the file handlers are defined, each in a separate subsection. By default, periodic size rotating file handlers are used. One log file is created for every day. If the maximum size of 50 MB is exceeded, a new file is created for this day. 10 files are kept as backup.

Example from the [index.log](#) section:

```
<periodic-size-rotating-file-handler name="INDEX_FILE" autoflush="true">
  <level name="${handler.indexfile.level:INFO}"/>
  <formatter>
    <pattern-formatter pattern="%d %-5.5p [%30.-30c] [%X{username}]-%X
      {context}-%X{sessionId}] %m%n"/>
  </formatter>
  <file relative-to="jboss.server.log.dir" path="index.log"/>
  <suffix value=".yyyy.MM.dd"/>
  <max-backup-index value="${handler.indexfile.max.backup.index:10}"/>
  <rotate-size value="${handler.indexfile.rotate.size:50m}"/>
  <append value="true"/>
</periodic-size-rotating-file-handler>
```

Below the file handlers, the loggers are defined. For each logger, the target file(s) and the log level are provided.

```
<logger category="com.consol.cmas.core.index" use-parent-handlers="false">
  <level name="${logger.com.consol.cmas.core.index.level:INFO}"/>
  <handlers>
    <handler name="INDEX_FILE"/>
  </handlers>
</logger>
```

This means that the logger for classes belonging to `com.consol.cmas.core.index` writes into the file `INDEX_FILE`, which is defined in the file handler section above.

The variables in the syntax `${setting:value}`, e.g. `${handler.indexfile.level:INFO}`, indicate parameters which can be overridden in the `<JBOSS_HOME>/bin/cm6-config.properties` or `<JBOSS_HOME>/bin/cm6-cmrf-config.properties` file.

C.3.5.1 Changing default settings

The following example shows how to change default settings using the `cm6-config.properties` or `cm6-cmrf-config.properties` file.

Goal: You want to change the log level of the `index.log` file to DEBUG.

1. Locate the respective handler in the configuration file (example from `cm6-mysql-5.xml`).

```
<periodic-size-rotating-file-handler name="INDEX_FILE" autoflush="true">
  <level name="${handler.indexfile.level:INFO}"/>
  <formatter>
    <pattern-formatter pattern="%d %-5.5p [%30.-30c] [%X{username}-%X
      {context}-%X{sessionId}] %m%n"/>
  </formatter>
  <file relative-to="jboss.server.log.dir" path="index.log"/>
  <suffix value=".yyyy.MM.dd"/>
  <max-backup-index value="${handler.indexfile.max.backup.index:10}"/>
  <rotate-size value="${handler.indexfile.rotate.size:50m}"/>
  <append value="true"/>
</periodic-size-rotating-file-handler>
```

2. Locate the variable for the log level.

This is `${handler.indexfile.level:INFO}`.


3. Add an entry for this variable to `cm6-config.properties`.

```
# logging overrides
handler.indexfile.level=DEBUG
```

Other changes you can make:

- Change the size of the single log files:
→ Set the value (in MB) of the parameter `rotate-size`, e.g. `handler.indexfile.rotate.size=50`.

- Change the number of copies which are saved:
→ Set the value of the parameter `max-backup-index`, e.g. `handler.indexfile.max.backup.index=1`.
- Debug a certain module:
→ Set the log level to “DEBUG” for the respective logger, e.g. `logger.com.consol.cmas.core.index.level=INFO`

 If there is no variable for a setting which you want to modify, you can edit the `cm6-<DB>.xml` file directly. This is required for example if you want to change the pattern for the log file entries (`pattern-formatter` attribute).

C.3.6 Using log levels for troubleshooting

Sometimes, the pre-defined error levels of the entries in a log file do not produce helpful output, i.e., the information you receive from the log file is not sufficient to help you find the error cause. In this case, you can modify the error level of one or more loggers, e.g., to “DEBUG”.

Please note that in scripts the debug mode has to be switched on explicitly, i.e., the correct code is required, see section [Logging DEBUG messages](#).

Do not forget to turn the error level back to “INFO” after the error analysis, otherwise your log files might get too big and might fill up the server hard disk.



C.3.7 Using logging in scripts

The following statements can be used to write log information to the `server.log` file. This works in workflow scripts as well as in Admin Tool scripts.

```
println 'This is my debug message.'
```

```
println("This is my debug message.")
```

```
log.info("This is my debug message.")
```

```
log.info "This is my debug message."
```

- i** Please note that we recommend to work with the log methods instead of `println`, because
- the log level can be defined. Besides `log.info`, you might want to use `log.warn`, `log.error` or other levels.
 - the name of the script which produces the entry is written into the log file. This does not happen if you work with `println`.

C.3.7.1 Logging DEBUG messages

“DEBUG” messages will only appear in the log file when the logging configuration is changed. When logging “DEBUG” messages, make sure to check whether debugging is switched on to avoid unnecessary operations:

```
if (log.isDebugEnabled()) {  
    log.debug("Processing ticket ${ticket.name}")  
}
```

C.4 License

C.4.1 Introduction to licenses in ConSol CM

When you purchase ConSol CM, you receive a license file valid for the purchased modules and the required number of concurrent users.

C.4.1.1 Concepts, terms and definitions

Concept	Other terms	Definition
license		Text file containing information about the purchased modules and number of users.
concurrent user license	floating license	License for a certain number of users who are logged in simultaneously.

C.4.1.2 Purpose and usage

The license file is a text file which contains entries for several modules. For each module, the number of concurrent users and the expiration date is indicated.


The license always refers to concurrent users. This means that only the number of users who are logged in simultaneously is considered. It is not checked which users are logged in. Therefore, you do not need one license for each user.

A license is consumed when the user logs in. The license is handed back to the server when the user session is terminated, either because the user logs out or because the session times out (see [cmas-core-server, server.session.timeout](#)).


C.4.2 Available settings for licenses

The license file has the following sections:

- **[ADMINTOOL_USERS]**
The number of users who can log in to the Admin Tool or Web Admin Suite at the same time.
- **[CONCURRENT_USERS]**
The number of user who can log in to the Web Client at the same time.
- **[PROCESS_DESIGNER]**
The number of users who can log in to the Process Designer at the same time.
- **[REST_USERS]**
The number of users who can access the REST API. This does not include the number of CM/Track users.

 CM/Phone consumes one REST licenses per client where CM/Phone is installed and active.

- **[TRACK]**
The number of contacts who can log in to CM/Track at the same time.
- **[TRACK_USERS]**
The number of user profiles for CM/Track. This is the number of users who are created as *Portal profile* in the Users section of the Web Admin Suite.

 Since several contacts can use the same user profile in CM/Track, the license numbers of [TRACK] and [TRACK_USERS] might differ considerably. For example, there might be two CM/Track profiles, but 100 contacts should be allowed to log in to CM/Track at the same time. This would mean 2 [TRACK_USERS] licenses and 100 [TRACK] licenses.

Each license section has the following data:

- **contractParty**
The name of the customer who owns the license.
- **products**
The ConSol CM module to which the license refers.
- **version**
The ConSol CM version for which the license is valid.
- **expirationDate**
The date when the license expires.
- **licenses**
The number of licenses for the respective module.
- **enabledModules**
Only for module [ADMINTOOL_USERS]. The names of the purchased add-ons, e.g. RESOURCE_POOL if CM/Resource Pool has been purchased.
- **signature**
The license code.

C.4.3 Basic tasks

The license is managed on the *License* page of the Web Admin Suite.

C.4.3.1 Importing a new license

You can import a new license in two ways:

- Click the *Import license* button and select the license file. Click the *Save license* button.
- Open the license file in a text editor and paste the license text into the license editor in the Web Admin Suite. Click the *Save license* button.

The new license takes effect immediately. There is no downtime required.



C.4.4 Advanced tasks

C.4.4.1 Monitoring the license

You can use the monitoring endpoint to check the license status.

1. Open `<CM URL>/health/check` or `<CM URL>/health/report`.
2. Locate the section `cmas-core-server-licence`:
 - The `daysUntilNextExpiry` attribute indicates the number of days until the first license expires.
 - The `statistics` attribute lists all license pools with the number of purchased licenses and the number of currently used licenses.

C.4.5 Control of consumed licenses

C.4.5.1 Control of consumed licenses using the system monitoring

The number of available and consumed licenses can be retrieved using the health check endpoints [health/check](#) and [health/report](#), see [System monitoring reports](#). The JSON output shows the total number of licenses (attribute [all licenses](#)) and the number of licenses which are currently in use (attribute [consumed licenses](#)) by license pool. To determine the number of engineers who are logged in to the Web Client, check the pool `CONCURRENT_USERS`.

In addition you see the number of days until the first license is going to expire (attribute [daysUntilNextExpiry](#)).

```
"cmas-core-server-licence" : {
  "status" : "SUCCESS",
  "name" : "licence system information",
  "attributes" : {
    "daysUntilNextExpiry" : 150,
    "statistics" : [ {
      "pool name" : "PROCESS_DESIGNER",
      "consumed licences" : 0,
      "all licences" : 5
    }, {
      "pool name" : "TRACK_USERS",
      "consumed licences" : 0,
      "all licences" : 5
    }, {
      "pool name" : "REST_USERS",
      "consumed licences" : 0,
      "all licences" : 5
    }, {
      "pool name" : "ADMINTOOL_USERS",
      "consumed licences" : 0,
      "all licences" : -1
    }, {
      "pool name" : "CONCURRENT_USERS",
      "consumed licences" : 1,
      "all licences" : 100
    }, {
      "pool name" : "TRACK",
      "consumed licences" : 0,
      "all licences" : 200
    }
  ]
}
},
```

C.4.5.2 Control of consumed licenses using log files

When an engineer session in the Web Client has started, the following line is printed into the [server.log](#) file:

```
2016-07-14 10:01:17,943 INFO [sessionTimeoutEngineerLogger] [-] New session for
engineer: Susan has started. Session id: 24vb62d4-4999-11e6-9076-3756a64ecac4
```

When an engineer has logged out, the following line is printed into the [server.log](#) file:

```
2016-07-14 10:06:25,315 INFO [sessionTimeoutEngineerLogger] [Susan-24db62d4-4999-11e6-9076-3714a64ecac4] Session of engineer: Susan has ended. Reason: logout. Session id: 24db62d4-4999-11e6-9076-3714a64ecac4
```

When a session has been automatically finished because of the timeout, the following line is printed into the `server.log` file:

```
2016-07-14 09:35:32,303 INFO [ sessionTimeoutEngineerLogger] [-] Session of engineer: Susan has ended. Reason: timeout. Session id: 52b46c0f-4991-11e6-9076-3714a64ecac4
```

Please note that in the log files, it is not possible to distinguish Web Client and Admin Tool sessions, but you can distinguish the login names and "filter" for non-admin users.

C.4.5.3 Control of consumed licenses using database queries

The sessions are saved in the CM database table `cmas_user_session`. Thus, you can find out how many users are logged in using the following statements.

```
SELECT count(auth_username) FROM cmas_user_session WHERE end_date = 0 and session_source = 'WEB_CLIENT';
```

Code example 1: *Web Client sessions, CM version 6.10*

```
select count(*) from cmas_user_session where end_date = 0 and session_type = 'CUSTOMER';
```

Code example 2: *CM/Track sessions, CM version 6.10*

i The monitoring user will not consume a license! See section [Configuring the monitoring user](#) for details.

C.4.6 Expert information about accessing licenses

The content of CM licenses can also be queried using the MBean `licenseDeployer`. This MBean offers three methods:

- `getRemainingDays`
- `deployLicence`
- `getLicenseInfo`

If you are interested in using this feature and would like to have support implementing a system which uses the MBean access, e.g., to set up monitoring for your CM system, please contact your CM consultant.

The following figure shows an example using the JConsole.

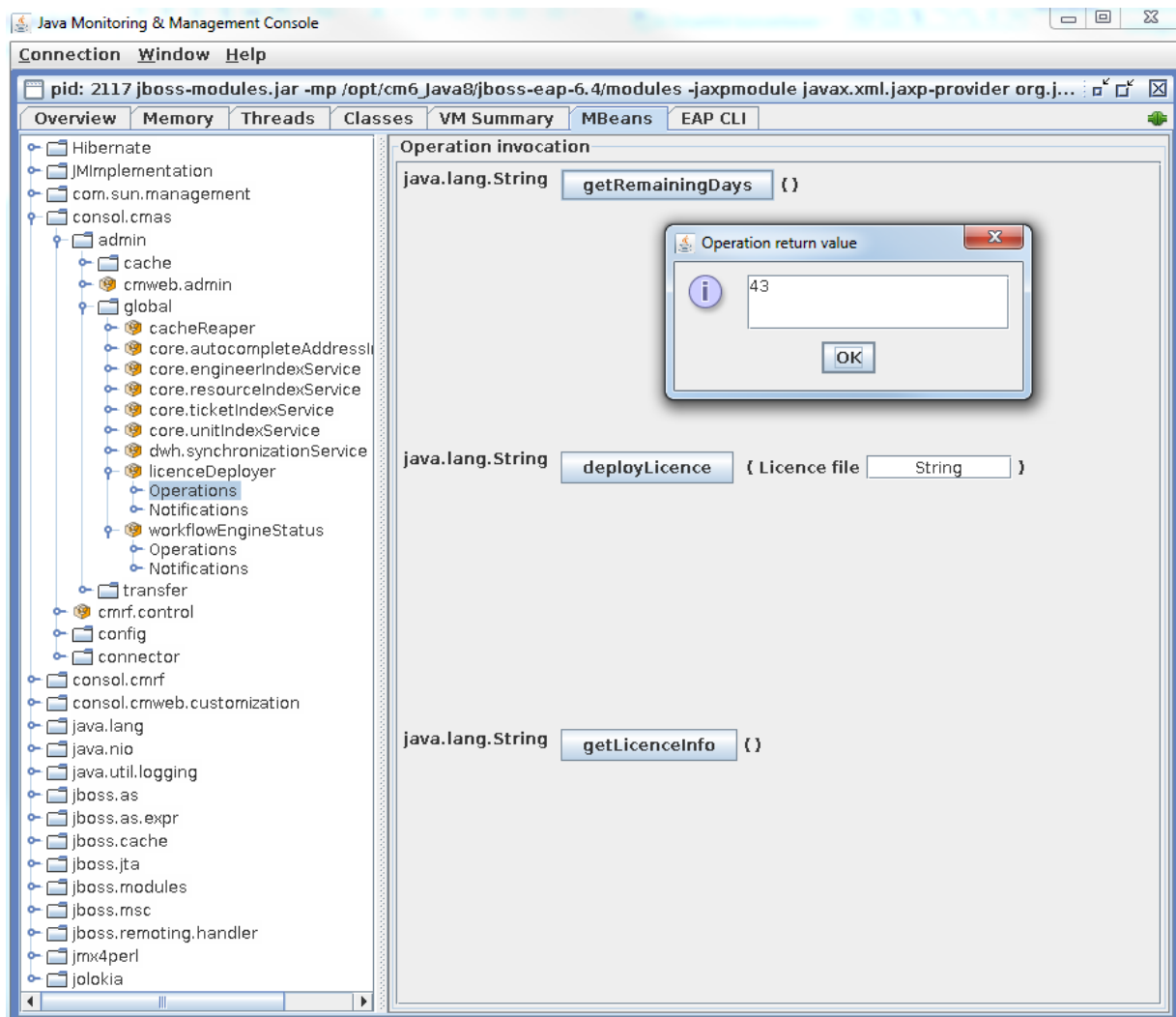


Figure 11: Retrieving the remaining days of a CM license using the JConsole

i In case you have purchased a CM license with a limited period of validity, we recommend to set up a monitoring for the license which sends a notification a certain time before the license expires.

C.5 Index

C.5.1 Introduction to the index in ConSol CM

ConSol CM stores most of its data in a relational database. In order to improve the performance of search operations, **Apache Lucene** indexes are used. For each data field that should serve as search criterion, an index is created. The indexes are stored on the file system, in a subdirectory of the data directory.

C.5.1.1 Concepts, terms and definitions

Concept	Other terms	Definition
indexer		ConSol CM component for index management
quick search		Simple free-text search using a search field in the upper right corner of the Web Client
detailed search		Advanced search on a specific page which allows combining several search criteria
autocomplete search		Context-dependent free-text search integrated into specific pages

C.5.1.2 Purpose and usage

The index is required to be able to search for objects in ConSol CM. The scope of the index is the entire ticket text, the attachments (can be configured in the system property [cmas-core-index-common, index.attachment](#)) and the data fields which are annotated with `field-indexed`. The data fields configured for the index are available as search criteria in the detailed search, and they can trigger an autocomplete search on customer and resource pages. The quick search shows the objects which contain the search term in an indexed field.

C.5.2 Available settings for the index

The configuration of the index is done in a number of different places. The items described in the following sections need to be configured for the index to work correctly. In addition, you can fine-tune the indexer in the system properties, see [Fine-tuning the indexer](#).

C.5.2.1 Data directory

The indexes are stored in the file system, in a subdirectory of the data directory indicated during system setup. The path of the data directory is stored in the system property [cmas-core-shared, data-directory](#).

The following requirements need to be fulfilled for the index to work correctly:

- The data directory is always available for the ConSol CM server, also if it was created on another server and is linked to or mounted on the application server.
- The data directory provides enough space for storing indexes.

C.5.2.2 Annotations

The data fields which should be available as search criteria need to be specified by assigning the annotation **field-indexed** to the respective field. This is done in the data field administration for the Admin Tool.

C.5.2.3 Update mode

There are two kinds of changes which require index updates:

- **Operative changes:** Changes to tickets, customers, resources and engineers
- **Administrative changes:** Changes to the configuration

Operative changes are always processed directly. For the processing of administrative changes, there are two modes:

- **Directly start processing:** Administrative changes are processed directly. Deactivate the checkbox *No automatic commit of administrative changes*.
- **Start processing manually:** Administrative changes are processed when the user clicks the *Commit administrative changes* button on the *Index* page. Select the checkbox *No automatic commit of administrative changes*.



Direct processing of administrative changes can have a negative impact on the indexer performance if there are changes which require reindexing lots of objects, e.g. if a data field used in all tickets is added to the index.

See [Technical background of the index](#) for further details.

C.5.3 Advanced tasks

C.5.3.1 Fine-tuning the indexer

The behavior of the indexer can be fine-tuned using system properties. The relevant properties are located in the module `cmas-core-index-common`. These properties allow to adjust parameters to improve the indexer performance, e.g. the number of threads, or whether attachments should be indexed or not. The most important indexer properties are described in [Indexer and Search Configuration](#).

C.5.3.2 Technical background of the index

Which changes require index updates?

There are two kind of changes relevant for the index:

- **Operative changes**

These are changes to the runtime data:

- **Data field values:** values of fields (ticket, customer and resource fields) which are configured for indexing using the `field-indexed` annotation
- **Engineer data:** email, first name, last name
- **Ticket data:** attachments (unless configured otherwise), creation date, assigned engineer, history, name, queue, additional engineers, subject, view

The index is automatically updated when these changes are carried out.

- **Administrative changes**

These are changes of certain configuration data:

- scopes
- queues
- enum values
- engineer functions
- supported locales
- roles
- `field-indexed` annotation of ticket, customer or resource fields

The processing of administrative changes depends on the setting *No automatic commit of administrative changes*:

- If the checkbox is selected, the changes are processed automatically.
- If the checkbox is not selected, the changes are stored in the database for deferred processing. Processing can be started by clicking the *Commit administrative changes* button.

How are index updates processed?

Two services are involved in index updates:

- **Index changes notifier:**

Stores the entities which require an index update in the `cmas_index_update_serialized` table.

- **Index changes receiver:**

Polls the `cmas_index_update_serialized` table for new entries and creates index tasks in the tables `cmas_index_update_task` and `cmas_index_update_part`. Administrative tasks are directly created in the database table `cmas_index_administrative_task`. The indexing server then executes the tasks from these tables and updates the Lucene files accordingly. If the execution of an update task fails, a new update task with the type *Retry task* is created and the index status is set to YELLOW. You need to execute the task by clicking the *Repair index* button in the Admin Tool.



On clustered systems, the index is built on the master indexing server. The slave indexing servers download the index files from the master indexing server.



Do **not** stop the *Index changes notifier* service. If it is stopped and there is a change which requires an index update, the index status is set to RED and a rebuild is necessary. You can stop the *Index changes receiver*. After restart it will pick up all the missing changes from the respective table

C.5.4 Operating the indexer

i This section describes the use of the indexer in a single-server environment. Please contact the ConSol CM support or your ConSol CM consultant for information about the indexer in a cluster.

C.5.4.1 Indexer directory structure

The data directory is set using the CM system property `cmas-core-shared, data.directory`. Please see section [ConSol CM data directory](#) for information about the structure and content of the index directory.

C.5.4.2 Monitoring the indexer

This is treated in the section [Checking the status of the indexer](#).

C.5.4.3 Backup and recovery of the index

All ConSol CM indices are stored on the file system. However, you cannot just go ahead and copy the files and directories during system operation, because this might lead to inconsistent states (e.g., `.lock` files are used). That means, in order to make a backup of the CM indices, you have to follow some basic principles. Here we offer you a backup concept.

Index backup

The correct way is to use the following HTTP request using basic authentication for global admin:

```
wget http://${indexing.master.host:port}/index/snapshot --user ${admin} --
password ${password} -Obackup.jar
```

This will download the full index into a `backup.jar` file. The received full snapshot will have the timestamp of the moment when the command was executed. Please see the following code block for an example of the file content.

```
unzip -l backup.jar
Archive:  backup.jar
  Length      Date    Time    Name
-----
  158      2012-08-23  11:09  META-INF/...
  7739     2012-08-23  11:09  ticket/_82.fdt
   280     2012-08-23  11:09  ticket/segments_7y
 12293    2012-08-23  11:09  ticket/_82.frq
   123     2012-08-23  11:09  ticket/_82.nrm
 10577    2012-08-23  11:09  ticket/_82.prx
 21624    2012-08-23  11:09  ticket/_82.tis
  1366    2012-08-23  11:09  ticket/_82.fnm
   956    2012-08-23  11:09  ticket/_82.fdx
   308    2012-08-23  11:09  ticket/_82.tii
          2012-08-23  11:09  unit/...
          2012-08-23  11:09  engineer/...
-----
 84070                                49 files
```

Index restore

In order to recover/restore, e.g., a corrupted ticket index you have to:

- Stop the CM master indexing server (the CM server has to be stopped, not only the indexer services).
- Clean the master indexing server directory `<CMAS_DATADIR>/index/index.{$number}/ticket/`.
- Clean the master indexing server directory `<CMAS_DATADIR>/index/index.{$number}/ticket.uuid/`.
- Unpack the `backup.jar/ticket/*` files into the master indexing server directory `<CMAS_DATADIR>/index/index.{$number}/ticket/`.
- Restart the CM master indexing server (the CM server has to be restarted, not only the indexer services).

In a cluster environment, the master indexing server will automatically synchronize the recovered index with the slave nodes.

In order to update the index for the data which has been generated during the time of the backup, use the Web Admin Suite, menu *Operation*, menu item *Index -> Rebuild index*.

C.6 Email

C.6.1 Introduction to Emails in ConSol CM

Sending and receiving emails is one of the core functionalities of **ConSol CM**. The application interacts with one or more mail servers to fetch emails and send emails.

The following sections provide information about the following email-related topics:

- [Short overview of components relevant for mailing](#)
- [Fine-tuning CM mailing](#)

The monitoring of email functionalities is described in [Monitoring email functionalities](#).

For a detailed introduction into email functionalities in ConSol CM and information regarding the initial configuration of the email functionalities, please refer to the *ConSol CM Administrator Manual*, section *Email*.

C.6.2 Management of email functionalities

i This section describes emailing in a single-server environment. Please contact the ConSol CM support or your ConSol CM consultant for information about emailing in a cluster.

i Starting from ConSol CM version 6.11, only NIMH is available for mailing. If you are not sure in which mode CM is running, check the CM system property [cmas-core-server, nimh.enabled](#). If it is set to “true”, your system is running in NIMH mode, if it is set to “false”, your system is running in Mule/ESB mode. For information regarding Mule/ESB, please refer to a previous version of this manual.

C.6.2.1 Short overview of components relevant for mailing

In order to run smoothly, the following modules of ConSol CM have to be taken into consideration on a server:

- email has to be fetched
- email has to be sent

i The email configuration is explained in detail in the *ConSol CM Administrator Manual*, section *Email*.

The CM system properties which are relevant are summarized in the appendix [Important System Properties - Ordered by Area of Application, Email Configuration](#).

Fetching emails

- **Service:**
The NIMH service is active (see Admin Tool, navigation group *Services*, navigation item *CM Services*).
- **Scripts:**
The mailing scripts with the NIMH extension are active (e.g., [NIMHCreateTicket.groovy](#)), see Admin Tool, navigation group *System*, navigation item *Scripts*.
- **Data:**
Emails which cannot be processed are stored in the database table [cmas_nimh_archived_mail](#).

Sending emails

When the CM server is started, the module which can send emails using the SMTP server is started as well. Sending out emails is always active when the following two conditions are met:

- CM is up and running.
- A correct value has been set for the SMTP server (CM system property [cmas-core-server, mail.smtp.email](#)).

C.6.2.2 Fine-tuning CM mailing

Changing administrator email addresses

This is explained in detail in the *ConSol CM Administrator Manual, Appendix E - Administrator and Notification Email Addresses*.

Changing mailing parameters

Location of the mailing parameters

The basic mailing parameters are changed using the Admin Tool, navigation group *Email*, navigation item *Email*. In case you would like to set some specific values which cannot be reached using the standard graphical Admin Tool interface, you can work with CM system properties (see Admin Tool, navigation group *System*, navigation item *System Properties*). The CM system properties which are relevant are summarized in appendix [Important System Properties - Ordered by Area of Application, Email Configuration](#). Some properties which are used quite often are mentioned here as examples.

Example 1: Changing the maximum size of email attachments

System property [cmas-core-server, attachment.max.size](#). This sets the maximum attachment size, in MB.


This is a validation property of the ConSol CM API. It controls the size of attachments at tickets, units, and resources. It also controls the size of **incoming** (not outgoing!) email attachments.

Example 2: Narrowing down the file types which are allowed as attachments

System property [cmas-core-server, attachment.allowed.types](#). This is a comma-separated list of allowed file name extensions. If no value is defined, all file extensions are allowed.

Example 3: Deciding whether emails should be deleted from the mail server

As far as the mail server is concerned, ConSol CM is just a regular email client fetching emails using a standard mail protocol: IMAP(S) or POP3(S). Depending on the mail server configuration and on the ConSol CM system property [cmas-nimh, mailbox.default.task.delete.read.messages](#), emails are deleted from the mailbox on the mail server after CM has picked them up. The default setting is that emails are not deleted after fetching them (value "false"). To delete emails on the mail server after ConSol CM has fetched them, set the property to "true".

 If you do not want ConSol CM to delete emails from the mail server, please make sure to monitor the mailboxes to avoid a data overflow and server or performance problems.

C.6.2.3 Monitoring email functionalities

See section [Monitoring email functionalities](#).

D - Operating the Data Warehouse

This chapter discusses the following:

D.1 Introduction	66
D.2 Short overview of CM components relevant for reporting	66
D.2.1 Basic principle	66
D.2.2 DWH-specific log files	66
D.2.3 Open DWH tasks	67
D.3 CM / CMRF / DWH Synchronization	68
D.3.1 Introduction	69
D.3.2 Intention when using a DWH	69
D.3.3 ConSol CM system architecture with CMRF and DWH	69
D.3.4 Synchronization mechanism	70
D.3.5 Synchronization procedures	74
D.4 FAQs and tips for troubleshooting	83
D.4.1 Question #1: DWH tasks	83
D.4.2 Question #2: DWH update time	84
D.4.3 Question #3: Performance issues during fixing DWH live mode	85
D.4.4 Question #4: Live mode specialties	86
D.4.5 Question #5: Manual submission of tasks in live mode	87
D.4.6 Question #6: RecoverableExceptions	88
D.4.7 Question #7: Debug level for CMRF	89
D.4.8 Question #8: DWH database size is increasing faster than CM database using Oracle data-bases	90
D.4.9 Question #9: CMRF is not further updated after database connection failure	91
D.4.10 Question #10: Report SQLs on DWH which have been working before throw SQL errors or fields are empty	92
D.4.11 Question #11: DWH live mode is active, but updates are missing in DWH	93

D.1 Introduction

If the BI/reporting functionality is active in your CM infrastructure, you will have to take care of two main components:

- The ConSol CM Reporting Framework (CMRF)
- The ConSol CM Data Warehouse (DWH)

A short overview of a system with reporting functionalities is provided in the current manual in section [System Architecture with Reporting Infrastructure](#). In case you need to know technical details about the CMRF/DWH setup, please read the respective sections in the *ConSol CM Setup Manual*.

CMRF/DWH administration using the Admin Tool is explained in great detail in the *ConSol CM Administrator Manual*, section *Data Warehouse (DWH) Management*. In order to understand reporting in CM, we recommend to read this section first.

A quite detailed explanation of all processes of CM/CMRF/DWH synchronisation is provided in the current manual, in section [CM / CMRF / DWH Synchronization](#).

D.2 Short overview of CM components relevant for reporting

D.2.1 Basic principle

The ConSol CM database and the DWH are two separate databases (or database schemes, depending on the RDBMS flavor). The CMRF, a Java EE application, is responsible for transferring the required data. This is based on entries, made by CMRF, in control tables of the DWH database. Please read the *ConSol CM Administrator Manual*, section *Data Warehouse (DWH) Management*, subsection *TransferMode* for a detailed explanation.

In order to run smoothly, the following components have to be up and running:

1. The CM server has to run and to write data into the CM database.
2. The CMRF has to run and has to have access to the DWH database (scheme).
3. The DWH mode has to be set to one of the following values:
 - a. **ADMIN**
This means that there is no automatic transfer of data from CM to the DWH. The administrator has to start the transfer manually.
 - b. **LIVE**
This means that the transfer of data from CM to the DWH is performed automatically, on-the-fly.

D.2.2 DWH-specific log files

In order to read the DWH-specific log files, you can either access the file system of the server directly (see section [Log files](#)) or you can use the Admin Tool. For the latter, open the navigation group *Data Warehouse*, navigation item *DWH Configuration and Logs*. Click the Log button to open the **cmrf.log** file in the main panel:

You can also check the original log file under the following path:

```
<JBOSS_HOME>/standalone/log/cmrf.log
```

Please note that these are the standard paths. You can configure different paths in the configuration files. A detailed description of CM logging and log files is provided in the section [Log files](#).

Usually the log file and/or log panel entries give good hints regarding the initial reason for a transfer failure. If you run into a problem you cannot resolve and you have a maintenance contract with ConSol, please contact our support team.

D.2.3 Open DWH tasks

Use the Admin Tool to see open DWH tasks. They will be displayed in the navigation group *Data Warehouse*, navigation item *Tasks*. In the CM database, the tasks are listed in the table `cmas_dwh_task`.

In the list of DWH tasks, you will find entries (one entry per task) if ...

- the DWH is running in ADMIN mode and the administrator has started an update: all tasks that have to be performed are listed.
- the DWH is running in LIVE mode but the check box *Automatic commit of administrative changes* has not been checked.
- ticket field, customer field, or resource field annotations have been set to *reportable = true* and the checkbox *Automatic commit of administrative changes* has not been checked.

You can mark a task in the list and execute it manually.

If the checkbox *Automatic commit of administrative changes* has been checked, the tasks will be run automatically by the system.

D.3 CM / CMRF / DWH Synchronization

This chapter discusses the following:

D.3.1 Introduction	69
D.3.2 Intention when using a DWH	69
D.3.3 ConSol CM system architecture with CMRF and DWH	69
D.3.4 Synchronization mechanism	70
D.3.5 Synchronization procedures	74

D.3.1 Introduction

As a CM operator or administrator, you might have to solve problems with the Data Warehouse (DWH) in case the synchronization from the CM database to the DWH does not run smoothly. This is why we provide detailed information about the DWH synchronization process, so you can base your error analysis and troubleshooting on this information.

Please also read the *ConSol CM Administrator Manual*, section *Using CM for Reporting - Data Warehouse (DWH) Management* for a detailed introduction to the CMRF/DWH administration. In the current section, we assume that you know how to administer the DWH.

D.3.2 Intention when using a DWH

A DWH provides several advantages, the most prominent ones are:

- no need to use the production database for reporting, thus avoiding performance decrease
- a database schema and table structure which is optimized for reporting-typical database queries

A detailed introduction to this topic is provided in the *ConSol CM DWH Manual*.

D.3.3 ConSol CM system architecture with CMRF and DWH

This is explained in detail in section [System Architecture with Reporting Infrastructure](#).

D.3.4 Synchronization mechanism


This chapter discusses the following:

- [Synchronization mode](#)
- [Synchronization mechanism](#)
- [Components involved in transfer](#)
 - [Tables in the CM database \(or database schema\)](#)
 - [Tables in the DWH \(database or database schema\)](#)
 - [CM processes and services](#)

D.3.4.1 Synchronization mode

There are three different values for the synchronization mode for transferring data from ConSol CM to a DWH database. This is the value of the CM system property [cmas-dwh-server, dwh.mode](#).

- **OFF**
No data transfer to the DWH.
- **LIVE**
In this mode, every change that is submitted to the ConSol CM database is immediately synchronized with the DWH.
- **ADMIN**
In this mode, the administrator has to trigger the synchronization manually.

 Always use the graphical configuration in the Admin Tool (navigation group *Data Warehouse*, navigation item *DWH Administration*, button *Configuration*) to set the synchronization mode! Setting it directly in the CM system properties does not work!

D.3.4.2 Components involved in transfer

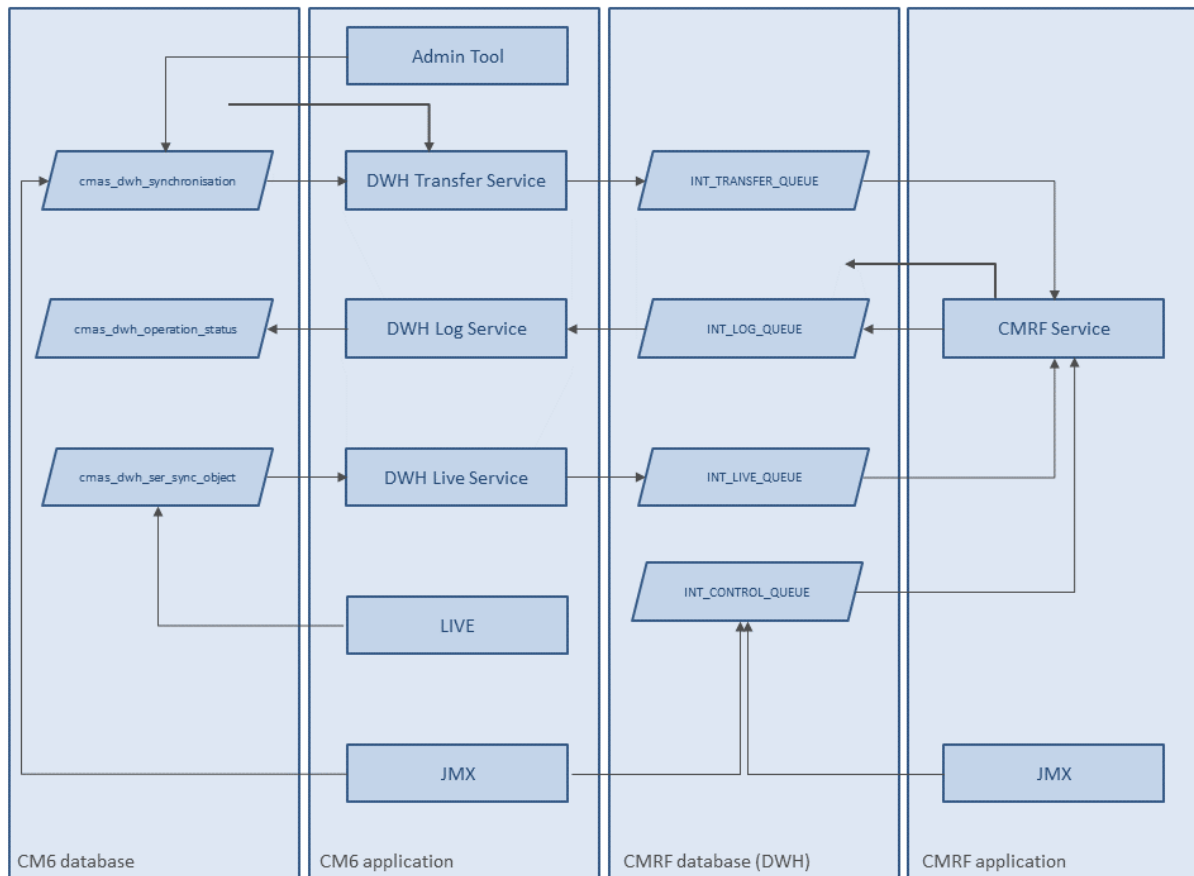


Figure 12: Services and tables involved in CM/CMRF/DWH data transfer (DIRECT mode)

Tables in the CM database (or database schema)

- cmas_dwh_operation_status**
 The DWH log service writes into this table to document the DWH status. These are the info and error log entries which you can also find in the log file `cmrf.log`. You can also see these entries in the Data Warehouse part of Admin Tool when you select the logs.
- cmas_dwh_ser_sync_object**
 This table is only used in LIVE mode. CM inserts an entry into this table for a transaction which was performed in the CM database. The entry contains a serialized package which needs to be sent to CMRF. The DWH live service reads from this table. See details below.
- cmas_dwh_synchronization**
 When a DWH operation is performed using the Admin Tool (see details below), an entry is created in this table. The column `type` contains one of the possible values: INITIALIZATION, REINITIALIZATION, TRANSFER, UPDATE, TASK. The DWH transfer service reads from this table. See details below. Starting with version 6.11 you can see the entries also in the Admin tool (navigation group *Data Warehouse*, navigation item *Administration*).
- cmas_dwh_task**
 An entry in this database is created when an annotation which is relevant for DWH transfer has been changed, e.g. `reportable group`, `reportable`, `dwh-no-history`, `dwh-no-history-`

field. Tasks listed in this table are visible in the Admin Tool (navigation group *Data Warehouse*, navigation item *Tasks*). When a task is started (automatically or manually), a new entry in `cmas_dwh_synchronization` is created. When the data has been processed successfully, the entry from `cmas_dwh_task` is deleted.

Tables in the DWH (database or database schema)

- **INT_CONTROL_QUEUE**

INT_CONTROL_QUEUE is used to control the processing in CMRF. Two actions are available: *pause* and *resume*. Only the JMX components write into INT_CONTROL_QUEUE. Only the CMRF service reads and deletes entries from INT_CONTROL_QUEUE. It is done during processing of other data (e.g. transfer). The CMRF service pauses processing after *pause* action and continues after *resume* action.

- **INT_LIVE_QUEUE**

The DWH live service writes serialized packages into this table. CMRF reads from this table to process the LIVE data.

- **INT_TRANSFER_QUEUE**

The DWH Transfer Service writes serialized packages into this table. CMRF reads from this table to process the TRANSFER data.

- **INT_LOG_QUEUE**

This table is used for log entries written by the CMRF. Based on those entries, the DWH log service creates entries in the table `cmas_dwh_operation_status`. See section [DWH log service](#).

- **hlp_parameter**

This table is not directly involved in CM/CMRF/DWH transfer but provides some useful information. The most important value in this context are

- the `parameter_name last_data_transfer`. The timestamp of the end of the last DWH update or transfer in the local time of the CMRF server.
- the `parameter_name dwh_status`. The possible values are explained in the following table.

Value of dwh_status (ID)	Description of the value	Explanation
0	DWH uninitialized	This is the status after application startup, when DWH sees that DB has not been initialized (e.g. no entries in static data). This is a theoretical value, because when DWH is uninitialized, the DWH does not yet exist.
1	DWH waiting for initial transfer	DWH waiting for initial transfer (ID=1) is set during (re)initialization. This is the status after DWH application startup when DWH sees that there has not been a data transfer yet. When action transfer sends transfer messages, DWH switches to status <i>DWH: data transfer in progress</i> (ID=2).

Value of dwh_status (ID)	Description of the value	Explanation
2	DWH: data transfer in progress	CMRF is still working on transfer messages. In this status, DWH ignores all incoming non-transfer messages. There may have been problems with the transmission. DWH enters this state when action transfer is executed. It remains in this state until either a fatal error occurs (then state is switched to <i>DWH: data transfer finished unsuccessfully</i> (ID=3)) or all transfer messages have been handled (in which case the subsequent status is either <i>DWH: data transfer finished unsuccessfully</i> (ID=3) when there were errors, or <i>DWH operational</i> (ID=4) when there were no errors).
3	DWH: data transfer finished unsuccessfully	All data transfer messages have been handled, however, there were some errors.
4	DWH operational	DWH is operational and will handle all incoming update messages from CM. This status is reached when all data transfers or updates have finished successfully.

- **hlp_transfer_error:**
Keeps a copy of the error message from exceptions of CMRF Live Mode since the last REINITIALIZE. Here you can look up the `object_uid` for which the exception occurred.
- **int_parameter:**
This table show technical details about the data transfer applied on the DWH database.
 - live-serial-number: the last applied serial number during live mode.
 - live-error: Boolean. If "false" than live mode did not abort.
 - last-success-id: epoch time stamp in milliseconds of last successful live mode update
 - last-success-live-id: epoch time stamp in milliseconds of last successful live update in of operation *transfer* or *update*. Note: this value can be lower than last-success-id, when a transfer or update task is executing.

CM processes and services

The following processes and services are relevant for the CMDB-DWH data transfer. The details are explained in the following sections.


- [DWH transfer service](#)
- [CMRF service](#)
- [DWH log service](#)
- [CM in LIVE mode](#)
- [DWH live service](#)

D.3.5 Synchronization procedures

This chapter discusses the following:

- [Operations triggered using the Admin Tool](#)
 - [Admin Tool: Initialize button \(without Delete existing data\)](#)
 - [Admin Tool: Initialize button \(with Delete existing data\)](#)
 - [Admin Tool: Transfer button](#)
 - [Admin Tool: Update button](#)
 - [Admin Tool: Enabling LIVE mode \(OFF/ADMIN -> LIVE\)](#)
 - [Admin Tool: Run tasks button](#)
- [Operations performed by CM and by DWH services](#)
 - [DWH transfer service](#)
 - [CMRF service](#)
 - [DWH log service](#)
 - [CM in LIVE mode](#)
 - [DWH live service](#)
- [Operations via JMX](#)
 - [JMX \(CM\)](#)
 - [JMX \(CMRF\)](#)

The synchronization process can be started by a manual action, i.e. when the administrator clicks on a button in the Admin Tool, starting a DWH action, or the sync process can be triggered automatically in LIVE mode. Please compare the figure in section [Components involved in transfer](#) explaining all parts of the synchronization processes.

 You can use the DWH monitor of the Admin Tool (navigation item *Monitor* in the navigation group *Data Warehouse*) to get an overview of the current DWH status including some statistics. For more information, please see the DWH chapter in the *ConSol CM Administrator Manual*.

D.3.5.1 Operations triggered using the Admin Tool

i A DWH operation which is performed synchronously using the Admin Tool does not do anything but create a task and write one entry into the CM table `cmas_dwh_synchronization!` Starting with version 6.11 the tasks are also shown in the *Actions* table in the Admin Tool (navigation group *Data Warehouse*, navigation item *Administration*). But it can still take up to some minutes until the action is displayed in the table, even when using the refresh button.

Actions in this table are executed according to the timestamp of their creation in ascending order.

So please note that if you press a button several times, a new entry in `cmas_dwh_synchronization` is created with each click! The respective operations will then have to be executed one after another, ordered by the timestamp of their creation. Thus, there is the risk of accumulating DWH operations which might decrease CM performance considerably and might produce unwanted results.

Please wait until you see the result of an operation -- the Admin Tool is only blocked before version 6.11 -- and **do not** create a pipeline of pending operations which might interfere with one another. Starting with version 6.11, you have the *Delete* icon to delete such duplicate tasks, when they are still in state NEW.

Example: The admin clicks on *Initialize*, nothing happens (because the system is working behind the scenes preparing the initialization). The admin clicks on *Update*. Nothing happens. The admin clicks on *Initialize* again ...

What will happen?

Three entries have been created in the CM table `cmas_dwh_synchronization`. (1) "INITIALIZE", (2) "UPDATE", (3) "INITIALIZE"

The initialization (1) is performed. When this is done, the respective entry is deleted from `cmas_dwh_synchronization`.

The update (2) is performed. When this is done, the respective entry is deleted from `cmas_dwh_synchronization`.

Now you could start work with the DWH, but ...

The next initialization (3) is performed. When this is done, the respective entry is deleted from `cmas_dwh_synchronization`.

The DWH is now in a non-operable state, and a transfer or update is required.

Admin Tool: *Initialize* button (without *Delete* existing data)

A new entry in `cmas_dwh_synchronization` is created using the following values (all other fields are initially set to NULL and filled in when required in the process):

- type = 'INITIALIZATION'
- dwh_status = 'NEW', cmrf_status = 'NEW'
- next_serial_number = 0
- creation_date = <current date>

The initialization is then processed in another thread (by DWH transfer service). The Admin Tool will be unblocked when the processing of the initialization is finished in CM (`cmas_dwh_synchronization.dwh_status='SUCCESS'|'ERROR'`).

Admin Tool: *Initialize* button (with *Delete existing data*)

A new entry in `cmas_dwh_synchronization` is created using the following values (all other fields are initially set to NULL and filled in when required in the process):

- type = 'REINITIALIZATION'
- dwh_status = 'NEW', cmrf_status = 'NEW'
- next_serial_number = 0
- creation_date = <current date>

The reinitialization is then processed in another thread (by DWH transfer service). The Admin Tool will be unblocked when the processing of the reinitialization is finished in CM (`cmas_dwh_synchronization.dwh_status='SUCCESS'|'ERROR'`)

Admin Tool: *Transfer* button

A new entry in `cmas_dwh_synchronization` is created using the following values (all other fields are initially set to NULL and filled in when required in the process):

- type = 'TRANSFER'
- dwh_status = 'NEW', cmrf_status = 'NEW'
- next_serial_number = 0
- creation_date = <current date>
- cmrf_cache_size = <cache size from AT GUI or 10000 as default>
- cmrf_retry:count = <value from AT GUI or 1 as default>
- ignore_ticket_history = 0, ignore_tickets = 0, ignore_unit_history = 0, ignore_units = 0
- package_size = <value from AT GUI or 1000 as default>
- retry_count = <value from AT GUI or 1 as default>
- executor comment = <comment from AT GUI or empty>

The transfer is then processed in another thread (by DWH transfer service). The Admin Tool will be unblocked when the processing of the transfer is finished in CM (`cmas_dwh_synchronization.dwh_status='SUCCESS'|'ERROR'`).



Important: The transfer will delete all data in DWH. But this is not done not very efficiently. If you want to reinitialize the DWH you should run *Initialize with Overwrite* first.

Admin Tool: *Update* button

A new entry in `cmas_dwh_synchronization` is created using the following values (all other fields are initially set to NULL and filled in when required in the process):

- type = 'UPDATE'
- dwh_status = 'NEW', cmrf_status='NEW'
- next_serial_number = 0
- creation_date = <current date>

- `cmrf_cache_size` = <cache size from AT GUI or 10000 as default>
- `cmrf_retry:count` = <value from AT GUI or 1 as default>
- `ignore_ticket_history` = 0, `ignore_tickets` = 0, `ignore_unit_history` = 0, `ignore_units` = 0
- `package_size` = <value from AT GUI or 1000 as default>
- `retry_count` = <value from AT GUI or 1 as default>
- `executor comment` = <comment from AT GUI or empty>

The update is then processed in another thread (by DWH transfer service).

The Admin Tool will be unblocked when the processing of the update is finished in CM (`dwh_status='SUCCESS'|'ERROR'`).

i The DWH Update can also be started via command line or script. In this case you have to use a tool which can access the ConSol CM MBeans via command line, e.g. **Twiddle** for JBoss. The MBean to use is `consol.cmas.global.dwh.synchronizationService`. The command (method) is `update`.

The following command line shows an example command with Twiddle. Twiddle as standalone installation.

```
$TWIDDLE_STANDALONE_HOME/bin/twiddle.sh -s service:jmx:remoting-
jmx://127.0.0.1:9999 invoke
consol.cmas:type=admin,topic=global,name=dwh.synchronizationService
update
```

Please note that the CM package size, the CMRF cache size, and the retry counts cannot be set using the MBean. The default values will be used.

Please see also section [JMX \(CM\)](#).

Admin Tool: Enabling LIVE mode (OFF/ADMIN -> LIVE)

When the synchronization mode is set to LIVE using the Admin Tool (navigation group *Data Warehouse*, navigation item *Administration, Configuration* button) the CM system property `cmas-dwh-server, live.start` is created and set to the current date.

If an update is needed, a new entry in `cmas_dwh_synchronization` is created using the following values (all other fields are initially set to NULL and filled in when required in the process)

- `type` = 'UPDATE'
- `to_date` = <current date + value of property `cmas-dwh-server, time.buffer`>
- `executor_comment` = 'Live mode automatic update'
- `retry_count` = 3
- `dwh_status` = 'NEW', `cmrf_status` = 'NEW'
- `next_serial_number` = 0
- `creation_date` = <current date>

The update is then processed in another thread (by DWH transfer service).

Admin Tool: *Run tasks* button

This button is available/active if there are tasks which have not yet been performed. They are stored in the CM table `cmas_dwh_task` and are displayed in the Admin Tool (navigation group *Data Warehouse*, navigation item *DWH Tasks*).

The figure consists of two screenshots. The top screenshot shows the 'DWH Tasks' window in the Admin Tool. It has a tab 'Current tasks' and a table with three columns: 'Creation date', 'Description', and 'Status'. There are two rows of data, both with a status of 'New'. The bottom screenshot shows a SQL query result grid for the 'cmas_dwh_task' table. The query is 'SELECT * FROM cmas_dwh_task;'. The result grid shows two rows of data with columns: id, transfer_key, creation_date, error_reason, error_solution, send_date, status, type, field_id, group_id, res_rel_def_id, and unit_rel_def_id.

Creation date	Description	Status
Sep 23, 2016	Annotation 'reportable group' set to 'true' on custom fields group 'DeleteTicketFields'.	New
Sep 23, 2016	Annotation 'reportable group' set to 'true' on custom fields group 'serviceDesk_fields'.	New

id	transfer_key	creation_date	error_reason	error_solution	send_date	status	type	field_id	group_id	res_rel_def_id	unit_rel_def_id
1	ea78a177-8180-11e6-a791-11ef8748bf7c	1474630137095	NULL	NULL	0	NEW	GROUP_REPORTABLE	NULL	173	NULL	NULL
2	f290ed6c-8180-11e6-a791-11ef8748bf7c	1474630150676	NULL	NULL	0	NEW	GROUP_REPORTABLE	NULL	135	NULL	NULL

Figure 13: Pending DWH tasks in Admin Tool and in CM database

When the admin has clicked the *Run task* button, a new entry in `cmas_dwh_synchronization` is created for each selected task using the following values (all other fields are initially set to NULL and filled in when required in the process):

- type = 'TASK'
 - executor_comment_ = 'AT-TASK executed manually'
 - reference_id = <id of the task>
 - dwh_status = 'NEW', cmrf_status='NEW'
 - next_serial_number = 0
 - creation_date = <current date>
- type = 'TASK'

The tasks are then processed in another thread (by DWH transfer service). The execution status of such tasks is also visible in the Admin Tool (navigation group *Data Warehouse*, navigation item *Administration*).

A task can also be started automatically if the option *Automatic commit of administrative changes* is enabled.

D.3.5.2 Operations performed by CM and by DWH services

DWH transfer service

The DWH transfer service works in the same way in ADMIN and LIVE mode.

The DWH transfer service reads entries from the CM table `cmas_dwh_synchronization` (with `dwh_status` = "NEW" or "ACTIVE") and executes the respective jobs in the order of the timestamp of the entry (in ascending order). The service inserts serialized packages into the `INT_TRANSFER_QUEUE`. `cmas_dwh_synchronization.dwh_status` is changed during processing ("NEW" -> "ACTIVE" -> "SUCCESS | ERROR"). `dwh_status` is set to "ACTIVE" when the entry is processed (only one entry can be active). `dwh_status` is set to "SUCCESS" if the processing is finished successfully. `dwh_status` is set to "ERROR" if the processing is not finished successfully.

During the ACTIVE period, the DWH transfer service inserts serialized packages into the `INT_TRANSFER_QUEUE`. The package size taken from `cmas_dwh_synchronization.package_size`, which is set when setting the CM package size via the Admin Tool GUI. When this value is not set, the CM system property `cmas-dwh-server, batch-commit-interval` is used (1000 if the property is not set). This is for example the case when a job was created via the JMX operations.

Each package has a serial number. When a package has been written to the `INT_TRANSFER_QUEUE`, the value of the next serial number (`cmas_dwh_synchronization.next_serial_number`) is incremented.

Processing of one entry:

1. The entry is read from `cmas_dwh_synchronization` (`dwh_status` = "ACTIVE" | "NEW")
2. If `dwh_status` = "NEW", `dwh_status` is updated (`dwh_status` = "ACTIVE")
3. Data are sent to CMRF in packages.
4. Each package has a serial number.
 - a. Sending of one package:
 - i. A portion of data is read from the CM database (table `cmas_dwh_synchronization`).
 - ii. The package is created.
 - iii. The serialized package is inserted into the `INT_TRANSFER_QUEUE`. The value of the next serial number (`cmas_dwh_synchronization.next_serial_number`) is incremented. The progress of the processing (`cmas_dwh_synchronization.position`) is updated. These operations are done in one transaction.
5. Processing in CM is finished, `cmas_dwh_synchronization.dwh_status` is updated (`dwh_status` = "SUCCESS" | "ERROR").

Error handling:

After an exception the processing will be continued from the point where it was stopped (`cmas_dwh_synchronization.position`) if:

- the DWH transfer service is stopped
- a database failure is detected
- the exception is recoverable (CM system property `cmas-dwh-server, recoverable.exceptions`, see also [FAQ about recoverable exceptions](#))
- retry is configured (`cmas_dwh_synchronization.retry_count` > 0, 1 is used if not set)
- it is an error (e.g. `OutOfMemoryError`) - in this case the DWH transfer service is stopped

Otherwise the processing will not be continued (`dwh_status` = "ERROR").

CMRF service

CMRF reads and processes TRANSFER data (types *INITIALIZATION*, *REINITIALIZATION*, *TRANSFER*, *UPDATE*, *TASK*), LIVE data and CONTROL data (*pause* and *resume*). TRANSFER data have a higher priority than LIVE data. LIVE data are processed only if there are no TRANSFER data available.

- TRANSFER data are read from the INT_TRANSFER_QUEUE.
- LIVE data are read from the INT_LIVE_QUEUE.
- CONTROL data are read from the INT_CONTROL_QUEUE.

TRANSFER data

When the DWH Transfer Service has written entries into the INT_TRANSFER_QUEUE, the CMRF service can process these entries (CMRF service will also process other entries, this is treated below). The processing of each initialization/reinitialization/transfer/update/task is split into multiple transactions. The current state of the processing is saved in the database at the end of each transaction.

The performance and memory usage can be influenced by the cache size parameter. The cache size is taken from `cmas_dwh_synchronization.cmr_cache_size`, which is set when using the *CMRF cache size* via the Admin Tool GUI. When this value is not set, 10000 is used. This is for example the case, when a job was created via the JMX operations.

After restart the state of the processing is loaded from the database and the processing is continued.

A package (BLOB entry in the `data` column) of the INT_TRANSFER_QUEUE table contains the new/-modified object (e.g. engineer, unit, resource) in total, i.e. "The ticket <Number> now looks like this: <modified ticket data>".

Error handling:

After an exception the processing will be continued from the point where it was stopped if:

- a database failure is detected - in this case processing is paused
- the exception is recoverable (system property `cmas-dwh-server, recoverable.exceptions`)
- it is an error (e.g. OutOfMemoryError)
- retry is configured (`cmas_dwh_synchronization.cmr_retry_count` > 0, 1 is used if not set)

Otherwise the processing will be not continued but the remaining packages are extracted from the table and discarded.

LIVE data

When the DWH live service has written entries into the INT_LIVE_QUEUE, the CMRF service can process these entries.

Error handling:

The entries which causes the abort together with the error message is logged in `hlp_transfer_errors`.

CONTROL data

Pause and *resume* entries written by a JMX into the INT_CONTROL_QUEUE are read by the CMRF service. They pause and resume the CMRF service.

DWH log service

The DWH log service works in the same way in ADMIN and LIVE mode.

The DWH log service is responsible for providing log information to CM administrators (e.g., in the Admin Tool). The service reads serialized packages from INT_LOG_QUEUE and writes them into the CM table `cmas_dwh_log`. Entries in this table can be displayed in the Admin Tool in the navigation group *Data Warehouse*, navigation item *Administration*. Select an action from the *Actions* table and open the log entries for this action using the *Log* button. The messages which are displayed are the entries in the `cmas_dwh_log` table, column `operation_message`.

The screenshot shows the CM6 Admin-Tool interface. On the left is a navigation menu with categories like Access and Roles, Lists, Tickets, Customers, Resources, Global Configuration, Data Warehouse, Administration, Monitor, Tasks, Services, Email, Clients, and System. The main area displays the 'Administration' section with an 'Actions' table. A 'Log' window is open, showing a 'CMRF Log' with the following entries:

```

05.01.2018 08:33:50 15 unit history processed
05.01.2018 08:33:50 Processing (estimated progress 99.17%, estimated remaining
time 0:00:00)...
05.01.2018 08:33:50 Processing ticket history...
05.01.2018 08:33:52 Still processing ticket history(estimated progress 99.99%)...
05.01.2018 08:33:52 72 ticket history processed
05.01.2018 08:33:52 Processing (estimated progress 99.87%, estimated remaining
time 0:00:00)...
05.01.2018 08:33:52 Processing resource history...
05.01.2018 08:33:52 Still processing resource history(estimated progress
99.99%)...
05.01.2018 08:33:52 13 resource history processed
05.01.2018 08:33:52 Processed objects:
    5 calendars
    6 customer groups
    6 customer definitions
    5 unit relation definitions
    51 custom field groups
    50 enum groups
    5 roles
    3 ticket functions
    5 projects
    10 workflows
    8 queues
  
```

Below the log window, there is a table with columns for 'Type', 'From', 'To', and 'Status'. The 'Status' column shows 'SUCCESS' for most entries. An arrow points from the 'Log' window to the 'Status' column of the 'Actions' table.

Figure 14: DWH log entries in Admin Tool

One iteration (transaction):

1. Log entries are read and deleted from the INT_LOG_QUEUE.
2. A new entry in `cmas_dwh_log` is created for each log entry.
3. The CM system property `last.success.live.timestamp` is updated for each LIVE log
4. `cmas_dwh_synchronization.cmrp_status` is updated for each log entry except for LIVE log.

i If any error should occur and you need to find out more details about the possible cause, you can increase the log level in the ConSol CM properties file `cm6-cmrp-config.properties` or `cmrp-config.properties`. Please see [Configuring the log files in JBoss](#) for details.

CM in LIVE mode

If LIVE mode is enabled and CMRF needs to be informed about changes done in a CM transaction, CM writes entries into the table `cmas_dwh_ser_sync_object`, one entry for each CM transaction which has been performed (e.g., a ticket field has been changed). The entry is written at the end of the

transaction, before the *commit* operation is executed. Each entry contains a serialized package which needs to be sent to CMRF. The respective information will then be forwarded to CMRF by the DWH live service, see next section.

DWH live service

The DWH live service is only active if the synchronization mode is set to “LIVE” (i.e. if the CM system property `cmas-dwh-server.live.start` is set) and if all data older than the date of the property `live.start` were already sent to CMRF. If LIVE mode is not enabled and there is no data in `cmas_dwh_ser_sync_object`, the property `live.start` is deleted.

The DWH live service controls the just-in-time DWH update, i.e. it is responsible for sending information about changes of reportable data fields and data field groups in CM to CMRF. To do this, the DWH live service reads entries from the CM table `cmas_dwh_ser_sync_object` and inserts the respective serialized packages into the `INT_LIVE_QUEUE` in the DWH.

One iteration (transaction):

1. Packages are read from `cmas_dwh_ser_sync_object` (max. 100, in order of creation).
2. The property `live.serial.number` is read.
3. A serial number is set for each package.
4. The packages are deleted from `cmas_dwh_ser_sync_object`.
5. The property `live.serial.number` is updated.
6. The serialized packages are inserted into `INT_LIVE_QUEUE`.

Packages from `INT_LIVE_QUEUE` will then be processed by DWH transfer service.

D.3.5.3 Operations via JMX

JMX (CM)

- `consol.cmas:type=admin,topic=global,name=dwh.synchronizationService`
Can start transfer and update - a new entry in `cmas_dwh_synchronization` is created.
CM package size, the CMRF cache size, and the retry counts cannot be set using the MBean.
The default values will be used.
- `consol.cmas:name=cmrf.control`
can pause and resume processing in CMRF - a new entry in `INT_CONTROL_QUEUE` is created

JMX (CMRF)

- `consol.cmrf:name=cmrf.control`
Can pause and resume processing in CMRF - a new entry in `INT_CONTROL_QUEUE` is created

D.4 FAQs and tips for troubleshooting

This chapter discusses the following:

- [Question #1: DWH tasks](#)
- [Question #2: DWH update time](#)
- [Question #3: Performance issues during fixing DWH live mode](#)
- [Question #4: Live mode specialties](#)
- [Question #5: Manual submission of tasks in live mode](#)
- [Question #6: RecoverableExceptions](#)
- [Question #7: Debug level for CMRF](#)
- [Question #8: DWH database size is increasing faster than CM database using Oracle databases](#)
- [Question #9: CMRF is not further updated after database connection failure](#)
- [Question #10: Report SQLs on DWH which have been working before throw SQL errors or fields are empty](#)
- [Question #11: DWH live mode is active, but updates are missing in DWH](#)

D.4.1 Question #1: DWH tasks

How can I delete tasks from the DWH Tasks list in the Admin Tool when the tasks have been performed but are still visible in the list? How do I know if the tasks are really finished?

The task is deleted from the "current task" list automatically when the processing in CMRF is finished successfully.

You can monitor the status of processing for each task in the tasks view in the Admin Tool (navigation group *Data Warehouse*, navigation item *Administration*). It is finished when *Status CMRF* is SUCCESS or ERROR.

```
select cmas_dwh_task.id, cmas_dwh_task.status, cmas_dwh_synchronization.dwh_
status, cmas_dwh_synchronization.cmr_f_status from cmas_dwh_task left join
cmas_dwh_synchronization on cmas_dwh_task.id=cmas_dwh_
synchronization.reference_id;
```

There is a *Delete* button available in the Admin Tool. When should/can I use it?

Delete can be used if operation is not started yet (status: NEW). It is not available for active (ACTIVE), paused (PAUSED) or finished (SUCCESS, ERROR) operations.

For example, if someone accidentally started two transfers, the first one is processed and cannot be deleted, but the second one can be deleted.

D.4.2 Question #2: DWH update time

On large installations, a DWH update can take quite long. What can I do to reduce the time?

Prior to version 6.11, the runtime can be optimized via the CM system property [cmas-dwh-server_batch-commit-interval](#). The default value is 10. We recommend to start with a value of 150. However, the optimum chunk size depends on the system performance. If the system has enough RAM, the value can be 1000 or even more. This will speed up the transfer considerably.

With version 6.11 the DWH transfer and DWH update options the CM package size and CMRF cache size are introduced. For recommendations see section *Parameters for Transfer and Update Operations* in chapter *Data Warehouse (DWH) Management* of the *ConSol CM Administrator Manual*.

When the SQL queries are especially slow the following messages can be found in the log files:

- Slow CM queries. In this case you see the following in the CM file `server.log`:

```
2016-10-14 10:40:56,303 INFO [Thread-timerFactory]
[rvice.impl.TransferServiceImpl] Still waiting on messages...
2016-10-14 10:55:56,394 INFO [Thread-timerFactory]
[rvice.impl.TransferServiceImpl] Still waiting on messages...
```

- Slow insert operations in the DWH. In this case you see the following in the file `cmrf.log`:

```
2017-03-20 10:23:46,757 INFO [rvice.impl.TransferServiceImpl] Still
processing unit history(estimated progress 0%, estimated remaining time
40:23:10)...
2017-03-20 10:24:46,757 INFO [rvice.impl.TransferServiceImpl] Still
processing unit history(estimated progress 0%, estimated remaining time
41:23:10)...
```

Special case Oracle

Especially during large data imports when the tables size is significantly extended or during the transfer when the DWH tables are empty, there can be SQL performance problems in Oracle due to stale or missing table statistics. Also when the DWH update is not normally used, the DWH update time can also be significantly degraded.

It is likely that the runtimes of the actions are significantly reduced by forcing an update of the table statistics on the whole CM and CMRF schema. For example, you can use the following command for the schema `CM6`:

```
exec DBMS_STATS.GATHER_SCHEMA_STATS('CM6', OPTIONS => 'GATHER')
```

With the standard Oracle statistics setting, this creates histograms statistics which are needed for the specific DWH update SQLs, which can let the optimizer find a better execution plan. You may need to repeat several times, as the different objects have different SQLs. If the data volume is very large, this can still take several hours.

D.4.3 Question #3: Performance issues during fixing DWH live mode

The DWH update after an abort can take very long. Can it be speed up?

Aborts of the DWH live mode with the error message *An error occurred. Update is needed. Live packages will be processed again after update.* can be fixed by a DWH update. When the last DWH update was months ago or never this update can take days or even weeks.

To prevent such long DWH update times in case of unexpected errors, it is recommended to regularly execute the DWH update, e.g. every night or at least once a week. The DWH update always retransmits all changes since the last DWH update or transfer. This can be done as described in section *DWH Synchronization During System Operation* in the *ConSol CM Administrator Manual*.

You can see when the last change was transferred via the Admin Tool. Open the task view in the Admin Tool (navigation group *Data Warehouse*, navigation item *Administration*) and check the date in the *End* column of the newest task with type "UPDATE" or "TRANSFER". Alternatively you can use monitoring as described in section [CMRF / DWH monitoring](#).

The advanced configuration can be used to speed up the update. But this can also lead to a corrupt DWH. If you want to use this feature, you must consult a ConSol representative to check if this is really applicable for your situation.

D.4.4 Question #4: Live mode specialties

When the DWH had to be recovered from a full back-up by a database administrator, how can I restart the automatic transfer in live mode without starting with reinitialization and full transfer?

Probably it will cause an ERROR in the log file: *An error occurred. Update is needed. Live packages will be processed again after update.* and many WARNINGS like this: *Update is needed. Live packages will be processed again after update. ('from' date must be equal or lesser than X, 'to' date must be equal or greater than Y.*

Solution:

1. Execute the following command:

```
update cmas_dwh_synchronization set cmrf_status='ERROR' where to_date > X;
```

2. Run the update (*Update* button in the Admin Tool).

D.4.5 Question #5: Manual submission of tasks in live mode

When the option *Automatic commit of administrative changes* is not active and I submit a task manually (using the GUI of the Admin Tool), which consequences does this have in live mode?

A task is created automatically when a configuration change has been submitted (e.g. set a ticket field from `reportable = "false"` to `reportable = "true"`). A new entry is created in the table `cmas_dwh_task`, and the task is displayed in the list of DWH tasks in the Admin Tool. When you click on *Run task* in the Admin Tool, a new entry is created in the table `cmas_dwh_synchronization`. The DWH transfer service reads the data from `cmas_dwh_synchronization` and writes chunks into `INT_TRANSFER_QUEUE` in the DWH. The CMRF service reads this data and also reads the live data from `INT_LIVE_QUEUE`. Since for CMRF, the `TRANSFER` data have a higher priority than the `LIVE` data, the `TRANSFER` data is processed first, i.e. the new data which results from the configuration change is processed first. Then the `LIVE` data processing is continued.

D.4.6 Question #6: RecoverableExceptions

How can I prevent the transfer to stop when an error occurs?

The property `recoverable.exceptions` basically takes a comma-separated list of Java classes as value. All exceptions which are mentioned in the list will not cause the abortion of the DWH transfer, but CM/CMRF will continue the transfer and ignore the respective exceptions. As one value (or even the only value) in the list, you can provide the Java class name of an exception and add a '+' at the end. Then all exceptions which inherit from this class will be ignored. Example: `java.lang.Exception+`. In this case, all exceptions will be ignored, because `java.lang.Exception` is the parent class of all exceptions in Java. A regular expression can be provided as optional parameter. The RegEx is applied to the message of the exception as filter.

i The following characters need to be escaped in RegEx:

- , -> \,
- : -> \:
- \ -> \\

Example value: `java.sql.SQLRecoverableException,java.lang.RuntimeException+.*T.{1\,2}T.*`

Please note that the value for recoverable exceptions has to be set at two locations:

- For CM: as ConSol CM system parameter, using the Admin Tool: [cmas-dwh-server, recoverable.exceptions](#).
- For CMRF: as -D Java system property at CMRF startup: `-Dcmrf.recoverable.exceptions=.`

You can also set a large number of retries.

D.4.7 Question #7: Debug level for CMRF

How can I increase the debug level for CMRF during troubleshooting?

The log level is determined in the CMRF configuration file, `<JBOSS_CMRF_HOME>/standalone/configuration/cmrf-<DB>.xml`:

```
<logger category="com.consol.cmrf">
  <level name="${logger.com.consol.cmrf.level:INFO}"/>
  <handlers>
    <handler name="CMRF_FILE"/>
    <handler name="ERROR_FILE"/>
  </handlers>
</logger>
```

It can be changed in the CM/CMRF properties file `cm6-cmrf-config.properties` or `cmrf-config.properties`. For example, you can change the level from the default INFO to DEBUG to get more information. Add an entry `logger.com.consol.cmrf.level=DEBUG` to the properties file. Please see [Configuring the log files in JBoss](#) for details.

D.4.8 Question #8: DWH database size is increasing faster than CM database using Oracle databases

By initialize with the option *delete existing data*, the existing DWH tables are deleted and recreated. In Oracle by default the tables are not deleted, but kept in the recycle bin.

To free the data space you must purge the deleted tables from the recycle bin. For details consult the Oracle database documentation. You can also disable recycle bin for the whole Oracle database instance, but than you lose the ability to recover easily from tables dropped unintentionally.

D.4.9 Question #9: CMRF is not further updated after database connection failure

The live mode is not updating anymore, after a database connection error has been logged. How can I resume the live mode?

The live mode is broken. You need to restart the CMRF, either by restarting the application server or just restarting the service via the MBean, and perform a DWH update to re-enable the live mode.

A DWH task is not updating DWH table anymore, after a database connection error has been logged. How can I resume the live mode?

In the task view the *CM Progress* is still working, but the *CMRF Progress* is not changing anymore.

After restarting the CMRF, either by restarting the application or just restarting the service via the MBean, the task processing is resumed. The processing cannot be resumed by clicking the button *Resume* in the Admin Tool.

D.4.10 Question #10: Report SQLs on DWH which have been working before throw SQL errors or fields are empty

Users who receive or use reports based on the DWH database complain that fields are missing or empty in the reports. When can this happen?

After some changes in the customer data model the table structures can be changed in the DWH database. Details on the DWH database structure and how the data in the DWH can be configured is documented in the *ConSol CM DWH Manual* in chapter *ConSol CM DWH Dynamic Tables / Custom Data Models*.

Additionally DWH tables structures may change also due to CM core version updates. For this refer to the *ConSol CM Release Notes*.

D.4.11 Question #11: DWH live mode is active, but updates are missing in DWH

Why are the latest changes in a ticket are not visible in the DWH?

The live mode runs asynchronously. So it can take several minutes or longer depending on the update volume until the updates are applied to the DWH database. Even if there are only few changes there is delay, as the CMRF only checks for updates in certain intervals.

The thread which sends live data from CM to CMRF sleeps 1 minute if there is nothing to send. The thread which processes live data in CMRF sleeps 10 seconds if queues are empty.

If you need live reports you must implement them using the production database. Live reports can be implemented in CM by using the detailed search, tickets list and CM dashboard functionality.

What if after a scene update changes are missing in DWH?

During scene update not all changed are replicated by the live mode to the DWH database. Hence it is recommended to set the DWH mode to "ADMIN" before the Update and change it back to "LIVE" after the scene import was successful.

Especially you must not update CM tables directly, as in addition to potential problem in the CM, these changes are not seen by the live mode and can also be missed by the DWH update.

After as scene update with delete data the old tickets, units and resources are deleted in the CM but are still in DWH. How are they deleted in the DWH?

The *delete data* option in the scene does neither lead to a deletion of these objects in the DWH by DWH live mode nor does the task *Update*. You need to reinitialize the DWH via task *Initialize* with *Delete existing data* and create a task of type *Transfer*.

E - Advanced topics

This section provides information regarding the advanced aspects of operating ConSol CM as well as topics affecting the overall CM system.

- [System fine tuning](#)
- [Troubleshooting FAQs](#)
- [System monitoring](#)
- [Data backup and recovery](#)
- [Operating ConSol CM behind a proxy](#)
- [Groovy sandbox](#)
- [System update \(minor version\)](#)
- [Release process](#)

E.1 System fine tuning

This chapter discusses the following:

- E.1.1 Java tuning96
- E.1.2 CM tuning98

There might be situations where you are informed by CM users that the system does not perform as well as desired. In this section, we provide information about some parameters which you can use to fine-tune a CM system. Of course, every CM instance is a highly specific and unique system which is configured exactly for the requirements of your company. Therefore it is not possible to document every parameter for each and every use case. However, we hope you can find some important information in the current chapter and get some ideas about how to improve the performance of your ConSol CM system.



E.1.1 Java tuning

E.1.1.1 Start the ConSol CM server with more RAM space

The CM server is too slow but the machine has enough RAM space? Make sure, CM can use enough of this space.

In order to modify the size of the JVM (Java Virtual Machine) memory allocation pool modify the respective line of the application server start in the configuration file of the application server.

Example:

- **Windows**
<JBOSS_HOME>\bin\standalone.conf.bat
- **Linux**
<JBOSS_HOME>/bin/standalone.conf

The flag **Xmx** specifies the maximum memory allocation pool for a Java Virtual Machine (JVM), while **Xms** specifies the initial memory allocation pool, e.g.:

```
set "JAVA_OPTS=-Xms4g -Xmx4g -XX:MaxMetaspaceSize=512m"
```

Code example 3: *Java memory settings*

The following JAVA_OPTS settings are used by default when setting up a new ConSol CM system.

Default memory configuration for JBoss 7.3 on Java 8 (Xms and Xmx should be set to the same value):

- -Xms4g -Xmx4g -XX:MaxMetaspaceSize=512m

i These parameters are starting parameters for production systems. Depending on the size of the system it might be necessary to adjust them. The following factors are important in this context:

- number of concurrent users
- amount of tickets, customers, resources
- amount and size of emails
- amount and size of attachments
- size of the index

As an administrator, you need to check the Java heap size and the garbage collection activity using tools like jconsole or jvisualvm. If the heap size is higher than 80 - 90% of the maximum value and the garbage collection runs frequently, you need to increase the memory allocation (Xmx).

The list includes the officially supported default parameters for JBoss 6.4. They should be suitable for most installations.

- -verbose:gc
- -XX:+PrintGCDetails
- -XX:+PrintGCDateStamps
- -XX:+UseGCLogFileRotation

- -XX:NumberOfGCLogFile=5
- -XX:GCLogFile=3M
- -XX:-TraceClassUnloading
- -XX:+UseCompressedOops
- -Djava.net.preferIPv4Stack=true
- -Djboss.modules.policy-permissions=true
- -Djboss.modules.system.pkgs=\$JBASS_MODULES_SYSTEM_PKGS

Depending on the individual usage of the ConSol CM system, some additional settings might be needed. The following list includes settings which are used on some systems. As these settings are not officially supported, please contact your ConSol CM consultant or the ConSol CM support before using them in your production environment.

- -server
- org.apache.tomcat.util.http.Parameters.MAX_COUNT=6000
- org.apache.coyote.http11.Http11Protocol.MAX_HEADER_SIZE=65535
- org.apache.tomcat.util.http.MimeHeaders.MAX_COUNT=200
- com.arjuna.ats.arjuna.allowMultipleLastResources=true
- -Dhttp://apache.org/xml/features/nonvalidating/load-external-dtd=false
Prevent cross-scripting attacks
- -Djboss.platform.mbeanserver
Enable the JMX bean server
- -Djgroups.marshalling.compatible=true
Use old JGroups protocol instead of newer one
- -Dorg.jboss.resolver.warning=true
Warning when an XML entity is defined as SYSTEM and the protocol is not `file://` or `vfsfile://`
- -Dserialization.jboss=false
Disable JBoss serialization and use standard Java serialization instead
- -Dsun.rmi.dgc.client.gcInterval=3600000
- -XX:+UseParallelOldGC
Use the old garbage collection or any better matching garbage collection depending on your requirements.
- -XX:+HeapDumpOnOutOfMemoryError
- -XX:HeapDumpPath=/some/path
Use a path, you cannot use a file here
- -Xloggc:some/path/based/on/JbossRoot/log/gc-%t.log
- -XX:ReservedCodeCacheSize=150m
- -XX:CompressedClassSpaceSize=128m

Explanation:

- Start the application server with initial heap size of approx. 4 GB.

```
-Xms4G
```

- The maximum heap size for the application sever is also approx. 4 GB.


```
-Xmx4G
```

- The maximum space for the permanent space where compiled Java classes, methods and other required objects are stored during operation and never de-allocated. If this space is too small, even after a full garbage collection, an out of memory error will be thrown and the JVM will crash.

```
-XX:MaxMetaspaceSize=512m
```

- Activates garbage collector logging. Writes one line for each young generation `gc` and for each full `gc`. With the `PrintGCDateStamps` option, each line starts with the absolute timestamp.

```
-verbose:gc -XX:+PrintGCDateStamps -XX:+PrintGCDetails -  
XX:+UseGCLogFileRotation -XX:NumberOfGCLogFiles=5 -XX:GCLogFileSize=3M
```

 If you want to know more about Java Garbage Collection, you might want to look at this web site: [Java Garbage Collection Basics, By Oracle](#) (last checked January 2018).

A detailed explanation of ConSol CM start scripts is provided in the *ConSol CM Setup Manual*.


E.1.2 CM tuning

These are examples taken from the most common FAQs (Frequently Asked Questions) concerning system properties in our consulting team. Please find a complete list of all system properties with detailed explanations in section [System Properties](#).

E.1.2.1 Change duration of Web Client sessions

Do the Web Client sessions terminate too quickly and users (CM engineers) complain about being logged out while they did not actively work with CM only for a short time?

You can modify the session interval, after which CM terminates the engineer sessions automatically by modifying the CM system property [cmas-core-server, server.session.timeout](#) (indicated in milliseconds).

 Please keep in mind that ConSol CM works with concurrent user licenses. Every engineer session consumes one license, and each session which is not terminated might prevent another engineer from logging in if no more license is available.

E.1.2.2 Mailing

Mailbox full?

Users complain that no emails are received? You have checked the mailbox on the mail server, but all messages are present in the correct inbox?

If a mailbox which is configured as in-box for ConSol CM (for details, please refer to the *ConSol CM Administrator Manual*, section *Email*) contains a very large number of e-mails which are marked as “SEEN”, this might cause a problem. When fetching the new e-mails, CM first has to retrieve a list of all emails in the mailbox to filter “SEEN” and new emails in the second step. When the first check takes longer than the polling interval (system property [cmas-nimh, queue.task.interval.seconds](#)), there might be a deadlock situation and no emails can be fetched anymore.

As a solution you can of course increase the polling interval, but we recommend to clean-up the mailbox instead. Do not keep too many “SEEN” messages in the mailbox if it is not absolutely indispensable.

Change email polling interval


Users complain that emails which have been received by the mail server and are located in the inbox are not transferred to CM in the required time?

Check the CM system property [cmas-nimh, queue.task.interval.seconds](#). The value of this system property defines the interval for the check of the main mail poller.

Managing the maximum attachment size

Did an email come in and create a ticket but the file which was originally attached to the e-mail was not attached to the ticket?

Then the maximum size which is allowed for attachments might be too small. You can increase the value of the CM system property [cmas-core-server, attachment.max.size](#). This is a validation property of the CM API. It controls the size of attachments at tickets, at units, and at resources. It also controls the size of **incoming** (not outgoing!) email attachments.

 Do not set the allowed attachment size too large! Especially when the CM system property [cmas-core-index-common, index.attachment](#) is set to “true”, the system performance might decrease, because the Indexer needs a lot of time to index all the very large attachments.

E.1.2.3 Search / indexer

Search is extremely slow?

You might increase the number of threads the Indexer is running by increasing the value of the CM system property [cmas-core-index-common, index.task.worker.threads](#). The default value is “1”. If you increase the value, do not set the value to a number higher than the number of CPU cores of the machine.

Of course there should always be enough space for the indexes on the hard drive and there should be enough RAM for a smooth operation of the Indexer without too many swap operations.

E.1.2.4 Database-related parameters

The engineers complain that CM in general is very slow?

One bottleneck can be the database access. You might want to increase the number of database connections in the connection pool. You can modify the size of the pool by setting the minimum and maximum pool size in the configuration file, e.g. `<JBOSS_HOME>\standalone\configuration\cm6-
<DB>.xml`.

Look for the tags `<min-pool-size>` and `<max-pool-size>`, e.g.:

```
...  
  
<pool>  
  <min-pool-size>5</min-pool-size>  
  <max-pool-size>200</max-pool-size>  
  <prefill>true</prefill>  
</pool>  
  
...
```

E.2 Troubleshooting FAQs

This chapter discusses the following:

E.2.1 Introduction	101
E.2.2 General checklist	101
E.2.3 What to provide for the CM support team	102
E.2.4 Some error scenarios and their solution	102

E.2.1 Introduction

When you are reading this chapter, CM has a problem, presumably one which you could not solve right off hand. In order to help you perform systematic error analysis, a [checklist](#) is provided.

Also in this section, some cases which can appear in practice with CM are covered. Of course, there are a lot more possible scenarios in customer-specific systems. Please call the ConSol CM support team (+49-89-45841-150) in case you need more help than the one we can provide in this manual. To make the support process as fast and as efficient as possible, we recommend to prepare the files and information listed in section [What to provide for the CM support team](#).

E.2.2 General checklist

If a CM error occurs and you do not have any idea what could be the cause, you can follow the checklist. Please keep in mind that there are a lot of collaborating systems (e.g., mail server, database server) which can be the source of the error, since CM is integrated into the IT landscape and is no standalone system.

1. As a first step, always check the entries in the [log files](#). The `server.log` file reports everything which happens in CM and should be the first entry point for troubleshooting. Maybe the reason for the error becomes obvious from this file. Search for `ERROR` in the log file.
2. Check the application server:
 - a. Is the application server up and running? With enough RAM and CPU? If CM is performing badly, not enough RAM or CPU power (or the [respective configuration for the application server](#)) can be the cause.
 - b. Does the application server have enough disc space? The [Indexer](#) needs enough disc space to be able to work correctly. (You can also [quickly check the Indexer status](#)).
3. Check the database server:
 - a. Is the database server of the CM database up and running?
 - b. Can CM connect without errors and without timeout to the database server?
4. Check the mail server (if mailing problems have occurred)
 - a. Is the mail server up and running? Is the email fetched by CM?
 - b. For explanations of some special error scenarios, please see section [Problems with mailing](#).
5. If LDAP authentication is involved: Check the LDAP server.
 - a. Is the LDAP server up and running? Has there be a change in directory structure on the LDAP server?

E.2.3 What to provide for the CM support team

If you call ConSol CM support, it is of great help and will speed up the support process if you prepare the following data:

- An exact history and description of what was done.
Were there changes of the CM configuration using the Admin Tool? Were there changes in the workflows? Is it a problem with end user operation of the Web Client (CM Web Client or CM/Track)? What exactly was done when the problem occurred? To help with providing valuable information, we recommend to write a CM administrator log where everything which has been changed is documented.
- The log files.
The most important file (in most cases) is the `server.log` file. You can also prepare a compressed archive (`.zip`, `.tar`, etc.) with all log files to send it to the ConSol support team.
- Exact information about all applications which are used with the exact version (e.g., operating system, web browser, Java version, database system, application server flavor and version).

E.2.4 Some error scenarios and their solution

E.2.4.1 Problems with mailing

An email has been sent, but no ticket is created?

- The person (or system) who (which) receives the mail error emails (configured in the CM system property `cmas-nimh-extension, mail.error.to.address`) should have received an email with an excerpt of the `mail.log` file. This can provide hints for a quick analysis.
- Which protocol is used? POP? IMAP? Check if the emails on the mail server are marked as *read*. CM fetches only emails which are marked *unread*.
- Is there an email backup? See *ConSol CM Administrator Manual*, section *Email Backups* for explanations. If a script which processes the incoming emails (see *ConSol CM Administrator Manual*, section *Scripts of Type Email*) does not work, CM can fetch the email and stores it in the CM database, but cannot import it into a ticket. To find out why, you can, for example
 - check the `mail.log` file
 - increase the debug level for mail logging (see section [Log files](#)) and add some statements like the following into the script:

```
if (mailLog.isDebugEnabled()) {
    mailLog.debug("This is my info about the incoming message or
        something else $msg")
}
```

- check the `mail.log` file again, there should be a more verbose output.
- Check if the [Indexer](#) is running and if the status is *GREEN*. When a ticket should be created, in most cases the index is used to find the correct customer (contact/company) for the ticket. Thus, when the Indexer has problems, there might be also problems with creating new tickets even though there is no connection between the problems at the first glance. You can [quickly check the Indexer status](#)).

- Check the CM system property [cmas-nimh, queue.task.interval.seconds](#), which defines the time intervals in which CM fetches emails from the mail server. Maybe it is just too early and a new ticket could not have been created yet?

E.2.4.2 Problems with LDAP authentication

The engineers cannot log in?

Is a password required to contact the LDAP server? Check the login to the LDAP server with the correct port using an LDAP browser.

Have any LDAP parameters which are set as CM system properties changed during the last hour/day? Check if all parameters are still valid.

Only one engineer cannot log in?

Has the password been changed?

Is the engineer still present in the engineer administration in CM?

E.2.4.3 Problems with Kerberos authentication

Since Kerberos is a highly complex topic, only some basic checks can be recommended.

The engineers cannot log in?

Does the CM application server (e.g., JBoss) run as the system user which has been used for registering the CM service in the Windows domain (Kerberos realm)? The user has to be identical.

Do all servers in the domain use the same system time? Since Kerberos tickets are based - besides others - on time stamps, it is indispensable that all servers work with the same system time (no more than five minutes delta for most systems).

E.2.4.4 Problems with CMRF/DWH


For troubleshooting CMRF and DWH database related problems refer to section [FAQs and tips for troubleshooting](#).

E.2.4.5 Problems with Web Clients (end users: engineers, customers)

Most problems with the CM Web Client might be tasks for the CM administrators. However, you as an CM operator might also receive notifications about problems when CM engineers cannot work with the Web Client. We recommend to ask the engineers to always provide the exact message which is displayed in the Web Client with the exact timestamp. This makes it easier to find the respective lines in the log files. Furthermore they should provide information about:

- which browser they use
- in which version
- on which operating system
- the Java version

Thus, in a very first step, you can check if the components are supported by the current CM version.

 A detailed list of supported operation systems, application servers, database systems, and other systems, as well as storage and CPU requirements is given in the current *System Requirements*.

E.2.4.6 Problems with the search / indexer

The searches in the ConSol CM system are based on indices created by the CM indexer. The indices are stored on the file system, in the data directory which has been configured during system setup and which is stored in the CM system property `cmas-core-shared, data.directory`.

A detailed introduction to the Indexer principle is provided in [Index](#). Please read also the *ConSol CM Administrator Manual*, section *Index* in order to learn details about how to manage the indexer.

Problems with the indexer can show various symptoms, for example:

- The search does not work at all (e.g., you enter a word in the quick search and nothing happens).
- Incoming emails are not processed correctly (because in the email scripts a search for existing contacts is performed. If this does not work, the entire script fails).
- Newly created objects (e.g., contacts, tickets, ticket data) cannot be found in the search, even though the data fields have the annotation `field-indexed` (usually set to “transitive”).

In those cases, you should - as a first step - always check if the indexer works correctly. If there are unsolvable problems, you can recreate (synchronize) the index completely. If the index has only to be repaired, please take a look at the section in the *ConSol CM Administrator Manual* to see how to manage this.

Checking the indexer status

There are two ways to check the Indexer status. They are both aimed at finding out if the status is “GREEN”, “YELLOW”, or “RED”. This is the value of the CM system property `cmas-core-index-common, index.status`.

You can retrieve the value by one of the following methods:

- **Use the Web Admin Suite**
Check the property value on the *System properties* page or check the index status on the *Index* page.
- **Use database access**
In the table `cmas_configuration` look for `property_ = indexer.status` and check the column `value_`.


Recreating the index

If the index is corrupt, the files have been destroyed, or there are unsolvable problems with the indexer you can completely recreate the index using one of two methods:

- **Use the Web Admin Suite**
Open the *Index* page and select *Rebuild index*.
- **Use tools which access the MBeans**
For example, you can use tools like [Jolokia](#) or [twiddle](#) (e.g., for JBoss) or *JConsole* (for JBoss) for graphic access. The MBeans of the Indexer offer the method `recreateIndex` which can be used to synchronize the entire index for the respective type of objects:
 - **Engineers:**
`core.engineerIndexService`
 - **Resources:**
`core.resourceIndexService`
 - **Tickets:**

core.ticketIndexService

- **Customers (i.e., contacts and companies):**
core.unitIndexService

 Synchronizing the index completely might take a while in a large CM system (up to several hours), so please make sure you have planned this task for a time when CM search does not have to be available!

E.3 System monitoring


This chapter discusses the following:

E.3.1 Introduction	107
E.3.2 System monitoring reports	107
E.3.3 Monitoring tools	108
E.3.4 Monitoring the ConSol CM server process	108
E.3.5 Monitoring the login into the CM clients (Web Client and CM/Track), end-to-end tests	109
E.3.6 Using beans to monitor some basic parameters	111
E.3.7 Checking the status of the indexer	112
E.3.8 Monitoring the log files	113
E.3.9 Monitoring email functionalities	114
E.3.10 CMRF / DWH monitoring	115

E.3.1 Introduction

In this section, we explain how to monitor a ConSol CM system using monitoring tools, i.e. how to integrate **ConSol CM** into a professional IT infrastructure where numerous systems are managed. Some checks can also be done manually using the Admin Tool or Web Admin Suite. For automatic checks, the following hooks can be used:

- [System monitoring reports](#)
- [Monitoring the ConSol CM server process](#)
- [Monitoring the login into the CM clients \(Web Client and CM/Track\), end-to-end tests](#)
- [Using beans to monitor some basic parameters](#)
- [Monitoring the log files](#)

 Please contact the ConSol CM support or your ConSol CM consultant for information about monitoring ConSol CM in a cluster.

E.3.2 System monitoring reports

Monitoring information can be retrieved using the health check endpoint. The monitoring reports contain information about the configuration of ConSol CM and the operational status of the system components.

Two reports are provided:

- full report: `<CM URL>/health/report`
- short report: `<CM URL>/health/check`

The information is retrieved in JSON format. Some sections contain a status (SUCCESS, WARNING) with a description.

The following information is retrieved:

- **Workflow engine**
number of job execution threads, number of jobs (active, running, locked, delayed, under retry), transaction timeout, locking limit, timestamp of the latest job execution
- **Database**
name, version and hibernate dialect, status and speed of test connection, number of available and used connections (only available for JBoss application servers)
- **Database performance**

This check needs to be executed manually. It creates a temporary table, generates rows in this table and performs select operations in order to test the performance of the database.

The check is configured using the following URL parameters:

- **cmas-core-dao-performance.enabled**
Determines whether the performance check is enabled. The default value is false. You need to set this parameter to “true” to activate the performance check.
- **cmas-core-dao-performance.cleanData**
Determines whether the table should be cleared before each run. The default value is “true”.

- **cmas-core-dao-performance.threadsNumber**
Determines the number of threads used for the performance check. The default value is "10".
- **cmas-core-dao-performance.rowsPerThread**
Determines how many rows are generated by each thread. The default value is "5000".
- **cmas-core-dao-performance.selectsPerThread**
Determines how many selects are performed by each thread. The default value is "100".

The syntax for using the URL parameters is:

```
<CM URL>/health/report?cmas-core-dao-performance.enabled=true&cmas-core-dao-performance.cleanData=true
```

After enabling the check, you need to wait a couple of minutes and then retrieve the report again.

- **Hardware**
total and available memory and disk space, number of processors, CPU usage, system load, time since last boot (in seconds)
- **Server information**
ConSol CM version, Java version, JavaMail version, status of the SMTP connection, cluster node ID (if the system runs in a cluster)
- **Server events**
number of cluster members, timestamp and response to test calls
- **Email system**
mailbox ID, number of queued emails, timestamp of the last connection and processed email, ID of the last processed email
- **DWH information**
mode, status, date of last transfer, live mode status, date of last live message, statistics
- **License information**
number of available and currently used licenses for each license pool, days until the first license expires
- **Authentication protection**
protected endpoints, number of failed attempts in the last hour, configuration

E.3.3 Monitoring tools

You can use a monitoring tool or application of your choice to control the CM systems. We recommend using a Nagios®-based solution. If you would like to get support on that topic, read the [ConSol Monitoring page](#) or ask your CM consultant.

E.3.4 Monitoring the ConSol CM server process

ConSol CM is a Java EE application, hence you can monitor the application server process. You can

- Monitor the basic process parameters like CPU usage, see section [Using beans to monitor some basic parameters](#)
- Monitor the CM functionality (is login possible?). See the following section.

E.3.4.1 JMX monitoring using Jolokia

You can use [Jolokia](#) to monitor application servers, e.g., memory usage and garbage collection, and you can also check ConSol CM functionalities. As a basis, you have to deploy the file `jolokia.war` into the application server. Please ask your ConSol CM consultant for support if you would like to use this option.

E.3.5 Monitoring the login into the CM clients (Web Client and CM/Track), end-to-end tests

The default port for the CM web server is `8080`. That means, after a CM installation, you can reach the ConSol CM start page under `http(s)://<server>:8080`. The CM Web Client can be reached under `http(s)://<server>:8080/client/login`. Of course, if the port has been modified (e.g., by using a port offset), the ports in the monitoring scripts have to be adapted accordingly.

In order to check the client login, you have to create a monitoring user, e.g., `nagios` in the CM system. This user is created like a regular system user. Use the Admin Tool for this operation. For a detailed introduction to user, i.e., engineer administration, please refer to the *ConSol CM Administrator Manual*, section *Engineer Administration*.

E.3.5.1 Configuring the monitoring user

There is the option to configure a user (engineer/customer) for monitoring CM operations. This user can access each client exactly once using one session. This login will not consume a license. The session created will be marked as monitoring session. The user must independently have proper permissions to perform the tasks required for monitoring. These could include usage of the Admin Tool.

Two configurations have to be performed:

- **For the check of the Web Client:**
Create an engineer and enter his login name in the system property `cmas.core.server.monitoring.engineer.login`.
- **For the check of CM/Track:**
Create a contact, assign a CM/Track user profile to him (see section *CM/Track* in the *ConSol CM Administrator Manual*), and enter his login name into the system property `cmas.core.server.monitoring.unit.login`.

E.3.5.2 Web Client monitoring principle

1. Check the login
For the login, the username and password have to be submitted using an HTML POST request.
2. E.g., call the CM main page

You might want to use the ConSol CM Nagios plugin (a PERL script for Nagios servers) to check the Web Client. Please ask your ConSol CM consultant for more information.

E.3.5.3 Monitoring CM in a cluster

In a cluster which consists of a load balancer and several CM servers, we recommend to check the login into each of the CM servers as well as the login via load balancer.

E.3.5.4 URL /logout for automation purposes

The URL for logging out of the Web Client is:

```
http://<CM_SERVER>/cm-client/logout/
```

This URL eases automation use cases like monitoring that require login and logout to the Web Client. It provides a robust way to log out of an automated Web Client session again not to unnecessarily consume licenses for monitoring.

E.3.6 Using beans to monitor some basic parameters

To monitor basic application server parameters, e.g., heap, CPU usage or used memory, you can use tools which directly access the JBeans of the application server. As a default in JBoss, use **JConsole**.

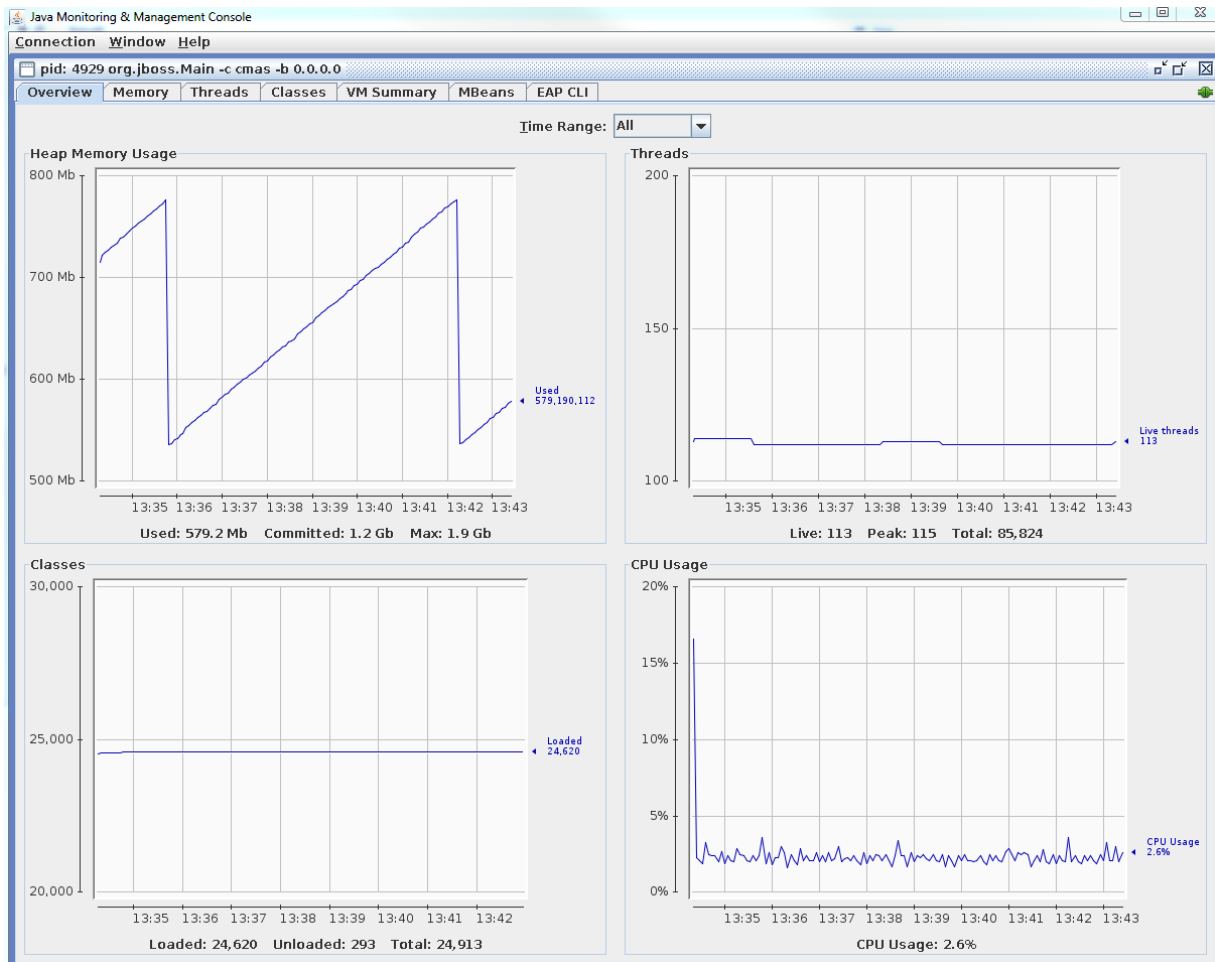


Figure 15: JConsole - Checking basic runtime values for a JBoss CM server

In order to integrate this monitoring into a larger IT environment, you could use, e.g., [Jolokia](#) to receive HTML output from the request to the JBeans. This can be inserted into your monitoring environment, e.g., into Nagios using a Perl script.

E.3.7 Checking the status of the indexer

In order to perform effective searches, ConSol CM creates an index for each data field which is either marked as indexed by default or which has been marked as indexed by an administrator. A detailed introduction to the search and indexer is provided in section [Index](#). The indices are stored in the file system, the indexer status is represented by a system property ([cmas-core-index-common, index.status](#)).

E.3.7.1 Checking the indexer file system

The index is located in the data CM directory which has been configured during setup, subdirectory `index`. You should ...

- control the disk space on this file system.
- control if the file system is available, in case it is mounted from another server.
- control if the synchronization between master and slave servers works in case you work in a server cluster environment.

E.3.7.2 Checking the indexer status in the database

In order to control the indexer status manually, open the page *Index* in the *Operations* menu of the Web Admin Suite, see

To control the status using a monitoring tool, you can check the table `cmas_configuration`. The system property [cmas-core-index-common, index.status](#) should be "GREEN".

```
mysql> select * from cmas_configuration where property_ = 'index.status';
+-----+-----+-----+-----+-----+-----+-----+-----+
| module_ | property_ | type_ | description_ | restart_ | value_ | system_ | optional_ |
+-----+-----+-----+-----+-----+-----+-----+-----+
| cmas-core-index-common | index.status | STRING | NULL | N | GREEN | Y | N |
+-----+-----+-----+-----+-----+-----+-----+
1 row in set (0.00 sec)
```

Figure 16: Checking the Indexer status using database access

This property can also be seen on the *System properties* page of the Web Admin Suite.

In case the status is "YELLOW" or "RED", you have to use the Web Admin Suite to rebuild or repair the index.

E.3.8 Monitoring the log files

For a detailed description of CM log files, please read section [Log files](#).

E.3.8.1 Tags to monitor

Files and tags which should be monitored

The most important log file is `server.log`. However, all log files should be controlled. In the file `error.log`, only errors are reported, so this might also be a good hook for your log file monitoring.

All entries of type `ERROR` should be analyzed. Please take all possible use cases into consideration to configure which entries should really trigger a system alarm. For example, there might be log entries labeled as `ERROR` which occur rather often and only show that an access denied event has occurred. So at this point, the monitoring tool has to be adapted in a very specific way for each CM system.

E.3.9 Monitoring email functionalities

E.3.9.1 Error email configuration

The first step in monitoring email functionalities of ConSol CM is configuring the correct TO addresses for error emails which concern the CM mailing subsystem. This is explained in detail in section [Administrator and Notification Email Addresses](#).

Of course, you can configure TO addresses which belong to a ticketing system (e.g., ConSol CM, incident queue). In this way, you can be sure to get a notification when an e-mail error occurs.

E.3.9.2 Log file control

Additionally, you can scan the specific log file, to be found in the following path:

```
<JBOSS_HOME>/standalone/log/mail.log
```

E.3.9.3 Control of undeliverable emails

Emails which were fetched by CM but could not be processed further, are stored in the database table `cmas_nimh_archived_mail`. In the Admin Tool, these email backups are listed under navigation group *Email*, navigation item *Email Backups*. In a well-maintained system, this table should be empty.

Emails which could not be saved to the database, e.g., due to their size, are saved in the file system (subfolder `/mail/unstorable` of the ConSol CM data directory) instead. The administrator receives an email notification.

A detailed explanation is provided in the *ConSol CM Administrator Manual*, section *Email Backups*.

E.3.10 CMRF / DWH monitoring

You can carry out the following steps to monitor the CMRF / DWH:

- Check the value of `hlp_parameter.dwh_status`. It should be 4 (*DWH operational*). For the explanation of all states see [Tables in the DWH \(database or database schema\)](#).
- For the live mode, you can get the point in time of the DWH as a timestamp in epoch milliseconds by using the following command:

```
select * from int_parameter where name = 'last-success-live-id';
```

- Check the `cmrf.log` file for entries which contain “ERROR” (maybe also “WARNING”).
- You can check if the automatic execution of DWH tasks is active via the CM system property [`cmas-dwh-server, autocommit.cf.changes`](#).

The CM database (table `cmas_dwh_synchronization`) and the log files (`server.log`, `cmrf.log`) are the best source of information about status and progress. Starting with version 6.11 you can also see the status of the DWH jobs in the task list in the CM Admin tool (navigation group *Data Warehouse*, navigation item *Administration*) and the general status of the DWH in the DWH Monitor (navigation group *Data Warehouse*, navigation item *Monitor*).

- CM database:
 - The table `cmas_dwh_synchronization` contains information about each operation.
 - The column `dwh_status` contains the status of the processing in CM:
 - NEW - first status after creation
 - ACTIVE - data is sent to CMRF
 - SUCCESS - sending of data to CMRF has been finished successfully
 - ERROR - sending of data to CMRF has been finished unsuccessfully
 - The column `cmrf_status` contains the status of the processing in CMRF:
 - NEW - first status after creation
 - ACTIVE - data is processed in CMRF
 - SUCCESS - processing of data has been finished successfully
 - ERROR - processing of data has been finished unsuccessfully
- Log files:
 - `server.log` (search for: `dwh-transfer-service`, `dwh-live-service`, `dwh-log-service`)
 - `cmrf.log`

E.4 Data backup and recovery

This chapter discusses the following:

E.4.1 Introduction	116
E.4.2 Backup and recovery of the ConSol CM database	117
E.4.3 Backup and recovery of the ConSol CM configuration	117
E.4.4 Backup and recovery of the index	117
E.4.5 Backup of the DWH and recovery of a completely damaged DWH database	117

E.4.1 Introduction

ConSol CM is a Java EE application with a classic three-tier architecture. Therefore, in general all standard mechanisms for data backup and restore of a Java EE application server with a database connection apply. Some specific information about ConSol CM is explained in this section.

The following table shows which items you need to take into account for your backup and recovery strategy.

Item	Description
CM database	The ConSol CM database needs to be backed up using the standard mechanisms, see Backup and recovery of the ConSol CM database .
CM configuration	The configuration of ConSol CM, also called a scenario, can be backed up separately. See Backup and recovery of the ConSol CM configuration .
CM index	The index of ConSol CM is saved on the file system, see Backup and recovery of the index .
DWH database	The DWH database can either be recreated based on the data in the CM database, or backed up using standard database backup mechanisms. See Backup and recovery of the ConSol CM configuration .

E.4.2 Backup and recovery of the ConSol CM database

The standard database backup and recovery mechanisms apply to the ConSol CM database.



Carry out tests to check if the backup procedure works and if you are able to restore the database.

E.4.3 Backup and recovery of the ConSol CM configuration

In addition to a database backup on database level, ConSol CM also allows to export and back up a so called **scenario** using the Web Admin Suite. Depending on the export parameters, this scenario contains either the complete system configuration (configuration and workflows) or only a part of this configuration. It is also possible to include runtime data (tickets, customers, and resources) in the export. Nevertheless, this should not be done when exporting large environments, as this is only intended for transferring small amounts of data, as test tickets and customers. Therefore, a scenario export does not replace a database backup.

Usually, a scenario is used to transfer data from a test environment to a staging or production environment. But you can also use it to back up the complete configuration of the (production) system. In case the recovery of a database backup fails, you will then have the possibility to quickly restore the configuration. Nevertheless, tickets, customers, and resources will not be available afterwards.

A scenario does not contain the values of CM system properties which are not in a customer-specific module, e.g., the mail server and LDAP configuration is not be exported. A detailed explanation about which parameters are exported in a scenario is provided in the *Web Admin Suite Manual*, chapter *Staging*.

Therefore, ConSol recommends the following: Export a scenario of the production environment on a regular basis and save it on a share which is included in the backup system. In order to save the values of the CM system properties, either use a simplified solution and store a screenshot of the Web Admin Suite values or export the table `cmas_configuration` of the ConSol CM database.

Please also refer to the *Web Admin Suite Manual*, chapter *Staging* for further details and background information about working with scenarios.

E.4.4 Backup and recovery of the index

This is explained in detail in section [Backup and recovery of the index](#).

E.4.5 Backup of the DWH and recovery of a completely damaged DWH database

The ConSol CM DWH (Data Warehouse) is filled by the CMRF (ConSol CM Reporting Framework) either triggered manually by an administrator (in *ADMIN* mode) or on-the-fly in *LIVE* mode. For a detailed explanation, please refer to [Operating the Data Warehouse](#). In case the DWH is corrupt or has to be restored for other reasons, the DWH can be re-built completely using the Admin Tool, DWH Configuration, *Initialize* with the option *Delete existing data* enabled. This recreates the complete database scheme. Afterwards, use *Transfer* for the initial filling of the DWH. However, this method has a rather great impact on the live operation of the DWH (i.e., a downtime which might extend to some hours or even days) and should only be used if the DWH cannot be updated using the *Update* option.

It depends on the size of the DWH if it makes sense to include the DWH in the regular database backup. If the DWH is large, it should be part of the regular database backup, because a complete recreation would take too long to be compatible with every-day reporting requirements. For a rather small DWH, it might be easier and quicker to restore it using the recreation as explained in the previous paragraph. Since configuration, infrastructure, and performance are highly system-specific, please to talk to your ConSol CM consultant to discuss which is the best solution for your company.


E.5 Operating ConSol CM behind a proxy

E.5.1 Introduction

You can operate ConSol CM behind a proxy server, e.g. Apache HTTPD. This might be required by security policies concerning system access over the internet. Two common scenarios are:

- The Web Client and CM/Track should be available through the proxy, but external access to the other clients should be blocked.
- All clients should be available through the proxy.

When using a proxy server, all URLs which are not white-listed explicitly in the proxy configuration are blocked. Therefore, you can decide for each client if it should be available externally via proxy or internally only.

 ConSol CM comes with an example configuration for Apache HTTPD proxies. Please ask your consultant or the ConSol CM support for the files. The following section shows how to adapt this configuration.

E.5.2 Preconditions

The following preconditions apply for the example configuration:

- Apache HTTPD version 2.4
- The JBoss bind address (`-b` parameter) has been set to “127.0.0.1”, so it will only allow connections from the local machine.
- Apache HTTPD and JBoss reside on the same machine (applicable for most ConSol CM installations except for clustered environments).

E.5.3 Content of the example configuration

The example configuration consists of two folders, one for Linux and one for Windows. Each folder contains three files.

Linux:

- **cm.http.apache.conf**: Virtual host configuration for HTTP
- **cm.https.apache.conf**: Virtual host configuration for HTTPS
- **envvars**: Environment variables

Windows:

- **http-vhosts.conf**: Virtual host configuration for HTTP
- **https-vhosts.conf**: Virtual host configuration for HTTPS
- **httpd.conf**: Parameters and main configuration

The `envvars` / `httpd.conf` files contain the parameters which are used in the virtual host configuration. The following parameters are available:

- **SERVER_NAME**: The host name and port that the server uses to identify itself. Used to set the main address of the website, e.g. `cm6.apacheproxy.consol.pl`. Accepts port numbers.

- **SERVER_ALIAS:** Alternate names for a host. Used to add additional addresses, e.g. `www.cm6.apacheproxy.consol.pl`. Accepts wildcards, e.g. `*.cm6.apacheproxy.consol.pl`. Does not accept port numbers.
- **SERVER_ADMIN:** Email address of the administrator included in error messages to the client.
- **ERROR_LOG:** The name of the file to which the server logs the errors it encounters. If the file path is not absolute, it is assumed to be relative to the server root, e.g. `"/logs/error.log"`. Must be specified with quotes.
- **CUSTOM_LOG:** The name of the file to which the server logs the requests. If the file path is not absolute, it is assumed to be relative to the server root, e.g. `"/logs/error.log combined"`. Must be specified with quotes and the keyword "combined".
- **SRVROOT:** Root path of the server, e.g. `"C:\\consol\\apache\\Apache24"` without the last `\`. Must be specified with quotes. Only for the Windows configuration.
- **CM6_BACKEND_SERVER:** Server host and port of the JBoss with the cm6.ear, e.g. `cm6.consol.pl:8009`. Connection via AJP. Used for the Web Client, Admin Tool, Process Designer and webhook interface.
- **WAS_BACKEND_SERVER:** Server host and port of the Web Admin Suite. Connection via AJP. Used for the Web Admin Suite.
- **ATMOSPHERE_BACKEND_SERVER:** Server host and port of Atmosphere. Connection via WS. Used for the notifications in the Web Client.
- **TRACK_BACKEND_SERVER:** Server host, port and path without the last `\`. There are two options:
 - CM/Track deployed in the same JBoss as ConSol CM: `track.consol.pl:8080/track`
 - CM/Track deployed on Tomcat: The path to backend server is different. You can register CM/Track as root path, e.g. `track.consol.pl:8080`.
 Connection via AJP. Used for CM/Track.
- **TRACK_PROXY:** Request name for CM/Track, e.g. `cm6.apache.consol.pl/track`. You need to specify the same request name like in the backend server, e.g. if the backend server is `track.consol.pl:8080/track`, set the **TRACK_PROXY** parameter to `track` (without `/`). Used for CM/Track.
- **TRACK_BACKEND_SERVER2:** Same as **TRACK_BACKEND_SERVER**. Uncomment to use a second CM/Track server. Copy to use more CM/Track servers. Connection via AJP.
- **TRACK_PROXY2:** Same as **TRACK_PROXY**. Uncomment to use a second CM/Track server. Copy to use more CM/Track servers.
- **ARCHIVE_BACKEND_SERVER:** Server host and port of CM/Archive. Connection by HTTP. Used for CM/Archive.
- **EBIA_BACKEND_SERVER:** Server host and port of CM/EBIA. Connection by HTTP. Used for CM/EBIA.
- **PATH_TO_CERTIFICATE_FILE:** Path to a file with certificate data in PEM format. Only needed for the HTTPS configuration.
- **PATH_TO_CERTIFICATE_KEY:** Path to the PEM-encoded private key file for the server. Only needed for the HTTPS configuration.



If you specify all parameters, the respective clients are available through the proxy. If this is not desired, you must comment out the respective parameters in the configuration file and in the virtual host configuration file for HTTP or HTTPS. The only exception are the Admin Tool and the Process Designer which are commented out in the virtual host configuration, so they are not available automatically when setting `CM6_BACKEND_SERVER`. If you want to expose the Admin Tool and Process Designer through the proxy, you need to comment in the respective lines.

E.5.4 Installing and configuring Apache HTTPD on Windows

1. Download and unzip Apache 2.4.x, e.g. from [the Apache Haus](#).
2. Download and unzip the proxy distribution file provided by ConSol.
3. Copy the `httpd.conf` file from `proxy-distribution\windows` to `<APACHE_PROXY_HOME>\httpd-2.4.x\Apache24\conf\`
4. Copy the appropriate virtual host configuration file to `<APACHE_PROXY_HOME>\httpd-2.4.x\Apache24\conf\extra\`. Choose `http-vhosts.conf` for the HTTP configuration or `https-vhosts.conf` for the HTTPS configuration.
5. Open the `<APACHE_PROXY_HOME>\httpd-2.4.x\Apache24\conf\httpd.conf` file and fill out the properties in the `CM6 ENVIRONMENT VARIABLES` section. The paths must be provided in quotes.
6. Choose the HTTPS or HTTP configuration by specifying the respective virtual host file in `VHOST_FILE_NAME`. By default, the `https` section is commented in, so the HTTPS configuration is enabled. For HTTP configuration, comment out the `https` section and comment in the `http` section. For HTTPS, the SSL module is loaded by default and you need to set `PATH_TO_CERTYFIKATE_FILE` and `PATH_TO_CERTYFIKATE_KEY`.
7. Comment out all unneeded parameters in the `httpd.conf` and `https-vhosts.conf` files. For example, if the Web Admin Suite should not be available for external access, comment out the settings referring to the WAS backend server.
8. Remove the example definition of `VirtualHost _default_:${SSL_PORT}>` in the `<APACHE_PROXY_HOME>\httpd-2.4.x\Apache24\conf\extra\httpd-ssl.conf` file.
9. Start the Apache server:

```
<APACHE_PROXY_HOME>\Apache24\bin\httpd.exe
```

E.5.4.1 Installing Apache HTTPD as a Windows service

On Windows machines, you might want to run Apache HTTPD as a service. Execute the following command as an administrator:

```
<APACHE_PROXY_HOME>\Apache24\bin>httpd.exe -k install
```

Make sure that the start mode of this service is “automatic” (same as the JBoss service).

E.5.5 Installing and configuring Apache HTTPD on Linux

1. Install Apache 2.4.x, e.g. using **apt-get**:

```
sudo apt-get update
sudo apt-get install apache2
```

2. Download and unzip the proxy distribution file provided by ConSol.
3. Copy the `envvars` file from `proxy-distribution/linux` to `/etc/apache2`
4. Copy the appropriate virtual host configuration file to `/etc/apache2/sites-available/`. Choose `cm.http.apache.conf` for the HTTP configuration or `cm.https.apache.conf` for the HTTPS configuration.
5. Rename the virtual host configuration file using the pattern: `<server name>.conf`, e.g. `cm.https.apache.conf` → `cm6.consol.conf`
6. Load all needed modules for a HTTP configuration:

```
sudo a2enmod headers
sudo a2enmod proxy
sudo a2enmod proxy_ajp
sudo a2enmod proxy_http
sudo a2enmod proxy_wstunnel
sudo a2enmod rewrite
```

For HTTPS, also load the SSL module:

```
sudo a2enmod ssl
```

7. Open the `/etc/apache2/envvars` file and fill out the properties in the `CM6 ENVIRONMENT VARIABLES` section. The paths must be provided in quotes.
8. Choose the HTTPS or HTTP configuration. By default, the `https` section is commented in, so the HTTPS configuration is enabled. For HTTP configuration, comment out the `https` section. For HTTPS you need to set `PATH_TO_CERTYFIKATE_FILE` and `PATH_TO_CERTYFIKATE_KEY`.
9. Comment out all unneeded parameters in the `envvars` and `cm.https.apache.conf` files. For example, if the Web Admin Suite should not be available for external access, comment out the settings referring to the WAS backend server.
10. Enable the virtual host:

```
a2ensite cm6.consol.conf
```

11. Restart the Apache server:

```
apache2ctl stop && apache2ctl start
```

or

```
sudo systemctl restart apache2.service
```

E.5.6 Advanced settings

On Windows, you can change the default thread stack size in the `<APACHE_PROXY_HOME>\httpd-2.4.x\Apache24\conf\extra\httpd-mpm.conf` file:

```
# WinNT MPM
# ThreadsPerChild: constant number of worker threads in the server process
# MaxConnectionsPerChild: maximum number of connections a server process serves
<IfModule mpm_winnt_module>
  ThreadsPerChild 150
  MaxConnectionsPerChild 0
  ThreadStackSize 8242880
</IfModule>
```

If there is a firewall between Apache and JBoss, you can set `disablereuse=on` to force `mod_proxy` to close connections to its backend after using it.

By default, AJP uses port `8009`. In order to change this port, add the variable `jboss.socket.binding.ajp.port` to your configuration file, e.g. `cm6-config.properties`, and specify the desired port:

```
# port overrides
jboss.socket.binding.ajp.port=8009
```

E.5.7 Additional settings for CM/Track and CM/EBIA

CM/Track:

- Enter the server proxy URL without any path in the property `cmas-restapi-core, csrf.domain.white.list`, e.g. “https://myserver.consol.de”.

CM/EBIA:

- Log in to the CM/EBIA administration as an administrator and enter the EBIA proxy URL, e.g. “https://myserver.consol.de/ebia”, in the following settings:
 - Admin -> General -> Site URL
 - Admin -> Embedding in other applications -> Embedding the entire CM/EBIA app
- Enter the EBIA proxy URL in the property `cmas-analytics, metabase.url`, e.g. “https://myserver.consol.de/ebia”

E.6 Groovy sandbox

Groovy scripts are now executed in a sandbox for security reasons. The sandbox can be configured using Java system properties which can be set in the start scripts of the application server, see [Commands for starting and stopping the application server](#).

The following Java system properties are available:

- **cm6.groovy.sandbox.enabled**
Determines if the sandbox is enabled (“true”, default value) or disabled (“false”).

```
-Dcm6.groovy.sandbox.enabled=false
```

- **cm6.groovy.sandbox.blacklists**
Determines which predefined list of patterns is used for blocking methods:
 - **command**: blocks the execution of shell commands
 - **filesystem**: blocks access to the file system

The default value is “command”. Both lists of patterns block bypassing the sandbox. You can configure both lists of patterns as a comma-separated list.

```
-Dcm6.groovy.sandbox.blacklists=command,filesystem
```

- **cm6.groovy.sandbox.whitelist.regex**
Optional. Regular expression for whitelisted API calls. Takes precedence over the predefined blacklist.
- **cm6.groovy.sandbox.blacklist.regex**
Optional. Regular expression for blacklisted API calls. Takes precedence over the custom whitelist and the predefined blacklist.
- **cm6.groovy.sandbox.cache.size**
Determines the number of results of pattern matching which are cached (only for predefined backlists). The default value is 10000.

```
-Dcm6.groovy.sandbox.cache.size=1000
```

- **cm6.groovy.sandbox.statistics.invocations.threshold**
Determines the number of method invocations which needs to be exceeded for a warning to be written to the log files. The default value is 100000.

```
-Dcm6.groovy.sandbox.statistics.invocations.threshold=1000
```

- **cm6.groovy.sandbox.statistics.details.enabled**
Determines if the logging of additional details about method execution is enabled (“true”) or disabled (“false”, default value). The statistics shows the most frequently invoked and most time-consuming methods. By default, this feature is disabled as it might impact performance.

```
-Dcm6.groovy.sandbox.statistics.details.enabled=true
```

E.6.1 Syntax to whitelist a method

The following example shows a piece of code which causes an exception in the default configuration, because all method invocations on `freemarker.template.Template` are blocked by default:

```
import freemarker.template.Template

def onInitialize(taskDescriptor) {}
def onExecute(taskDescriptor) {
    Template template = new Template('template', '${firstname} ${lastname}\n',
    null)
    template.process([lastname: 'Smith', firstname: 'John'], new
    java.io.OutputStreamWriter(System.out))
}
def onError(taskDescriptor) {}
def onCancel(taskDescriptor) {}
```

This causes the following exception:

```
com.consol.cmas.common.util.security.groovy.sandbox.GroovySandboxException:
Method <init> in class freemarker.template.Template cannot be executed in
sandbox mode
```

You can whitelist the affected method using the following syntax:

```
-Dcm6.groovy.sandbox.whitelist.regex=freemarker[.]template[.]Template#.*
```

E.7 System update (minor version)

This chapter discusses the following:

E.7.1 Introduction: types of CM installations	126
E.7.2 Updating a ConSol CM standard installation (for case 1)	126

E.7.1 Introduction: types of CM installations

For ConSol CM, there are two types of installations/instances. Depending on which type of installation you operate in your company, you can perform a system update yourself or not.

- **Case 1: Standard**
You have a standard configuration, i.e., the complete customizing has been performed using standard CM tools (Admin Tool configuration, Process Designer for workflows). Neither the `.ear` files for CM and CMRF, nor the `.war` file for CM/Track have been modified. In this case, you can perform the update yourself as described in the following sections.
- **Case 2: Custom**
You have a customized ConSol CM system, i.e., files within either the `cm6.ear`, the `cmrf.ear`, and/or files within the `cm-track.war` have been modified and a new `.ear/.war` file has been built. Then a custom-specific development project is managed at ConSol's and you should ask your technical ConSol CM consultant for support.

E.7.2 Updating a ConSol CM standard installation (for case 1)

The following paragraphs list all the steps you have to perform in case of a CM update.

E.7.2.1 Information about the update

As a first step, please read all the *Release Notes* which cover the versions between source version (which is currently installed on your system) and target version (which you want to install now). The first sections of each *Release Notes* document deal with the required steps in case of a system update. Follow the instructions provided in these sections.

In some cases, it might be required to adapt the CM system to a new version, e.g., to modify scripts when Groovy methods of the CM API have become obsolete. A hint about these changes will be provided in the *Release Notes*. Please ask your ConSol CM consultant for help and prepare everything which is required **before** the update starts!


E.7.2.2 Getting the required files

Depending on the components you have installed in your CM system, the following files are required for an update. Please ask the ConSol support team or your ConSol CM consultant to get the files of the new CM version. If your company has a maintenance contract with ConSol, you can download the required files from the ConSol ftp server.

1. For every installation:
the **CM .ear file**:
`dist-package-ear-<CM_VERSION>.ear`, e.g. `dist-package-ear-6.14.0.1.ear`
2. If DWH/CMRF are installed:
the **CMRF .ear file**:
`cmrf-package-ear-<CM_VERSION>.ear`, e.g. `cmrf-package-ear-6.14.0.1.ear`

3. If CM/Track V2 is installed:
the **new .war file** for a web container:
cmtrack-v2-distribution-<CM_VERSION>.war, e.g., `cmtrack-v2-distribution-6.14.0.1.war`
4. If ETL is used (e.g., for import of customer or engineer data into the CM database):
the **CM ETL package**:
etl-package-distribution-<CM_VERSION>-kettle.zip, e.g., `etl-package-distribution-6.14.0.1-kettle.zip`

E.7.2.3 Perform the update

 Please note that if you perform an update, you have to perform the version-specific actions (mentioned in the first sections of each *Release Notes* document) for all versions between source and target version.

1. Shutdown the ConSol CM system.
2. Do everything that is necessary according to **all** *ConSol CM Release Notes* between the source and the target version, in ascending order.
3. Deploy the new CM `.ear` and `.war` files.
4. Restart the CM system.

E.8 Release process

This chapter discusses the following:

E.8.1 Introduction	128
E.8.2 Deployment pipeline	129

E.8.1 Introduction

This section treats the deployment of a new ConSol CM configuration, not CM updates! For information about how to perform CM updates, please read section [System update \(minor version\)](#).

Most larger ConSol CM systems are not only run on one server, but there are two or more servers, like:

- Development server (DEV)
- Test server (TEST)
- Staging server (STAGE)
- Production server (PROD)

In general IT infrastructure terminology, one of those servers is called a *tier*. Thus, the example above would describe the classical 4-tier deployment architecture. Usually, the design and development of new custom-specific features and configurations is performed on the development (DEV) server and then moved to the test server (TEST) for QA. When the responsible persons have given their approval, the configuration can be moved to the staging server (STAGE) for complete tests and then be deployed in the production environment (PROD).

This implies that it is possible to move an entire CM configuration from one server to another one. For this purpose CM works with so called *scenarios*. A scenario contains the entire configuration of a CM system and can also contain runtime data. However, it is definitely not recommended to use a scenario to transport runtime data except for test environments. To be able to work correctly and efficiently with scenarios, as a CM operator and/or administrator you have to know the technical details about scenarios. They are explained in the *Web Admin Suite Manual* in section *Staging*. Please read this section, before you start working with scenario exports/imports! Here in this manual, we will assume that you know how to export and import scenarios and how to control exactly which data should be transferred.

E.8.2 Deployment pipeline

Here, we assume, that only new functionalities should be implemented and no update will be performed. **All involved CM servers run exactly the same CM version.**

All servers (DEV-TEST-STAGE-PROD) are separate systems. There are no shared machines, databases, or file systems.

GOLDEN RULE FOR CHANGES

When changes have to be made, NEVER perform those changes on STAGE or PROD! You might cause undesired side effects and might hamper the entire deployment, maintenance, and support processes.

A change always has to start on DEV (or in some cases on TEST). This includes major changes like the deployment of new workflows as well as minor changes like creating a new engineer account.

E.8.2.1 Development server (DEV)

When new functionalities should be developed, new workflows should be implemented, or new configurations should be performed into the running CM system, a scenario from the production environment should be imported. Then new functionalities, configurations, and workflows can be implemented on this server. The server might even be a local machine of a developer or consultant.


Regarding the database and operating system: In practice they might differ from the middleware which is used in test-staging-production, e.g., as developer database, often MySQL is used even though in production Oracle or Microsoft SQL is used. Please be aware of the fact that a three-tier Java EE application might behave in a different way on different RDBMS. That is why we recommend to use identical RDBMS on DEV, TEST, STAGE, and PROD.

There are two ways to get back to the basic starting point in case you have reached a stage with your CM scenario which requires a new start:

- Work with a VM and store a snapshot which you can use to start anew.
- Work with the PROD scenario and import this again for a new start. In this case you have to start with an empty database, ask your CM consultant for help.

E.8.2.2 Test server (TEST)

The test server has exactly the same parameters as the production server. A new deployment cycle starts with an exact copy (scenario) of the production server.

 Make sure there are no emails sent from the TEST server to real persons except for the team involved in testing!

There are two ways of moving new content from DEV to TEST:

- Export the scenario (configuration only, complete or partial, depending on the requirements) from DEV and import this scenario on TEST.
- Implement exactly the same functionalities on TEST which you have implemented on DEV.

Then go ahead and test all functionalities, e.g., with the project stakeholders and with key users. There should always be a list of test cases, often derived from the list of use cases which have been defined in the requirements and specification process.

If all functionalities have been tested positive, the responsible persons give their approval and the scenario can be moved to staging.

During the tests on TEST, there might be some errors or some requirements might change. In those cases, the way goes back to DEV. When everything has been implemented in the new version, the DEV scenario can again be moved to TEST.



Make sure the mailboxes are configured correctly. It is absolutely imperative to avoid that TEST and STAGE fetch emails from the same email accounts.

E.8.2.3 Staging server (STAGE)

The STAGE sever (sometimes also called *integration server*) is an identical copy of the PROD environment. The TEST scenario will be exported from TEST and imported on STAGE for final tests prior to the Go Live on PROD. All parameters and interfaces have to be exactly the same as in PROD. In this way, all CM core functionalities as well as system imports or other interactions with other IT systems can be tested. All changes which have been performed on TEST (e.g., implementation of ETL scripts, special flavors of CM as customer project, or specifically customized versions of CM/Track) have to be implemented on STAGE. The STAGE has to be tested under the same conditions as the PROD server will face, e.g., with the same number of concurrent users and the same amount of transferred data.

If this is possible, we recommend to transfer a snapshot of production data (via database export/import) into the STAGE CM database to be able to test with real data. This means:

- The scenario originates from the TEST environment.
- The data originates from the PROD environment.



Make sure there are no emails sent from the STAGE server to real persons except for the team involved in testing.

On STAGE, also performance tests have to be done. For example, it is possible that on TEST, your CM runs perfectly well, with only 10 users. When you move to STAGE, there are 100 users and a bottleneck in database access becomes obvious. This means: Not only functional but also non-functional requirements have to be taken into consideration on STAGE!

If everything on STAGE has been tested positive and the responsible persons have given their approval, the scenario can be exported for import on PROD.



Make sure the mailboxes are configured correctly. It is absolutely imperative to avoid that STAGE and PROD fetch emails from the same email accounts.

E.8.2.4 Production server (PROD)



A deployment of a new CM scenario will imply a certain downtime of the system. Plan the CM Go Live in advance in order to avoid undesired side-effects in your every-day business process.

The PROD environment, also called *live environment*, is the environment which is used to work with in real business life.

On Go Live day, the scenario from STAGE has to be imported on PROD and all other adaptations have to be performed, e.g., implementation of ETL scripts, special flavors of CM as customer project, or specifically customized versions of CM/Track.



F - Appendix

This section contains several appendices:

- [System Properties](#)
- [Administrator and Notification Email Addresses](#)
- [Trademarks](#)
- [Glossary](#)

F.1 System Properties

The following chapter provides detailed information about the system properties used in ConSol CM.

- [Alphabetical List of System Properties](#)
- [List of System Properties by Module](#)
- [List of System Properties by Area](#)

F.1.1 Alphabetical List of System Properties

This chapter describes the following properties:

access.token.signing.key	146
admin.email	146
admin.login	146
admin.tool.consumed.licences.check.interval	146
admin.tool.consumed.licences.pool.name	147
admin.tool.session.check.interval	147
archive.enabled	147
archive.uri	148
attachment.allowed.types	148
attachment.max.size	148
attachment.type.hints	149
attachment.upload.timeout	149
authentication.method	149
autocommit.cf.changes	150
autocomplete.enabled	150
automatic.booking.enabled	150
batch-commit-interval	150
big.task.minimum.size	151
brute.force.admin.auth.failures.notify.amount	151
brute.force.admin.auth.failures.notify.period	151
brute.force.attempts.to.block	152
brute.force.auto.unblock.active	152
brute.force.auto.unblock.period	152
brute.force.endpoint.blocking.active	153
brute.force.engineer.blocking.active	153
brute.force.mail.notification.active	153
brute.force.period.between.attempts.to.block	154
brute.force.unblock.code.expiration.period	154
brute.force.unit.blocking.active	154
cache-cluster-name	154
cache.logging.listener.enabled	155
calendar.csv.dateFormat	155
calendar.csv.separator	155
checkUserOnlineIntervalInSeconds	156

client.archive.access.token.validity.seconds	156
client.archive.enabled	156
client.archive.refresh.token.validity.seconds	156
client.archive.secret	157
client.was.access.token.validity.seconds	157
client.was.refresh.token.validity.seconds	157
client.was.secret	158
cluster.mode	158
cluster.unicast	158
cmas.dropSchemaBeforeSetup	158
cmoffice.enabled	159
cmoffice.oo.path.NUMBER	159
cmoffice.strict.versioning.enabled	159
cmoffice.websocket.port	160
comment.authors.disabled	160
commentRequiredForTicketCreation	160
communication.channel	160
config.data.version	161
config.import.global.transaction.enabled	161
connection.release.mode	161
contact.authentication.method	162
contact.inherit.permissions.only.to.own.customer.group	162
csrf.domain.allow.none	162
csrf.domain.white.list	162
csrf.domain.white.list	163
csrf.request.filter.enabled	163
csrf.request.filter.enabled	163
customfield.content.file.max.size	164
customizationVersion	164
dao.log.threshold.milliseconds	164
dao.log.username	164
data.directory	165
data.optimization	165
database.notification.enabled	165
database.notification.redelivery.delay.seconds	166
database.notification.redelivery.max.attempts	166

defaultAttachmentEntryClassName	166
defaultCommentClassName	166
defaultContentEntryClassName	167
defaultIncommingMailClassName	167
defaultNumberOfCustomFieldsColumns	167
defaultOutgoingMailClassName	167
delete.ticket.enabled	168
diffTrackingEnabled	168
diffTrackingEnabledForUnitAndResource	168
diff.tracking.disabled	169
disable.admin.task.auto.commit	169
domain.map.for.client.config.<DOMAIN_NAME>	169
domain.map.for.oidc.config.<CONFIGURATION_NAME>	170
dwh.administration.refresh.interval.seconds	170
dwh.mode	170
engineer.authentication.method	171
engineer.description.cache.enabled	171
engineer.description.mode	171
engineer.description.template.name	172
eviction.event.queue.size	172
eviction.lifeSpan	172
eviction.max.nodes	172
eviction.strategy	173
eviction.wakeup.interval	173
expert.mode	173
external.line.access.prefix	174
favoritesSizeLimit	174
fetchLock.interval	174
fetchSize.strategy	174
fetchSize.strategy.FetchSizeFixedStrategy.value	175
fetchSize.strategy.FetchSizePageBasedStrategy.limit	175
fetchSize.strategy.FetchSizeThresholdStrategy.value	175
filesystem.polling.threads.number	176
filesystem.polling.threads.shutdown.timeout.seconds	176
filesystem.polling.threads.watchdog.interval.seconds	176
filesystem.task.enabled	176

filesystem.task.interval.seconds	177
filesystem.task.polling.folder	177
filesystem.task.timeout.seconds	177
filesystem.task.transaction.timeout.seconds	177
forward.mails.to.representatives	178
globalSearchResultSizeLimit	178
heartbeat	178
helpFilePath	179
hibernate.dialect	179
hideTicketSubject	179
ignore-queues	180
index.attachment	180
index.history	180
index.status	180
index.task.worker.threads	181
index.version.current	181
index.version.newest	181
indexed.assets.per.thread.in.memory	182
indexed.engineers.per.thread.in.memory	182
indexed.resources.per.thread.in.memory	182
indexed.tickets.per.thread.in.memory	182
indexed.units.per.thread.in.memory	183
initialized	183
internal.line.access.prefix	183
is.cmrf.alive	184
java.naming.factory.initial	184
java.naming.factory.url.pkgs	184
java.naming.provider.url	185
jmx.full.exposure	185
jobExecutor.adminMail	185
jobExecutor.idleInterval	186
jobExecutor.idleInterval.seconds	186
jobExecutor.jobExecuteRetryNumber	186
jobExecutor.jobMaxRetries	186
jobExecutor.jobMaxRetriesReachedSubject	187
jobExecutor.lockingLimit	187

jobExecutor.lockTimeout.seconds	187
jobExecutor.mailFrom	188
jobExecutor.maxInactivityInterval.minutes	188
jobExecutor.threads	188
jobExecutor.timerRetryInterval	188
jobExecutor.timerRetryInterval.seconds	189
jobExecutor.txTimeout.seconds	189
kerberos.v5.enabled	189
kerberos.v5.username.regex	189
last.config.change	190
last.config.change.templates	190
last.ping.timestamp	190
last.success.live.timestamp	191
ldap.authentication	191
ldap.basedn	191
ldap.certificate.basedn	191
ldap.certificate.content.attribute	192
ldap.certificate.password	192
ldap.certificate.providerurl	192
ldap.certificate.searchattr	193
ldap.certificate.userdn	193
ldap.contact.NAME.basedn	193
ldap.contact.NAME.password	193
ldap.contact.NAME.providerurl	194
ldap.contact.NAME.searchattr	194
ldap.contact.NAME.userdn	194
ldap.engineer.NAME.basedn	194
ldap.engineer.NAME.password	195
ldap.engineer.NAME.providerurl	195
ldap.engineer.NAME.searchattr	195
ldap.engineer.NAME.userdn	195
ldap.initialcontextfactory	196
ldap.password	196
ldap.providerurl	196
ldap.searchattr	196
ldap.userdn	197

live.calculation.enabled	197
live.error	197
live.start	198
local.country.prefix	198
mail.attachments.validation.handling	198
mail.attachments.validation.info.sender	199
mail.attachments.validation.info.subject	199
mail.db.archive	199
mail.encryption	199
mail.error.from.address	200
mail.error.to.address	200
mail.from	200
mail.notification.engineerChange	201
mail.notification.sender	201
mail.on.error	201
mail.redelivery.retry.count	201
mail.reply.to	202
mail.sender.address	202
mail.smtp.email	202
mail.smtp.email.password	203
mail.smtp.email.user	203
mail.smtp.envelopesender	203
mail.smtp.tls.enabled	203
mail.ticketname.pattern	204
mailbox.<NUMBER>.name	204
mailbox.1.connection.host	204
mailbox.1.connection.password	204
mailbox.1.connection.port	204
mailbox.1.connection.protocol	205
mailbox.1.connection.username	205
mailbox.2.connection.host	205
mailbox.2.connection.password	205
mailbox.2.connection.port	205
mailbox.2.connection.protocol	205
mailbox.2.connection.username	205
mailbox.default.connection.host	205

mailbox.default.connection.password	206
mailbox.default.connection.port	206
mailbox.default.connection.protocol	206
mailbox.default.connection.username	206
mailbox.default.session.mail.debug	207
mailbox.default.session.mail.mime.address.strict	207
mailbox.default.session.mail.<PROTOCOL>.connectiontimeout	207
mailbox.default.session.mail.<PROTOCOL>.fetchsize	208
mailbox.default.session.mail.<PROTOCOL>.partialfetch	208
mailbox.default.session.mail.<PROTOCOL>.timeout	208
mailbox.default.task.delete.read.messages	209
mailbox.default.task.enabled	209
mailbox.default.task.interval.seconds	209
mailbox.default.task.max.message.size	209
mailbox.default.task.max.messages.per.run	210
mailbox.default.task.timeout.seconds	210
mailbox.default.task.transaction.timeout.seconds	210
mailbox.polling.threads.mail.log.enabled	211
mailbox.polling.threads.number	211
mailbox.polling.unstorable.backup.folder	211
mailSender.executionInterval.seconds	211
mailSender.lockingLimit	212
mailSender.lockTimeout.seconds	212
mailSender.maxAttempts	212
mailSender.nodeld	213
mailSender.retryInterval.seconds	213
mailSender.threads.number	213
mailSender.txTimeout.seconds	213
mailTemplateAboveQuotedText	214
max.licences.perUser	214
maxSizePerPagemapInMegaBytes	214
metabase.secret.key	215
metabase.url	215
ml.evict.unused.after.hours	215
ml.learn.worker.threads	216
monitoring.engineer.login	216

monitoring.unit.login	216
nimh.enabled	216
notification.error.description	217
notification.error.from	217
notification.error.subject	217
notification.error.to	217
notification.finished_successfully.description	218
notification.finished_successfully.from	218
notification.finished_successfully.subject	218
notification.finished_successfully.to	219
notification.finished_unsuccessfully.description	219
notification.finished_unsuccessfully.from	219
notification.finished_unsuccessfully.subject	219
notification.finished_unsuccessfully.to	220
notification.host	220
notification.password	220
notification.port	220
notification.protocol	221
notification.tls.enabled	221
notification.username	221
notifications.enabled	222
number.of.tasks	222
oidc.track.authority.default	222
oidc.track.clientId.default	223
oidc.track.clientSecret.default	223
oidc.track.enabled.default	223
oidc.track.redirectUri.default	223
oidc.track.usernameClaim.default	224
oidc.track.usernameRegexp.default	224
outdated.lock.age	224
pagemapLockDurationInSeconds	225
password.reset.mail.from	225
policy.password.age	225
policy.password.pattern	226
policy.rotation.ratio	226
policy.track.username.case.sensitive	226

policy.username.case.sensitive	227
postActivityExecutionScriptName	227
queue.polling.threads.number	227
queue.polling.threads.shutdown.timeout.seconds	227
queue.polling.threads.watchdog.interval.seconds	228
queue.task.error.pause.seconds	228
queue.task.interval.seconds	228
queue.task.max.retries	228
queue.task.timeout.seconds	229
queue.task.transaction.timeout.seconds	229
queuesExcludedFromGS	229
recent.items.cleanup.cluster.node.id	229
recent.items.cleanup.interval.minutes	230
recent.items.max.per.engineer	230
recent.items.persistence.enabled	230
recoverable.exceptions	231
refreshTimeInCaseOfConcurrentRememberMeRequests	231
rememberMeLifetimeInMinutes	231
request.log.threshold.milliseconds	231
request.log.username	232
request.scope.transaction	232
resetCode.expirationPeriod	232
resource.replace.batchSize	233
resource.replace.timeout	233
scene	233
script.evict.unused.after.hours	234
script.logging.threshold.seconds	234
script.validation.interval.seconds	234
searchPageSize	234
searchPageSizeOptions	235
security.fields.customer.exposure.check.enabled	235
security.restrict.unit.access.to.own.data	235
serial.mods.tracking.enabled	236
server.instance.task.crash.period.seconds	236
server.instance.task.period.seconds	236
server.session.archive.reaper.interval	237

server.session.archive.timeout	237
server.session.heartbeat.enabled.WEB_CLIENT	237
server.session.heartbeat.mode	238
server.session.heartbeat.timeout.seconds	238
server.session.reaper.interval	238
server.session.timeout	239
serverPoolingInterval	239
show.error.stacktrace	239
skip-ticket	240
skip-ticket-history	240
skip-unit	240
skip-unit-history	241
skip.wfl.transfer.cleanup	241
skip.wfl.transfer.translations.cleanup	241
split.history	241
start.groovy.task.enabled	242
statistics.calendar	242
statistics.client.group	242
statistics.contact.role	243
statistics.content.entry	243
statistics.content.entry.class	243
statistics.content.entry.history	244
statistics.cube	244
statistics.customer.definition	244
statistics.engineer	245
statistics.enum.group	245
statistics.field.definition	245
statistics.group.definition	246
statistics.locale	246
statistics.localized.property	246
statistics.mla	247
statistics.project	247
statistics.queue	247
statistics.resource	248
statistics.resource.group	248
statistics.resource.history	248

statistics.resource.relation.definition	249
statistics.resource.type	249
statistics.ticket	249
statistics.ticket.function	250
statistics.ticket.history	250
statistics.time.booking	250
statistics.timestamp	251
statistics.unit	251
statistics.unit.history	251
statistics.unit.relation.definition	252
statistics.workflow	252
strict.utf.bmp.enabled	252
supportEmail	253
synchronize.archive.timeout.minutes	253
synchronize.master.address	253
synchronize.master.security.token	254
synchronize.master.security.user	254
synchronize.master.timeout.minutes	254
synchronize.megabits.per.second	255
synchronize.sleep.millis	255
system.flavour	255
system.name	256
task.execution.interval.seconds	256
task.execution.node.id	256
task.panel.refresh.interval.seconds	256
themeOverlay	257
ticket.delete.timeout	257
ticket.from.incoming.message.accepted.links	257
ticketListRefreshIntervallInSeconds	258
ticketListSizeLimit	258
tickets.delete.size	258
time.buffer	258
tinymce.enabled	259
transaction.timeout.minutes	259
ttl.days	259
tx.read.only.mode.enabled	260

unit.description.mode	260
unit.replace.batchSize	260
unit.replace.timeout	261
unit.transfer.order	261
unitIndexSearchResultSizeLimit	261
unused.content.remover.cluster.node.id	261
unused.content.remover.enabled	262
unused.content.remover.polling.minutes	262
unused.content.remover.ttl.minutes	262
update.6.11.0.0.sleep	263
update.6.11.0.0.timezone	263
urlLogoutPath	263
url.track	264
url.webclient	264
voCacheEnabled	264
warmup.executor.enabled	265
webSessionTimeoutInMinutes	265
wfl.sticky.transfer.disabled	266
wicketAjaxRequestHeaderFilterEnabled	266
workflow.deploy.cache.eviction.disabled	266
X-Frame-Options	267

access.token.signing.key

- **Module:** cmas-auth-server
- **Description:** Determines the secret shared between the authorization server and all client applications using OAuth2, e.g. CM/Archive. The value of this property needs to match the value of *archive.oauth2.access.token.signing.key* in the configuration file of CM/Archive.
- **Type:** password
- **Restart required:** yes
- **System:** no
- **Optional:** no
- **Example value:** my_password
- **Since:** 6.11.2.0

admin.email

- **Module:** cmas-core-security
- **Description:** The email address of the ConSol CM administrator. The value which you entered during system setup is used initially.
- **Type:** string
- **Restart required:** no
- **System:** yes
- **Optional:** no
- **Example value:** myuser@consol.de
- **Since:** 6.0

admin.login

- **Module:** cmas-core-security
- **Description:** The login name of the ConSol CM administrator. The value which you entered during system setup is used initially.
- **Type:** string
- **Restart required:** no
- **System:** yes
- **Optional:** no
- **Example value:** admin
- **Since:** 6.0

admin.tool.consumed.licences.check.interval

- **Module:** cmas-app-admin-tool
- **Description:** Sets the interval (in seconds) to monitor the number of consumed licenses.
- **Type:** integer
- **Restart required:** no
- **System:** no

- **Optional:** yes
- **Example value:** 30 (default value)
- **Since:** 6.11.0.0

admin.tool.consumed.licences.pool.name

- **Module:** cmas-app-admin-tool
- **Description:** Sets the license pool name to monitor the number of consumed licenses.
- **Type:** string
- **Restart required:** no
- **System:** no
- **Optional:** yes
- **Example value:** CONCURRENT_USERS (default value)
- **Since:** 6.11.0.0

admin.tool.session.check.interval

- **Module:** cmas-app-admin-tool
- **Description:** Configures the time interval (in seconds) in which the system checks for inactive (ended) Admin Tool sessions.
- **Type:** integer
- **Restart required:** yes
- **System:** yes
- **Optional:** no
- **Example value:** 30
- **Since:** 6.7.5

archive.enabled


- **Module:** cmas-archive-core-server
- **Description:** Determines if GDPR-compliant deletions or anonymizations, which delete ticket or contact data from the ConSol CM database, are applied to CM/Archive as well. By default, this property is set to “false”, meaning that no data is deleted from CM/Archive. If you set this property to “true”, GDPR-compliant deletions or anonymizations are also performed in CM/Archive. This affects both already archived tickets and newly archived tickets.
- **Type:** boolean
- **Restart required:** no
- **System:** no
- **Optional:** yes
- **Example value:** false (default value)
- **Since:** 6.11.2.5

archive.uri

- **Module:** cmas-archive-core-server
- **Description:** Sets the URL where the CM/Archive application is running.
- **Type:** string
- **Restart required:** no
- **System:** no
- **Optional:** no
- **Example value:** <server_url>:8090
- **Since:** 6.11.2.0

attachment.allowed.types

- **Module:** cmas-core-server
- **Description:** Comma-separated list of allowed attachment file types. By default, only images, PDF and text files are allowed. If no value is provided, all files are allowed (not recommended)

 The property is not considered for attachments added with CM/Doc, i.e. it is not required to allow docx as a file extension for attachments in order to use CM/Doc.

- **Type:** string
- **Restart required:** no
- **System:** yes
- **Optional:** no
- **Example value:** jpg,jpeg,gif,bmp,png,pdf,txt
- **Since:** 6.5.0, modified in 6.13.0.8

attachment.max.size

- **Module:** cmas-core-server
- **Description:** Maximum attachment size, in MB. This property controls the size of attachments at tickets, customers, and resources. It also controls the size of incoming (not outgoing) email attachments. The value of this property needs to be aligned with the respective setting in the application server configuration (add the parameter `max-post-size` to the `http listener` in `cm6.xml`, `cm6-cmr-f.xml` or `domain.xml`). In addition you might need to increase the value of `cmas-nimh`, `mailbox.default.task.max.message.size`. The value of this property is displayed in the Web Client when adding a new attachment.
- **Type:** integer
- **Restart required:** no
- **System:** yes
- **Optional:** no
- **Example value:** 100 (default value)
- **Since:** 6.4.0

attachment.type.hints

- **Module:** cmas-core-server
- **Description:** Allows you to assign MIME types to not yet officially supported file extensions, so these file extensions can be detected correctly.
- **Type:** string
- **Restart required:** no
- **System:** no
- **Optional:** yes
- **Example value:** 7z:application/x-7z-compressed, zip:application/zip, wav:audio/x-wav
- **Since:** 6.11.2.0

attachment.upload.timeout

- **Module:** cmweb-server-adapter
- **Description:** Defines the transaction timeout in minutes for adding attachments to a ticket, resource or customer. Counts the time for the upload of all attachments of one transaction. When the timeout occurs, all files which have been temporarily stored on the server are deleted and no file is uploaded.
- **Type:** Integer
- **Restart required:** no
- **System:** yes
- **Optional:** yes
- **Example value:** 3
- **Since:** 6.10.5.3

authentication.method

- **Module:** cmas-core-security
- **Description:** Sets the user authentication method (internal database or LDAP authentication). Allowed values are LDAP or DATABASE.
- **Type:** string
- **Restart required:** no
- **System:** yes
- **Optional:** no
- **Example value:** DATABASE
- **Since:** 6.0
- **Removed in:** 6.14.0.0

autocommit.cf.changes

- **Module:** cmas-dwh-server
- **Description:** Defines whether DWH tasks which result from configurational changes on ticket fields are executed automatically without manual interaction in the Admin Tool. Can be also set in the Admin Tool in the navigation item *DWH*. The default and recommended value is “false”.
- **Type:** boolean
- **Restart required:** no
- **System:** yes
- **Optional:** no
- **Example value:** false (default value)
- **Since:** 6.7.0

autocomplete.enabled

- **Module:** cmas-app-admin-tool
- **Description:** Controls if the *Autocomplete address* navigation item is displayed in the Admin Tool. It is hidden, if this system property is missing or its value is “false”.
- **Type:** boolean
- **Restart required:** no
- **System:** yes
- **Optional:** yes
- **Example value:** true
- **Since:** 6.9.2.0

automatic.booking.enabled

- **Module:** cmweb-server-adapter
- **Description:** If enabled, time spent on creating comments or emails is measured and automatic time bookings are added.
- **Type:** boolean
- **Restart required:** no
- **System:** yes
- **Optional:** yes
- **Example value:** true
- **Since:** 6.9.4.2

batch-commit-interval

- **Module:** cmas-dwh-server
- **Description:** Number of objects sent in one DWH message. Larger values mean better transfer performance at the cost of higher memory usage. Starting with ConSol CM version 6.11, this property is only used if the package size of a

DWH operation is not set. This can only happen when the command is directly addressed to the Java MBean `consol.cmas.global.dwh.synchronizationService`, e.g. using the `update()` method. When a DWH operation is started using the Admin Tool, there is always a value for the package size. If not explicitly set, the default value of 1000 is used as value for `batch.commit.interval`.

- **Default value:** 1000
- **Type:** integer
- **Restart required:** no
- **System:** yes
- **Optional:** yes
- **Example value:** 100
- **Since:** 6.0.0

`big.task.minimum.size`

- **Module:** `cmas-core-index-common`
- **Description:** Indicates the minimum size of index task (in parts, each part has 100 entities) to qualify this task as a big one. Big tasks have a lower priority than runtime tasks.
- **Type:** integer
- **Restart required:** no
- **System:** yes
- **Optional:** no
- **Example value:** 15 (default value)
- **Since:** 6.8.3

`brute.force.admin.auth.failures.notify.amount`

- **Module:** `cmas-core-security`
- **Description:** Defines the number of unsuccessful authentication attempts after which the administrator will be notified. The default value is 100.
- **Type:** integer
- **Restart required:** no
- **System:** yes
- **Optional:** no
- **Example value:** 100
- **Since:** 6.14.0

`brute.force.admin.auth.failures.notify.period`

- **Module:** `cmas-core-security`
- **Description:** Defines the period in minutes for checking for failed authentication attempts to inform the administrator. If more failed authentication attempts than defined in `brute.force.admin.auth.failures.notify.amount` occur in this timeframe, the administrator is notified about this via email. The default value is 60.

- **Type:** integer
- **Restart required:** no
- **System:** yes
- **Optional:** no
- **Example value:** 60
- **Since:** 6.14.0

brute.force.attempts.to.block

- **Module:** cmas-core-security
- **Description:** Defines the number of unsuccessful authentication attempts after which an account will be blocked. The default value is 7.
- **Type:** integer
- **Restart required:** no
- **System:** yes
- **Optional:** no
- **Example value:** 7
- **Since:** 6.14.0

brute.force.auto.unblock.active

- **Module:** cmas-core-security
- **Description:** Determines if the mechanism to automatically unblock an account after a certain time period is enabled. The default value is "true".
- **Type:** boolean
- **Restart required:** no
- **System:** yes
- **Optional:** no
- **Example value:** true
- **Since:** 6.14.0

brute.force.auto.unblock.period

- **Module:** cmas-core-security
- **Description:** Defines the period in minutes after which an account is automatically unblocked. The default value is 30.
- **Type:** integer
- **Restart required:** no
- **System:** yes
- **Optional:** no
- **Example value:** 30
- **Since:** 6.14.0

brute.force.endpoint.blocking.active

- **Module:** cmas-core-security
- **Description:** Determines if the authentication protection feature is enabled for webhooks. The default value is “true”.
- **Type:** boolean
- **Restart required:** no
- **System:** yes
- **Optional:** no
- **Example value:** true
- **Since:** 6.14.0

brute.force.engineer.blocking.active

- **Module:** cmas-core-security
- **Description:** Determines if the authentication protection feature is enabled for users. The default value is “true”.
- **Type:** boolean
- **Restart required:** no
- **System:** yes
- **Optional:** no
- **Example value:** true
- **Since:** 6.14.0

brute.force.mail.notification.active

- **Module:** cmas-core-security
- **Description:** Determines if users and contacts who were blocked receive an email with a link to unblock their accounts. The administrator receives emails with information about blocked accounts and the unblock codes for these accounts. In addition, the administrator receives alerts if the number of failed attempts exceeds the value set in [brute.force.admin.auth.failures.notify.amount](#). The default value is “false”.
- **Type:** boolean
- **Restart required:** no
- **System:** yes
- **Optional:** no
- **Example value:** false
- **Since:** 6.14.0

brute.force.period.between.attempts.to.block

- **Module:** cmas-core-security
- **Description:** Defines the period in minutes for checking for failed authentication attempts. If more failed authentication attempts than defined in `brute.force.attempts.to.block` occur in this timeframe, the user or endpoint is blocked. The default value is "1".
- **Type:** integer
- **Restart required:** no
- **System:** yes
- **Optional:** no
- **Example value:** 1
- **Since:** 6.14.0

brute.force.unblock.code.expiration.period

- **Module:** cmas-core-security
- **Description:** Defines the period in hours after which the unblock code will expire. The default value is "24".
- **Type:** integer
- **Restart required:** no
- **System:** yes
- **Optional:** no
- **Example value:** 24
- **Since:** 6.14.0

brute.force.unit.blocking.active

- **Module:** cmas-core-security
- **Description:** Determines if the authentication protection feature is enabled for contacts / REST users. The default value is "true".
- **Type:** boolean
- **Restart required:** no
- **System:** yes
- **Optional:** no
- **Example value:** true
- **Since:** 6.14.0

cache-cluster-name

- **Module:** cmas-core-cache
- **Description:** Unique name of a cluster consisting of several CM nodes. This value is used to identify the nodes belonging to the same cluster during network communication. Please do not change this value manually unless advised by ConSol.
- **Type:** string

- **Restart required:** yes
- **System:** yes
- **Optional:** no
- **Example value:** 635a6de1-629a-4129-8299-2d98633310f0
- **Since:** 6.4.0

cache.logging.listener.enabled

- **Module:** cmas-core-cache
- **Description:** Determines whether cache events are logged to `infinispan.log` for the standalone mode and `jgroups-infinispan.log` for the cluster mode.
- **Type:** boolean
- **Restart required:** yes
- **System:** no
- **Optional:** yes
- **Example value:** false (default value)
- **Since:** 6.12.0.5

calendar.csv.dateFormat

- **Module:** cmas-core-server
- **Description:** Format of the date given in the CSV file containing the list of holidays.
- **Type:** string
- **Restart required:** no
- **System:** no
- **Optional:** yes
- **Example value:** dd/MM/yyyy
- **Since:** 6.9.3.2

calendar.csv.separator

- **Module:** cmas-core-server
- **Description:** Separator used in the CSV file containing the list of holidays.
- **Type:** string
- **Restart required:** no
- **System:** no
- **Optional:** yes
- **Example value:** ,
- **Since:** 6.9.3.2

checkUserOnlineIntervalInSeconds

- **Module:** cmweb-server-adapter
- **Description:** The interval in seconds to check which users are online (default 180sec = 3min).
- **Type:** integer
- **Restart required:** no
- **System:** yes
- **Optional:** no
- **Example value:** 180
- **Since:** 6.0
- **Removed in:** 6.5 / 6.11.0.1

client.archive.access.token.validity.seconds

- **Module:** cmas-auth-server
- **Description:** Determines the validity period in seconds of the access token required for using CM/Archive.
- **Type:** integer
- **Restart required:** no
- **System:** no
- **Optional:** no
- **Example value:** 43200 (default value)
- **Since:** 6.11.2.0

client.archive.enabled

- **Module:** cmas-auth-server
- **Description:** Determines if CM/Archive is enabled ("true") or disabled ("false").
- **Type:** boolean
- **Restart required:** no
- **System:** no
- **Optional:** no
- **Example value:** false
- **Since:** 6.11.2.0
- **Removed in:** 6.11.2.2

client.archive.refresh.token.validity.seconds

- **Module:** cmas-auth-server
- **Description:** Determines the validity period in seconds of the refresh token required for obtaining new access tokens for CM/Archive.
- **Type:** integer
- **Restart required:** no

- **System:** no
- **Optional:** no
- **Example value:** 2592000 (default value)
- **Since:** 6.11.2.0

client.archive.secret

- **Module:** cmas-auth-server
- **Description:** Determines the secret shared between the authorization server and CM/Archive. The value of the property needs to match the value of *archive.oauth2.client.secret* in the configuration file of CM/Archive.
- **Type:** password
- **Restart required:** no
- **System:** no
- **Optional:** no
- **Example value:** my_password
- **Since:** 6.11.2.0

client.was.access.token.validity.seconds

- **Module:** cmas-auth-server
- **Description:** Determines the validity period in seconds of the access token required for using the Web Admin Suite.
- **Type:** integer
- **Restart required:** no
- **System:** no
- **Optional:** no
- **Example value:** 43200 (default value)
- **Since:** 6.12.0.0

client.was.refresh.token.validity.seconds

- **Module:** cmas-auth-server
- **Description:** Determines the validity period in seconds of the refresh token required for obtaining new access tokens for the Web Admin Suite.
- **Type:** integer
- **Restart required:** no
- **System:** no
- **Optional:** no
- **Example value:** 2592000 (default value)
- **Since:** 6.12.0.0

client.was.secret

- **Module:** cmas-auth-server
- **Description:** Determines the secret shared between the authorization server and the Web Admin Suite.
- **Type:** password
- **Restart required:** no
- **System:** no
- **Optional:** no
- **Example value:** my_password
- **Since:** 6.12.0.0
- **Removed in:** 6.12.0.1

cluster.mode

- **Module:** cmas-core-shared
- **Description:** Specifies whether ConSol CM is running in a cluster.
- **Type:** boolean
- **Restart required:** yes
- **System:** yes
- **Optional:** no
- **Example value:** false
- **Since:** 6.1.0

cluster.unicast

- **Module:** cmas-core-shared
- **Description:** Flag to activate the jgroups unicast mode for ConSol CM clusters (as opposed to the default multicast mode causing problems in some data center environments). If set to "true", remember to set the JVM start parameters: `jgroups.bind.port`, `jgroups.bind.address` and `jgroups.initial_hosts`.
- **Type:** boolean
- **Restart required:** yes
- **System:** yes
- **Optional:** yes
- **Example value:** false (default value)
- **Since:** 6.11.0.0
- **Removed in:** 6.12.0.0

cmas.dropSchemaBeforeSetup

- **Module:** cmas-setup-hibernate
- **Description:** Determines if an existing database schema should be dropped during setup. This value is set on the setup page.

- **Type:** string
- **Restart required:** no
- **System:** yes
- **Optional:** no
- **Example value:** true
- **Since:** 6.0

cmoffice.enabled

- **Module:** cmweb-server-adapter
- **Description:** Determines if CM/Doc is enabled.
- **Type:** boolean
- **Restart required:** no
- **System:** yes
- **Optional:** no
- **Example value:** false
- **Since:** 6.4.0

cmoffice.oo.path.NUMBER

- **Module:** cmweb-server-adapter
- **Description:** Possible location of the OpenOffice installation. The properties are numbered starting with 0.
- **Type:** string
- **Restart required:** no
- **System:** no
- **Optional:** yes
- **Example value:** c:\Program Files (x86)\LibreOffice 3.6\program
- **Since:** 6.10.1.0
- **Removed in:** 6.12.0.0

cmoffice.strict.versioning.enabled

- **Module:** cmweb-server-adapter
- **Description:** Controls if the SAVE operation in Microsoft Word / OpenOffice documents creates a new attachment (“true”) or overwrites the existing attachment (“false”). This concerns the behavior within one session using the text editing program. If the program is stopped, the overwrite mechanism will not work anymore.
- **Type:** boolean
- **Restart required:** no
- **System:** no
- **Optional:** yes

- **Example value:** true
- **Since:** 6.10.5.4

cmoffice.websocket.port

- **Module:** cmweb-server-adapter
- **Description:** Determines the port on which the CM/Doc application should be started and connected to.
- **Type:** integer
- **Restart required:** no
- **System:** no
- **Optional:** yes
- **Example value:** 30333
- **Since:** 6.12.0.0

comment.authors.disabled

- **Module:** cmas-restapi-core
- **Description:** Disables the display of the content author via REST API.
- **Type:** boolean
- **Restart required:** no
- **System:** no
- **Optional:** yes
- **Example value:** false (default value)
- **Since:** 6.11.0

commentRequiredForTicketCreation

- **Module:** cmweb-server-adapter
- **Description:** Determines if the comment is a required field for ticket creation.
- **Type:** boolean
- **Restart required:** no
- **System:** yes
- **Optional:** no
- **Example value:** true (default value)
- **Since:** 6.2.0

communication.channel

- **Module:** cmas-dwh-server
- **Description:** Communication channel. Only possible value since CM version 6.11.0.0: DIRECT
- **Type:** string
- **Restart required:** no

- **System:** yes
- **Optional:** no
- **Example value:** DIRECT
- **Since:** 6.8.5.0
- **Removed in:** 6.11.0.0 (DIRECT mode is the only available mode and is set automatically)

config.data.version

- **Module:** cmas-core-server
- **Description:** The internal version number of the current system configuration. This property is maintained internally, please do not change it unless advised by ConSol.
- **Type:** integer
- **Restart required:** no
- **System:** yes
- **Optional:** no
- **Example value:** 11
- **Since:** 6.0

config.import.global.transaction.enabled

- **Module:** cmas-core-server
- **Description:** Determines whether the configuration (without localizations) should be imported within a single transaction.
- **Type:** Boolean
- **Restart required:** no
- **System:** no
- **Optional:** yes
- **Example value:** true (default value)
- **Since:** 6.11.1.0

connection.release.mode

- **Module:** cmas-setup-hibernate
- **Description:** Describes the JEE connection handling strategy for transactions. If set to "AFTER_TRANSACTION", the connection will be cached during the transaction and released at the end. If set to "AFTER_STATEMENT", the connection will be released to the pool after each statement execution. Please do not change the default here unless advised by ConSol.
- **Type:** string
- **Restart required:** yes
- **System:** no
- **Optional:** yes
- **Example value:** AFTER_STATEMENT (default for JEE environment)
- **Since:** 6.0

contact.authentication.method

- **Module:** cmas-core-security
- **Description:** Sets the authentication method for contacts accessing REST services, possible values are DATABASE or LDAP or LDAP,DATABASE or DATABASE,LDAP.
- **Type:** string
- **Restart required:** no
- **System:** yes
- **Optional:** no
- **Example value:** LDAP
- **Since:** 6.9.3.0

contact.inherit.permissions.only.to.own.customer.group

- **Module:** cmas-core-security
- **Description:** Determines whether an authenticated contact via REST inherits all customer group permissions from the CM/Track user profile (“false”) or only has permissions to his own customer group (“true”).
- **Type:** boolean
- **Restart required:** no
- **System:** yes
- **Optional:** no
- **Example value:** false
- **Since:** 6.9.2.3

csrf.domain.allow.none

- **Module:** cmas-restapi-core
- **Description:** Determines whether empty **Origin/Referer** headers are accepted. By default, the property is set to “false”, so that REST requests without **Origin/Referer** headers are blocked.
- **Type:** boolean
- **Restart required:** no
- **System:** yes
- **Optional:** no
- **Example value:** false (default value)
- **Since:** 6.11.2.2

csrf.domain.white.list

- **Module:** cmas-restapi-core
- **Description:** The list of domains (format protocol://domain:port, separated with “|”) which are allowed in **Origin/Referer** headers and will not be blocked by the CSRF filter. By default, the property is empty so that cross-site requests are blocked.

- **Type:** string
- **Restart required:** no
- **System:** yes
- **Optional:** yes
- **Example value:** https://example.com:80 | http://www.consol.de:8080
- **Since:** 6.11.2.2

csrf.domain.white.list

- **Module:** cmweb-server-adapter
- **Description:** The list of domains (separated with "|") which are allowed and will not be blocked by the CSRF (cross-site request forgery) filter, e.g.: "example.com | consol.de"
- **Type:** String
- **Restart required:** no
- **System:** no
- **Optional:** yes
- **Example value:** example.com | consol.de
- **Since:** 6.10.7.0

csrf.request.filter.enabled

- **Module:** cmas-restapi-core
- **Description:** Determines whether the CSRF request filter (Origin/Referer) for the REST API is enabled.
- **Type:** boolean
- **Restart required:** no
- **System:** no
- **Optional:** yes
- **Example value:** true (default value)
- **Since:** 6.11.2.2

csrf.request.filter.enabled

- **Module:** cmweb-server-adapter
- **Description:** It allows to disable the CSRF request filter, which is enabled by default.
- **Type:** Boolean
- **Restart required:** no
- **System:** no
- **Optional:** yes
- **Example value:** true
- **Since:** 6.10.7.0

customfield.content.file.max.size

- **Module:** cmas-core-server
- **Description:** Determines the maximum size in MB of the images which can be added as content of rich text fields.
- **Type:** integer
- **Restart required:** no
- **System:** yes
- **Optional:** yes
- **Example value:** 10
- **Since:** 6.11.2.2

customizationVersion

- **Module:** cmweb-server-adapter
- **Description:** UID representing the latest web customization version. Used only internally, please do not change the value.
- **Type:** string
- **Restart required:** no
- **System:** yes
- **Optional:** no
- **Example value:** cd58453e-f3cc-4538-8030-d15e8796a4a7
- **Since:** 6.5.0

dao.log.threshold.milliseconds

- **Module:** cmas-core-server
- **Description:** Used to configure database operation times logging. DAO methods whose execution takes longer than the time set in this property (in milliseconds) are logged.
- **Type:** integer
- **Restart required:** no
- **System:** no
- **Optional:** yes
- **Example value:** 500 (default value)
- **Since:** 6.11.1.0

dao.log.username

- **Module:** cmas-core-server
- **Description:** Used to configure database operation times logging. The execution of DAO methods which are related to the user name stated in this property is logged. Only one user name can be provided. The value is empty by default.
- **Type:** string
- **Restart required:** no

- **System:** no
- **Optional:** yes
- **Example value:** webadmin
- **Since:** 6.11.1.0

data.directory

- **Module:** cmas-core-shared
- **Description:** Global directory for ConSol CM data (e.g., index).
- **Type:** string
- **Restart required:** no
- **System:** yes
- **Optional:** no
- **Example value:** C:\Users\user\cmas
- **Since:** 6.0

data.optimization

- **Module:** cmweb-server-adapter
- **Description:** Defines optimization to be applied on HTML response data. The following values are supported (for setting more than one value, separate values by '|'): MINIFICATION and COMPRESSION. MINIFICATION minifies HTML data by e.g. stripping whitespaces and comments. COMPRESSION applies gzip compression to HTTP response. (Note: If you are running in cluster mode and want to test different configurations in parallel, you can set different values for each cluster node by specifying the property `data.optimization.nodeId` to override the default property.)
- **Type:** string
- **Restart required:** COMPRESSION can be switched on/off without restart, MINIFICATION requires restart.
- **System:** yes
- **Optional:** yes
- **Example value:** MINIFICATION|COMPRESSION

database.notification.enabled

- **Module:** cmas-core-index-common
- **Description:** Indicates whether the database should be used as a notification channel for index updates instead of JMS. The default value is “true.”
- **Type:** boolean
- **Restart required:** no
- **System:** yes
- **Optional:** no
- **Example value:** true

- **Since:** 6.8.4.7
- **Removed in:** 6.12.0.0

database.notification.redelivery.delay.seconds

- **Module:** cmas-core-index-common
- **Description:** If the database is used as a notification channel for index updates, this property indicates the delay for notification redelivery when an exception occurs.
- **Type:** integer
- **Restart required:** no
- **System:** yes
- **Optional:** no
- **Example value:** 60
- **Since:** 6.8.4.7

database.notification.redelivery.max.attempts

- **Module:** cmas-core-index-common
- **Description:** If the database is used as a notification channel for index updates, this property indicates maximum redelivery attempts when an exception occurs.
- **Type:** integer
- **Restart required:** no
- **System:** yes
- **Optional:** no
- **Example value:** 60
- **Since:** 6.8.4.7

defaultAttachmentEntryClassName

- **Module:** cmweb-server-adapter
- **Description:** The default text class used to classify an attachment if no other text class was set explicitly.
- **Type:** string
- **Restart required:** no
- **System:** yes
- **Optional:** yes
- **Example value:** DefaultTextElement
- **Since:** 6.9.2.0

defaultCommentClassName

- **Module:** cmas-core-server
- **Description:** Name of the default text class for comments.
- **Type:** string

- **Restart required:** no
- **System:** no
- **Optional:** yes
- **Example value:** default_class
- **Since:** 6.3.0

defaultContentEntryClassName

- **Module:** cmweb-server-adapter
- **Description:** Name of the text class which is set as default for newly created content entries.
- **Type:** string
- **Restart required:** no
- **System:** yes
- **Optional:** no
- **Example value:** default_class
- **Since:** 6.3.0

defaultIncommingMailClassName

- **Module:** cmas-core-server
- **Description:** Name of the default text class for incoming emails.
- **Type:** string
- **Restart required:** no
- **System:** no
- **Optional:** yes
- **Example value:** default_class
- **Since:** 6.3.0

defaultNumberOfCustomFieldsColumns

- **Module:** cmweb-server-adapter
- **Description:** Determines the default number of columns for data fields.
- **Type:** integer
- **Restart required:** no
- **System:** yes
- **Optional:** no
- **Example value:** 3
- **Since:** 6.2.0

defaultOutgoingMailClassName

- **Module:** cmas-core-server
- **Description:** Name of the default text class for outgoing emails.

- **Type:** string
- **Restart required:** no
- **System:** no
- **Optional:** yes
- **Example value:** default_class
- **Since:** 6.3.0

delete.ticket.enabled

- **Module:** cmas-app-admin-tool
- **Description:** Controls if tickets can be deleted in the ticket administration of the Admin Tool. The default value is “true”.
- **Type:** boolean
- **Restart required:** no
- **System:** yes
- **Optional:** yes
- **Example value:** true
- **Since:** 6.9.4.0

diffTrackingEnabled

- **Module:** cmweb-server-adapter
- **Description:** Defines if parallel editing of a ticket by different engineers should be possible.
“false”: Previous way of handling changes when editing a ticket. If the ticket has been changed in the meantime, the current engineer will not be able to submit his changes without being forced to reload the page before submitting.
“true”: New changes handling mode. If the ticket has been changed, this will not block the submission of other changes anymore. If the part of the ticket that was changed was exactly the part that is changed by the submitting engineer, then an information message will be displayed, but the ticket change will be persisted/stored anyway.
- **Type:** boolean
- **Restart required:** no
- **System:** yes
- **Optional:** no
- **Example value:** true (default)
- **Since:** 6.10.1
- **Removed in:** 6.11.0

diffTrackingEnabledForUnitAndResource

- **Module:** cmweb-server-adapter
- **Description:** Enables the prevention of concurrent modifications on customers / resources.
- **Type:** boolean
- **Restart required:** no

- **System:** no
- **Optional:** yes
- **Example value:** 3
- **Since:** 6.11.0.0

diff.tracking.disabled

- **Module:** cmas-restapi-core
- **Description:** Fallback property for disabling difference tracking for CM/Track, which is history-based so it can be heavy.
- **Type:** boolean
- **Restart required:** no
- **System:** no
- **Optional:** yes
- **Example value:** false (default value)
- **Since:** 6.10.5.6

disable.admin.task.auto.commit

- **Module:** cmas-core-index-common
- **Description:** Toggle for the automatic execution of administrative index update tasks. If set to “false”, possibly expensive index tasks created as a result of configuration changes will be automatically executed right after creation. It is recommended to set this value to “true”, so that the execution of administrative index tasks needs to be manually triggered in the Admin Tool or Web Admin Suite.
- **Type:** boolean
- **Restart required:** no
- **System:** yes
- **Optional:** no
- **Example value:** false
- **Since:** 6.6.1

domain.map.for.client.config.<DOMAIN_NAME>

- **Module:** cmas-restapi-core
- **Description:** Enables mapping multiple instances of CM/Track to a specific domain. DOMAIN_NAME is the name of the client configuration (if your CM/Track configuration is called “track-V2customized”, the name of the property is `domain.map.for.client.config.trackV2customized`). You can provide several URLs separated by a comma.
- **Type:** string
- **Restart required:** no
- **System:** no
- **Optional:** yes

- **Example value:** https://www.consol.de, https://www.consol.com
- **Since:** 6.10.7.0

domain.map.for.oidc.config.<CONFIGURATION_NAME>

- **Module:** cmas-core-security
- **Description:** Enables mapping multiple instances of CM/Track to a specific configuration. Replace “CONFIGURATION_NAME” with the name of the configuration (if your CM/Track configuration is called “trackV2customized”, the name of the property is `domain.map.for.oidc.config.trackV2customized`). You can provide several URLs separated by a comma.
- **Type:** string
- **Restart required:** no
- **System:** no
- **Optional:** yes
- **Example value:** myserver.consol.de,myserver.consol.com
- **Since:** 6.14.0.3

dwh.administration.refresh.interval.seconds

- **Module:** cmas-app-admin-tool
- **Description:** Internal DWH property, not to be changed manually. This property is used to set the interval for refreshing the list of actions in the Admin Tool, section *Data Warehouse -> Administration -> Actions*.
- **Type:** integer
- **Restart required:** no
- **System:** yes
- **Optional:** yes
- **Example value:** 10
- **Since:** 6.11.0.1

dwh.mode

- **Module:** cmas-dwh-server
- **Description:** Currently active mode for the DWH data transfer. Possible values are OFF, ADMIN, LIVE.
- **Type:** string
- **Restart required:** no
- **System:** yes
- **Optional:** no
- **Example value:** OFF
- **Since:** 6.0.1

engineer.authentication.method

- **Module:** cmas-core-security
- **Description:** Sets the authentication method for users. Possible values are: "DATABASE", "LDAP", "LDAP,DATABASE", "DATABASE,LDAP"
- **Type:** string
- **Restart required:** no
- **System:** yes
- **Optional:** no
- **Example value:** DATABASE
- **Since:** 6.14.0.0

engineer.description.cache.enabled

- **Module:** cmas-core-server
- **Description:** Defines whether user descriptions are cached. The default value is "true", please do not change it unless advised by ConSol.
- **Type:** boolean
- **Restart required:** no
- **System:** no
- **Optional:** yes
- **Example value:** true (default value)
- **Since:** 6.11.0

engineer.description.mode

- **Module:** cmas-core-server
- **Description:** Defines whether the user names in the ticket history are taken from the database or dynamically rendered using templates. The default value "DYNAMIC" is a bit more costly from the performance perspective, while "PROTOCOL" is faster but returns historical names which might be outdated. Use "PROTOCOL" if you have lots of history entries from many different users.
- **Type:** string
- **Restart required:** no
- **System:** no
- **Optional:** yes
- **Example value:** PROTOCOL
- **Since:** 6.11.0

engineer.description.template.name

- **Module:** cmas-core-server
- **Description:** Defines the name of the template which is used to render engineer names for display in the Web Client. The template has to be stored in the *Templates* section of the Admin Tool / Web Admin Suite.
- **Type:** String
- **Restart required:** no
- **System:** no
- **Optional:** no
- **Example value:** engineer description template name (default value)
- **Since:** 6.11.0

eviction.event.queue.size

- **Module:** cmas-core-cache
- **Description:** The size of the queue holding cache events. The default value is 200000. It is recommended to increase the value slightly (up to 400000) on systems with high traffic or load. [Deprecated - not used for infinispn]
- **Type:** integer
- **Restart required:** yes
- **System:** yes
- **Optional:** no
- **Example value:** 200000 (default value)
- **Since:** 6.4.0

eviction.lifeSpan

- **Module:** cmas-core-cache
- **Description:** Sets the interval (in milliseconds) for cache entry validity. When this time is elapsed, the entry is removed from the cache.
- **Type:** integer
- **Restart required:** yes
- **System:** no
- **Optional:** yes
- **Example value:** 86400000 (default value)
- **Since:** 6.11.1.0

eviction.max.nodes

- **Module:** cmas-core-cache
- **Description:** Sets the maximum size of internal caches. The default value is 100000. Increasing it will lead to higher memory consumption and is not recommended unless explicitly advised by ConSol.

- **Type:** integer
- **Restart required:** yes
- **System:** yes
- **Optional:** no
- **Example value:** 100000 (default value)
- **Since:** 6.4.0

eviction.strategy

- **Module:** cmas-core-cache
- **Description:** Determines the cache eviction strategy. Please see the Infinispan documentation for details.
- **Type:** string
- **Restart required:** yes
- **System:** no
- **Optional:** yes
- **Example value:** LRU, LIRS (default value)
- **Since:** 6.11.1.0

eviction.wakeup.interval

- **Module:** cmas-core-cache
- **Description:** Sets the interval (in milliseconds) between two cache queue event processing cycles. The default value is 3000. It is recommended to decrease it (minimum is 1500) on systems with high traffic or load.
- **Type:** integer
- **Restart required:** yes
- **System:** yes
- **Optional:** no
- **Example value:** 3000 (default value)
- **Since:** 6.4.0

expert.mode

- **Module:** cmas-core-shared
- **Description:** Activates the expert mode in the Admin Tool to unlock extended features. For example, the system property `initialized` is only available in the expert mode.
- **Type:** boolean
- **Restart required:** no
- **System:** yes
- **Optional:** no
- **Example value:** false
- **Since:** 6.0

external.line.access.prefix

- **Module:** cmas-core-server
- **Description:** General prefix to dial before an area code. Set for each customer group separately.
- **Type:** integer
- **Restart required:** no
- **System:** no
- **Optional:** yes
- **Example value:** 411
- **Since:** 6.9.3.0

favoritesSizeLimit

- **Module:** cmweb-server-adapter
- **Description:** Determines the maximum number of items in the favorites.
- **Type:** integer
- **Restart required:** no
- **System:** yes
- **Optional:** no
- **Example value:** 10
- **Since:** 6.0

fetchLock.interval

- **Module:** cmas-workflow-jbpm
- **Description:**
- **Type:** integer
- **Restart required:** no
- **System:** yes
- **Optional:** no
- **Example value:** 5000
- **Removed in:** 6.8.0

fetchSize.strategy

- **Module:** cmas-core-server
- **Description:** Strategy for selecting the fetch size on JDBC result sets.
- **Type:** string
- **Restart required:** no
- **System:** yes
- **Optional:** yes

- **Example value:** FetchSizePageBasedStrategy, FetchSizeThresholdStrategy, FetchSizeFixedStrategy
- **Since:** 6.8.4.1

fetchSize.strategy.FetchSizeFixedStrategy.value

- **Module:** cmas-core-server
- **Description:** Sets the fetch size value if the selected strategy to set the fetch size is `FetchSizeFixedStrategy`. Please do not change this value unless advised by ConSol.
- **Type:** integer
- **Restart required:** no
- **System:** yes
- **Optional:** yes
- **Example value:** 150
- **Since:** 6.8.4.1

fetchSize.strategy.FetchSizePageBasedStrategy.limit

- **Module:** cmas-core-server
- **Description:** Sets the maximum fetch size value if the selected strategy to set the fetch size is `FetchSizePageBasedStrategy`. Please do not change this value unless advised by ConSol.
- **Type:** integer
- **Restart required:** no
- **System:** yes
- **Optional:** yes
- **Example value:** 10000
- **Since:** 6.8.4.1

fetchSize.strategy.FetchSizeThresholdStrategy.value

- **Module:** cmas-core-server
- **Description:** Sets the fetch size threshold border values if the selected strategy to set the fetch size is `FetchSizeThresholdStrategy`. Please do not change this value unless advised by ConSol.
- **Type:** integer
- **Restart required:** no
- **System:** yes
- **Optional:** yes
- **Example value:** 150,300,600,1000
- **Since:** 6.8.4.1

filesystem.polling.threads.number

- **Module:** cmas-nimh
- **Description:** Number of threads started for polling emails from the database queue. The default value is 1.
- **Type:** integer
- **Restart required:** no
- **System:** no
- **Optional:** yes
- **Example value:** 10
- **Since:** 6.4.0

filesystem.polling.threads.shutdown.timeout.seconds

- **Module:** cmas-nimh
- **Description:** Waiting time after the shutdown signal. When the timeout is reached, the thread will be terminated.
- **Type:** integer
- **Restart required:** no
- **System:** no
- **Optional:** yes
- **Example value:** 60 (default value)
- **Since:** 6.4.0

filesystem.polling.threads.watchdog.interval.seconds

- **Module:** cmas-nimh
- **Description:** Determines the interval in seconds to execute the watchdog which checks the activity of the threads of the file system poller.
- **Type:** integer
- **Restart required:** no
- **System:** no
- **Optional:** yes
- **Example value:** 30 (default value)
- **Since:** 6.4.0

filesystem.task.enabled

- **Module:** cmas-nimh
- **Description:** Allows to disable the service thread related to a given poller.
- **Type:** boolean
- **Restart required:** no
- **System:** no

- **Optional:** yes
- **Example value:** true (default value)
- **Since:** 6.4.0

filesystem.task.interval.seconds

- **Module:** cmas-nimh
- **Description:** Default interval (in seconds) for polling the file system.
- **Type:** integer
- **Restart required:** no
- **System:** no
- **Optional:** yes
- **Example value:** 60 (default value)
- **Since:** 6.4.0

filesystem.task.polling.folder

- **Module:** cmas-nimh
- **Description:** Polling folder location which is scanned for emails in the format of `eml` files. The default value is the `mail` subdirectory of the ConSol CM data directory.
- **Type:** string
- **Restart required:** no
- **System:** no
- **Optional:** yes
- **Example value:** `c://cmas//mail`
- **Since:** 6.4.0

filesystem.task.timeout.seconds

- **Module:** cmas-nimh
- **Description:** After this time of inactivity the service thread is considered damaged and automatically restarted. The default value is 120 seconds.
- **Type:** integer
- **Restart required:** no
- **System:** no
- **Optional:** yes
- **Example value:** 60
- **Since:** 6.4.0


filesystem.task.transaction.timeout.seconds

- **Module:** cmas-nimh
- **Description:** Default transaction timeout for transactions fetching emails from the file system. Should be correlated with number of messages fetched at once.

- **Type:** integer
- **Restart required:** no
- **System:** no
- **Optional:** yes
- **Example value:** 60 (default value)
- **Since:** 6.4.0

forward.mails.to.representatives

- **Module:** cmweb-server-adapter
- **Description:** Determines if emails which are manually sent from the Web Client are also sent to representing engineers. The default value of the property is “false”, meaning that this kind of emails are not forwarded to the representing engineer. Set the property to “true” if you want to restore the previous behavior, i.e., all emails which are sent to the represented engineer are automatically forwarded to the representing engineer. Please take into account that this might not be desired if the same person is an engineer and a customer in the CM system.
- **Type:** boolean
- **Restart required:** no
- **System:** no
- **Optional:** no
- **Example value:** false (default value)
- **Since:** 6.11.1.7

 This property only configures the handling of manually sent emails. The handling of automatically sent emails depends on the used Java method.

globalSearchResultSizeLimit

- **Module:** cmweb-server-adapter
- **Description:** Determines the maximum number of results in the quick search.
- **Type:** integer
- **Restart required:** no
- **System:** yes
- **Optional:** no
- **Example value:** 10
- **Since:** 6.0

heartbeat

- **Module:** cmas-core-server
- **Description:** Timestamp that indicates if an instance of the application is connected to the database schema.
- **Type:** integer

- **Restart required:** no
- **System:** yes
- **Optional:** no
- **Example value:** 1234567899
- **Since:** 6.10.5.3

helpFilePath

- **Module:** cmweb-server-adapter
- **Description:** URL for the online help. If not empty, the *Help* link is displayed in the Web Client.
- **Type:** string
- **Restart required:** no
- **System:** yes
- **Optional:** yes
- **Example value:** http://www.consol.de
- **Since:** 6.2.1
- **Removed in:** 6.14.0.0

hibernate.dialect

- **Module:** cmas-setup-hibernate
- **Description:** The database dialect used by hibernate. Set during the initial setup depending on the database system.
- **Type:** string
- **Restart required:** no
- **System:** yes
- **Optional:** no
- **Example value:** org.hibernate.dialect.MySQL5InnoDBDialect
- **Since:** 6.0

hideTicketSubject

- **Module:** cmweb-server-adapter
- **Description:** If set to “true”, the ticket subject is hidden in the Web Client.
- **Type:** boolean
- **Restart required:** no
- **System:** yes
- **Optional:** no
- **Example value:** false
- **Since:** 6.2.1

ignore-queues

- **Module:** cmas-dwh-server
- **Description:** A comma-separated list of queue names which are not transferred to the DWH.
- **Type:** string
- **Restart required:** no
- **System:** yes
- **Optional:** yes
- **Example value:** QueueName1,QueueName2,QueueName3
- **Since:** 6.6.19
- **Removed in:** 6.8.1

index.attachment

- **Module:** cmas-core-index-common
- **Description:** Determines whether the content of attachments is indexed.
- **Type:** boolean
- **Restart required:** no
- **System:** yes
- **Optional:** no
- **Example value:** true
- **Since:** 6.4.3

index.history

- **Module:** cmas-core-index-common
- **Description:** Determines whether ticket and customer history is indexed.
- **Type:** boolean
- **Restart required:** no
- **System:** yes
- **Optional:** no
- **Example value:** false
- **Since:** 6.1.0
- **Removed in:** 6.11.0

index.status

- **Module:** cmas-core-index-common
- **Description:** Index synchronization status, possible values are GREEN, YELLOW or RED. This value is set internally by the index system, please do not change it manually unless advised by ConSol.
- **Type:** string

- **Restart required:** no
- **System:** yes
- **Optional:** no
- **Example value:** GREEN
- **Since:** 6.6.1

index.task.worker.threads

- **Module:** cmas-core-index-common
- **Description:** Sets the number of threads that will be used to execute index tasks. The default value is 1, we recommend to increase it slightly on systems with large indexer load up to a value of 4.
- **Type:** integer
- **Restart required:** no
- **System:** yes
- **Optional:** no
- **Example value:** 1 (default value)
- **Since:** 6.6.14, 6.7.3. Since 6.8.0 and exclusively in 6.6.21 also normal (live) index updates are affected by this property.

index.version.current

- **Module:** cmas-core-index-common
- **Description:** Holds information about the current index version. This value is maintained internally, please do not change it unless advised by ConSol.
- **Type:** integer
- **Restart required:** no
- **System:** yes
- **Optional:** no
- **Example value:** 1 (default value)
- **Since:** 6.7.0

index.version.newest

- **Module:** cmas-core-index-common
- **Description:** Holds information about which index version is considered newest. This value is maintained internally, please do not change it unless advised by ConSol.
- **Type:** integer
- **Restart required:** no
- **System:** yes
- **Optional:** no
- **Example value:** 1 (default value)
- **Since:** 6.7.0

indexed.assets.per.thread.in.memory

- **Module:** cmas-core-index-common
- **Description:** Determines how many assets should be loaded into memory at once, per thread, during indexing.
- **Type:** integer
- **Restart required:** no
- **System:** yes
- **Optional:** no
- **Example value:** 200 (default value)
- **Since:** 6.8.0

indexed.engineers.per.thread.in.memory

- **Module:** cmas-core-index-common
- **Description:** Determines how many engineers should be loaded into memory at once, per thread, during indexing. Increasing it slightly will lead to better indexer performance at the price of higher memory consumption.
- **Type:** integer
- **Restart required:** no
- **System:** yes
- **Optional:** no
- **Example value:** 300 (default value)
- **Since:** 6.6.14, 6.7.3

indexed.resources.per.thread.in.memory

- **Module:** cmas-core-index-common
- **Description:** Determines how many resources should be loaded into memory at once, per thread, during indexing. Increasing it slightly will lead to better indexer performance at the price of higher memory consumption.
- **Type:** integer
- **Restart required:** no
- **System:** yes
- **Optional:** no
- **Example value:** 200 (default value)
- **Since:** 6.10.0.0

indexed.tickets.per.thread.in.memory

- **Module:** cmas-core-index-common
- **Description:** Determines how many tickets should be loaded into memory at once, per thread, during indexing. Increasing it slightly will lead to better indexer performance at the price of higher memory consumption.

- **Type:** integer
- **Restart required:** no
- **System:** yes
- **Optional:** no
- **Example value:** 100 (default value)
- **Since:** 6.6.14, 6.7.3

indexed.units.per.thread.in.memory

- **Module:** cmas-core-index-common
- **Description:** Determines how many customers should be loaded into memory at once, per thread, during indexing. Increasing it slightly will lead to better indexer performance at the price of higher memory consumption.
- **Type:** integer
- **Restart required:** no
- **System:** yes
- **Optional:** no
- **Example value:** 200 (default value)
- **Since:** 6.6.14, 6.7.3

initialized

- **Module:** cmas-setup-manager
- **Description:** Flag indicating if ConSol CM is initialized, i.e. the initial setup has been performed. If this value is missing or not “true”, the setup will be performed. Starting with ConSol CM version 6.11, this property is only available in expert mode.
- **Type:** boolean
- **Restart required:** no
- **System:** yes
- **Optional:** no
- **Example value:** true
- **Since:** 6.0



Be careful with using this property. When you set the value to “false”, the ConSol CM server will perform the system setup at the next start, i.e. all data of the existing system is lost, including system properties.

internal.line.access.prefix

- **Module:** cmas-core-server
- **Description:** Prefix that the company’s telephony system requires for outside lines. Set for each customer group separately.
- **Type:** integer

- **Restart required:** no
- **System:** no
- **Optional:** yes
- **Example value:** 199
- **Since:** 6.9.3.0

is.cmrf.alive

- **Module:** cmas-dwh-server
- **Description:** Defines a threshold timeframe (in seconds) for the check if CMRF is working properly. If no response from CMRF is received in the configured timeframe, the DWH operation status is updated to “error”.
- **Type:** integer
- **Restart required:** no
- **System:** yes
- **Optional:** no
- **Example value:** 1200
- **Since:** 6.7.0
- **Removed in:** 6.14.0.0

java.naming.factory.initial

- **Module:** cmas-dwh-server
- **Description:** Factory class for the DWH context factory.
- **Type:** string
- **Restart required:** no
- **System:** yes
- **Optional:** no
- **Example value:** org.jnp.interfaces.NamingContextFactory
- **Since:** 6.0.1
- **Removed in:** 6.11.0.0

java.naming.factory.url.pkgs

- **Module:** cmas-dwh-server
- **Description:**
- **Type:** string
- **Restart required:** no
- **System:** yes
- **Optional:** no
- **Example value:** org.jboss.naming:org.jnp.interfaces

- **Since:** 6.0.1
- **Removed in:** 6.11.0.0

java.naming.provider.url

- **Module:** cmas-dwh-server
- **Description:** URL of naming provider.
- **Type:** string
- **Restart required:** no
- **System:** yes
- **Optional:** no
- **Example value:** localhost
- **Since:** 6.0.1
- **Removed in:** 6.11.0.0

jmx.full.exposure

- **Module:** cmas-core-server
- **Description:** Controls the availability of methods which can be used to retrieve or delete data from ConSol CM via JMX. The property is set to “false” by default, meaning that these methods cannot be used via JMX. If you set the property to “true”, these methods can be used via JMX to retrieve or delete data.
- **Type:** boolean
- **Restart required:** no
- **System:** yes
- **Optional:** no
- **Example value:** false (default value)
- **Since:** 6.11.2.5



It is strictly recommended to have this property set to “false” on production systems.

jobExecutor.adminMail

- **Module:** cmas-workflow-engine
- **Description:** Email address which will get notified about job execution problems (when retry counter is exceeded).
- **Type:** string
- **Restart required:** no
- **System:** yes
- **Optional:** yes
- **Example value:** admin@consol.de
- **Since:** 6.8.0

jobExecutor.idleInterval

- **Module:** cmas-workflow-jbpm
- **Description:**
- **Type:** integer
- **Restart required:** no
- **System:** yes
- **Optional:** no
- **Example value:** 45000
- **Removed in:** 6.8.0
- **Replaced by:** jobExecutor.idleInterval.seconds

jobExecutor.idleInterval.seconds

- **Module:** cmas-workflow-engine
- **Description:** Determines how often (in seconds) the job executor thread will look for new jobs to execute.
- **Type:** integer
- **Restart required:** no
- **System:** yes
- **Optional:** yes
- **Example value:** 45 (default value up to CM version 6.10.5.2. The default value for CM versions 6.10.5.3 and up is 5)
- **Since:** 6.8.0

jobExecutor.jobExecuteRetryNumber

- **Module:** cmas-workflow-jbpm
- **Description:**
- **Type:** integer
- **Restart required:** no
- **System:** yes
- **Optional:** no
- **Example value:** 5
- **Removed in:** 6.8.0
- **Replaced by:** jobExecutor.jobMaxRetries

jobExecutor.jobMaxRetries

- **Module:** cmas-workflow-engine
- **Description:** Controls the number of retry attempts the job executor will do before declaring a job as failed.
- **Type:** integer

- **Restart required:** no
- **System:** yes
- **Optional:** yes
- **Example value:** 5 (default value)
- **Since:** 6.8.0

jobExecutor.jobMaxRetriesReachedSubject

- **Module:** cmas-workflow-engine
- **Description:** The subject used in the notification email which administrators receive about failed job executions.
- **Type:** string
- **Restart required:** no
- **System:** yes
- **Optional:** yes
- **Example value:** Job maximum retries reached. Job was removed!!! (default value)
- **Since:** 6.8.0

jobExecutor.lockingLimit

- **Module:** cmas-workflow-engine
- **Description:** Maximum number of jobs which can be locked at once (marked for execution) by the job executor thread.
- **Type:** integer
- **Restart required:** no
- **System:** yes
- **Optional:** yes
- **Example value:** 5 (default value since CM version 6.10.5.3)
- **Since:** 6.8.0

jobExecutor.lockTimeout.seconds

- **Module:** cmas-workflow-engine
- **Description:** Determines how long the job can be locked (marked for execution) by the job executor.
- **Type:** integer
- **Restart required:** no
- **System:** yes
- **Optional:** yes
- **Example value:** 360 (default value)
- **Since:** 6.8.0

jobExecutor.mailFrom

- **Module:** cmas-workflow-engine
- **Description:** Email address which will be set as From header for notifications to the administrator.
- **Type:** string
- **Restart required:** no
- **System:** yes
- **Optional:** yes
- **Example value:** jobexecutor@consol.de
- **Since:** 6.8.0

jobExecutor.maxInactivityInterval.minutes

- **Module:** cmas-workflow-engine
- **Description:** Maximum amount of time (in minutes) of allowed job executor inactivity (e.g. when it is blocked by long timer execution). After this time, executor threads are restarted automatically.
- **Type:** integer
- **Restart required:** no
- **System:** yes
- **Optional:** yes
- **Example value:** 30 (default value)
- **Since:** 6.9.2.0

jobExecutor.threads

- **Module:** cmas-workflow-engine
- **Description:** Sets the number of job execution threads.
- **Type:** integer
- **Restart required:** no
- **System:** yes
- **Optional:** yes
- **Example value:** 1 (default value)
- **Since:** 6.8.0

jobExecutor.timerRetryInterval

- **Module:** cmas-workflow-jbpm
- **Description:**
- **Type:** integer
- **Restart required:** no
- **System:** yes

- **Optional:** no
- **Example value:** 10000
- **Removed in:** 6.8.0
- **Replaced by:** `jobExecutor.timerRetryInterval.seconds`

`jobExecutor.timerRetryInterval.seconds`

- **Module:** `cmas-workflow-engine`
- **Description:** Determines how long (in seconds) the job executor thread will wait before a retry after an error occurs during job execution.
- **Type:** integer
- **Restart required:** no
- **System:** yes
- **Optional:** yes
- **Example value:** 10 (default up to CM version 6.10.5.2. The default value for CM versions 6.10.5.3 and up is 30)
- **Since:** 6.8.0

`jobExecutor.txTimeout.seconds`

- **Module:** `cmas-workflow-engine`
- **Description:** Transaction timeout used for job execution.
- **Type:** integer
- **Restart required:** no
- **System:** yes
- **Optional:** yes
- **Example value:** 60 (default value)
- **Since:** 6.8.0

`kerberos.v5.enabled`

- **Module:** `cmas-core-security`
- **Description:** Indicates whether user authentication using SSO via Kerberos is enabled.
- **Type:** boolean
- **Restart required:** no
- **System:** yes
- **Optional:** no
- **Example value:** false (default value if Kerberos was not enabled during system setup)
- **Since:** 6.2.0

`kerberos.v5.username.regex`

- **Module:** `cmas-core-security`
- **Description:** Regular expression used for mapping Kerberos principals to CM user login names.

- **Type:** string
- **Restart required:** no
- **System:** yes
- **Optional:** no
- **Example value:** (.*)@.*
- **Since:** 6.2.0

last.config.change

- **Module:** cmas-core-server
- **Description:** Random UUID created during the last configuration change. This is a value maintained internally, please do not change it unless advised by ConSol.
- **Type:** string
- **Restart required:** no
- **System:** yes
- **Optional:** no
- **Example value:** 2573c7b7-2bf5-47ff-b5a2-bad31951a266
- **Since:** 6.1.0, 6.2.1

last.config.change.templates

- **Module:** cmas-core-server
- **Description:** Random UUID created during the last change in templates. This is a value maintained internally, please do not change it unless advised by ConSol.
- **Type:** string
- **Restart required:** no
- **System:** yes
- **Optional:** no
- **Example value:** 2573c7c7-2af5-4eff-b9c2-bad31951a266
- **Since:** 6.10.5.0

last.ping.timestamp

- **Module:** cmas-dwh-server
- **Description:** Internal DWH property, not to be changed manually. This property shows the status of CMRF and is filled automatically by the CMRF. It contains the date of the last response on the ping from the ConSol CM server to the CMRF.
- **Type:** string
- **Restart required:** no
- **System:** yes
- **Optional:** yes
- **Example value:** 32323214
- **Since:** 6.11.0.1

last.success.live.timestamp

- **Module:** cmas-dwh-server
- **Description:** Internal DWH property, not to be changed manually.
- **Type:** string
- **Restart required:** no
- **System:** yes
- **Optional:** yes
- **Example value:** 13232762
- **Since:** 6.11.2.0

ldap.authentication

- **Module:** cmas-core-security
- **Description:** LDAP authentication method used when using LDAP authentication. Possible values are “anonymous” and “simple”.
- **Type:** string
- **Restart required:** yes
- **System:** yes
- **Optional:** no
- **Example value:** simple (default value)
- **Since:** 6.0
- **Removed in:** 6.14.0.0

ldap.basedn

- **Module:** cmas-core-security
- **Description:** Base DN used for looking up LDAP user accounts when using LDAP authentication.
- **Type:** string
- **Restart required:** no
- **System:** yes
- **Optional:** no
- **Example value:** ou=accounts,dc=consol,dc=de
- **Since:** 6.0
- **Removed in:** 6.14.0.0

ldap.certificate.basedn

- **Module:** cmas-core-server
- **Description:** Base DN for the certificate location in the LDAP tree. Since version 6.14.0.0 this property is mandatory. In earlier CM versions, if not set, the value of the property `cmas-core-security`, `ldap.basedn` is used.
- **Type:** string

- **Restart required:** no
- **System:** yes
- **Optional:** yes
- **Example value:** ou=accounts,dc=consol,dc=de
- **Since:** 6.8.4

ldap.certificate.content.attribute

- **Module:** cmas-core-server
- **Description:** Name of the LDAP attribute where the certificate data is stored in the LDAP tree.
- **Type:** string
- **Restart required:** no
- **System:** yes
- **Optional:** yes
- **Example value:** usercertificate (default value)
- **Since:** 6.8.4

ldap.certificate.password

- **Module:** cmas-core-server
- **Description:** Password of the LDAP certificate manager. Since version 6.14.0.0 this property is mandatory. In earlier CM versions, if not set, the value of the property `cmas-core-security, ldap.password` is used.
- **Type:** string
- **Restart required:** no
- **System:** yes
- **Optional:** yes
- **Since:** 6.8.4

ldap.certificate.providerurl

- **Module:** cmas-core-server
- **Description:** URL of the LDAP certificate provider. Since version 6.14.0.0 this property is mandatory. In earlier CM versions, if not set, the value of the property `cmas-core-security, ldap.providerurl` is used.
- **Type:** string
- **Restart required:** no
- **System:** yes
- **Optional:** yes
- **Example value:** ldap://myserver.consol.de:389
- **Since:** 6.8.4

ldap.certificate.searchattr

- **Module:** cmas-core-server
- **Description:** LDAP attribute name used to search for certificates in the LDAP tree.
- **Type:** string
- **Restart required:** no
- **System:** yes
- **Optional:** yes
- **Example value:** mail (default value)
- **Since:** 6.8.4

ldap.certificate.userdn

- **Module:** cmas-core-server
- **Description:** DN of the LDAP certificate manager. Since version 6.14.0.0 this property is mandatory. In earlier CM versions, if not set, the value of the property `cmas-core-security, ldap.userdn` is used.
- **Type:** string
- **Restart required:** no
- **System:** yes
- **Optional:** yes
- **Since:** 6.8.4

ldap.contact.NAME.basedn

- **Module:** cmas-core-security
- **Description:** Base path to search for the contact DN by LDAP ID.
- **Type:** string
- **Restart required:** no
- **System:** no
- **Optional:** yes
- **Example value:** ou=accounts,dc=consol,dc=de
- **Since:** 6.9.3.0

ldap.contact.NAME.password

- **Module:** cmas-core-security
- **Description:** Password to look up the contact DN by LDAP ID. If not set, the anonymous account is used.
- **Type:** string
- **Restart required:** no
- **System:** no

- **Optional:** yes
- **Since:** 6.9.3.0

ldap.contact.NAME.providerurl

- **Module:** cmas-core-security
- **Description:** Address of the LDAP server (ldap[s]://host:port) used for contact authentication.
- **Type:** string
- **Restart required:** no
- **System:** no
- **Optional:** yes
- **Example value:** ldap://ldap.consol.de:389
- **Since:** 6.9.3.0

ldap.contact.NAME.searchattr

- **Module:** cmas-core-security
- **Description:** Attribute to search for the contact DN by LDAP ID (e.g. uid).
- **Type:** string
- **Restart required:** no
- **System:** no
- **Optional:** yes
- **Example value:** uid
- **Since:** 6.9.3.0

ldap.contact.NAME.userdn

- **Module:** cmas-core-security
- **Description:** User DN to look up contact DN by LDAP ID. If not set, the anonymous account is used.
- **Type:** string
- **Restart required:** no
- **System:** no
- **Optional:** yes
- **Since:** 6.9.3.0

ldap.engineer.NAME.basedn

- **Module:** cmas-core-security
- **Description:** Base DN used for looking up LDAP user accounts when using LDAP authentication.
- **Type:** string
- **Restart required:** no
- **System:** yes

- **Optional:** no
- **Example value:** ou=accounts,dc=consol,dc=de
- **Since:** 6.14.0.0

ldap.engineer.NAME.password

- **Module:** cmas-core-security
- **Description:** Password for connecting to LDAP to look up users when using LDAP authentication. Only needed if lookup cannot be performed anonymously.
- **Type:** password
- **Restart required:** no
- **System:** yes
- **Optional:** yes
- **Since:** 6.14.0.0

ldap.engineer.NAME.providerurl

- **Module:** cmas-core-security
- **Description:** URL to LDAP provider, when using LDAP authentication.
- **Type:** string
- **Restart required:** no
- **System:** yes
- **Optional:** no
- **Example value:** ldap://myserver.consol.de:389
- **Since:** 6.14.0.0

ldap.engineer.NAME.searchattr

- **Module:** cmas-core-security
- **Description:** Search attribute for looking up the LDAP entries associated with a CM login.
- **Type:** string
- **Restart required:** no
- **System:** yes
- **Optional:** no
- **Example value:** uid
- **Since:** 6.14.0.0

ldap.engineer.NAME.userdn

- **Module:** cmas-core-security
- **Description:** LDAP user for connecting to LDAP to look up users when using LDAP authentication. Only needed if the lookup cannot be performed anonymously.
- **Type:** string
- **Restart required:** no

- **System:** yes
- **Optional:** yes
- **Since:** 6.14.0.0

ldap.initialcontextfactory

- **Module:** cmas-core-security
- **Description:** Class name for the initial context factory of the LDAP implementation when using LDAP authentication. Usually this is `com.sun.jndi.ldap.LdapCtxFactory`.
- **Type:** string
- **Restart required:** yes
- **System:** yes
- **Optional:** no
- **Example value:** com.sun.jndi.ldap.LdapCtxFactory
- **Since:** 6.0

ldap.password

- **Module:** cmas-core-security
- **Description:** Password for connecting to LDAP to look up users when using LDAP authentication. Only needed if lookup cannot be performed anonymously.
- **Type:** password
- **Restart required:** no
- **System:** yes
- **Optional:** yes
- **Since:** 6.1.2
- **Removed in:** 6.14.0.0

ldap.providerurl

- **Module:** cmas-core-security
- **Description:** URL to LDAP provider, when using LDAP authentication.
- **Type:** string
- **Restart required:** no
- **System:** yes
- **Optional:** no
- **Example value:** ldap://myserver.consol.de:389
- **Since:** 6.0
- **Removed in:** 6.14.0.0

ldap.searchattr

- **Module:** cmas-core-security
- **Description:** Search attribute for looking up the LDAP entries associated with a CM login.

- **Type:** string
- **Restart required:** no
- **System:** yes
- **Optional:** no
- **Example value:** uid
- **Since:** 6.0
- **Removed in:** 6.14.0.0

ldap.userdn

- **Module:** cmas-core-security
- **Description:** LDAP user for connecting to LDAP to look up users when using LDAP authentication. Only needed if the lookup cannot be performed anonymously.
- **Type:** string
- **Restart required:** no
- **System:** yes
- **Optional:** yes
- **Since:** 6.1.2
- **Removed in:** 6.14.0.0

live.calculation.enabled

- **Module:** cmas-dwh-server
- **Description:** Determines if the CMRF should perform an update for the date since the last successful processing of a live package or the last update, whatever happened later. Please do not change this property unless advised by ConSol.
- **Type:** boolean
- **Restart required:** no
- **System:** yes
- **Optional:** yes
- **Example value:** false
- **Since:** 6.11.2.0

live.error

- **Module:** cmas-dwh-server
- **Description:** Internal DWH property, not to be changed manually.
- **Type:** boolean
- **Restart required:** no
- **System:** yes
- **Optional:** yes

- **Example value:** false
- **Since:** 6.11.1.0

live.start

- **Module:** cmas-dwh-server
- **Description:** When the DWH synchronization mode is set to LIVE using the Admin Tool (navigation group *Data Warehouse*, navigation item *Administration, Configuration* button), this property is created and set to the current date. If LIVE mode is not enabled and there is no data in `cmas_dwh_ser_sync_object`, the property `live.start` is deleted.
- **Type:** integer
- **Restart required:** no
- **System:** no
- **Optional:** yes (automatically added in DWH "LIVE" mode)
- **Example value:** 15028802377645
- **Since:** 6.7.0

local.country.prefix

- **Module:** cmas-core-server
- **Description:** Prefix of the local country code. Set for each customer group separately.
- **Type:** integer
- **Restart required:** no
- **System:** no
- **Optional:** yes
- **Example value:** 48
- **Since:** 6.9.3.0

mail.attachments.validation.handling

- **Module:** cmas-nimh-extension
- **Description:** Defines the behaviour of the system for incoming emails which contain an attachment of a type not listed in the property `attachment.allowed.types`. Possible values are:
 - **pass_rename:** Disarms the attachments by renaming the file extension and lets the email pass.
 - **pass_ignore:** Leaves the attachments untouched and lets the email pass.
 - **reject_email:** Rejects the email with a notification to the sender.
- **Type:** string
- **Restart required:** no
- **System:** yes
- **Optional:** no

- **Example value:** pass_rename (default value)
- **Since:** 6.13.0.9

mail.attachments.validation.info.sender

- **Module:** cmas-nimh-extension
- **Description:** Sets the From header for error notification emails which are sent when the validation of the attachment type fails.
- **Type:** string
- **Restart required:** no
- **System:** yes
- **Optional:** no
- **Example value:** admin@mail.com
- **Since:** 6.7.5

mail.attachments.validation.info.subject

- **Module:** cmas-nimh-extension
- **Description:** Sets the subject for error notification emails which are sent when the validation of the attachment type fails.
- **Type:** string
- **Restart required:** no
- **System:** yes
- **Optional:** no
- **Example value:** Email was not processed because its attachments were rejected!
- **Since:** 6.7.5

mail.db.archive

- **Module:** cmas-nimh-extension
- **Description:** If property is set to “true”, incoming emails are automatically archived in the database.
- **Type:** boolean
- **Restart required:** no
- **System:** yes
- **Optional:** yes
- **Example value:** false (default value)
- **Since:** 6.8.5.5

mail.encryption

- **Module:** cmas-core-server
- **Description:** If the property is set to “true”, the encryption checkbox in the email editor of the Web Client is checked by default. The default value of the property is “false”.

- **Type:** boolean
- **Restart required:** no
- **System:** yes
- **Optional:** no
- **Example value:** true
- **Since:** 6.8.4.0

mail.error.from.address

- **Module:** cmas-nimh-extension
- **Description:** Sets the From address for error notification emails which are sent when the email processing fails.
- **Type:** email
- **Restart required:** no
- **System:** yes
- **Optional:** no
- **Example value:** myuser@consol.de
- **Since:** 6.4.0

mail.error.to.address

- **Module:** cmas-nimh-extension
- **Description:** Sets the To address for error notification emails which are sent when the email processing fails. As a default the value of the property `admin.email` is used.
- **Type:** email
- **Restart required:** no
- **System:** yes
- **Optional:** no
- **Example value:** myuser@consol.de
- **Since:** 6.4.0

mail.from

- **Module:** cmweb-server-adapter
- **Description:** Central sender address to be used for email communication. The value set here appears as sender of emails sent from ConSol CM.
- **Type:** string
- **Restart required:** no
- **System:** yes
- **Optional:** yes
- **Example value:** consolcm@example.com
- **Since:** 6.1.2

mail.notification.engineerChange

- **Module:** cmas-core-server
- **Description:** Determines whether notification emails should be sent when the assignee of a ticket is changed.
- **Type:** boolean
- **Restart required:** no
- **System:** yes
- **Optional:** no
- **Example value:** true
- **Since:** 6.1.0

mail.notification.sender

- **Module:** cmas-core-server
- **Description:** Defines the From address (sender) for system notification emails which are sent when the assignee of a case is changed. If not set, the value in the `from` tag in the notification template is used instead. If this is unset too, the value of the `mail.from` property is used.
- **Type:** string
- **Restart required:** no
- **System:** yes
- **Optional:** yes
- **Example value:** cm6notification@cm6installation
- **Since:** 6.6.3

mail.on.error

- **Module:** cmas-nimh-extension
- **Description:** If set to “true”, an error notification email is sent to the configured address if an email could not be processed.
- **Type:** boolean
- **Restart required:** no
- **System:** no
- **Optional:** yes
- **Example value:** true (default)
- **Since:** 6.4.0

mail.redelivery.retry.count

- **Module:** cmas-core-server
- **Description:** Number of redelivery attempts of an outgoing email.
- **Type:** integer
- **Restart required:** no
- **System:** yes

- **Optional:** no
- **Example value:** 3
- **Since:** 6.1.0

mail.reply.to

- **Module:** cmweb-server-adapter
- **Description:** Central reply-to address to be used for email communication. The value set here controls the reply-to header of emails sent from ConSol CM.
- **Type:** string
- **Restart required:** no
- **System:** yes
- **Optional:** yes
- **Example value:** consolcm@example.com
- **Since:** 6.0.1

mail.sender.address

- **Module:** cmas-workflow-jbpm
- **Description:** From address for emails from the workflow engine.
- **Type:** string
- **Restart required:** no
- **System:** yes
- **Optional:** no
- **Example value:** myuser@consol.de
- **Removed in:** 6.8.0
- **Replaced by:** jobExecutor.mailFrom

mail.smtp.email

- **Module:** cmas-core-server
- **Description:** SMTP URL for outgoing emails
- **Type:** string
- **Restart required:** no
- **System:** yes
- **Optional:** no
- **Example value:** smtp://mail.mydomain.com:25
- **Since:** 6.0

mail.smtp.email.password

- **Module:** cmas-core-server
- **Description:** SMTP password for outgoing emails. If this property is set, it takes precedence over the value from the SMTP URL.
- **Type:** password
- **Restart required:** no
- **System:** yes
- **Optional:** yes
- **Example value:** password
- **Since:** 6.11.2.2

mail.smtp.email.user

- **Module:** cmas-core-server
- **Description:** SMTP user name for outgoing emails. If this property is set, it takes precedence over the value from the SMTP URL.
- **Type:** string
- **Restart required:** no
- **System:** yes
- **Optional:** yes
- **Example value:** myuser
- **Since:** 6.11.2.2

mail.smtp.envelopesender

- **Module:** cmas-core-server
- **Description:** Email address used as a sender in SMTP envelope. If not set, the From address of the email is used.
- **Type:** string
- **Restart required:** no
- **System:** yes
- **Optional:** no
- **Example value:** mysender@mydomain.com
- **Since:** 6.5.7

mail.smtp.tls.enabled

- **Module:** cmas-core-server
- **Description:** Activates SMTP via SSL/TLS (SMTPS) for sending emails from the Web Client and scripts. The default value is "false". If it is set to "true", SMTPS is activated for sending emails.
- **Type:** boolean
- **Restart required:** yes
- **System:** no

- **Optional:** yes
- **Example value:** true
- **Since:** 6.11.1.6

mail.ticketname.pattern

- **Module:** cmas-nimh-extension
- **Description:** Regular expression pattern used to identify the ticket name in the subject of incoming mails.
- **Type:** string
- **Restart required:** no
- **System:** yes
- **Optional:** no
- **Example value:** .*?Ticket\s+\((\S+)\).
- **Since:** 6.4.0
- **Removed in:** 6.12.0.5

mailbox.<NUMBER>.name

- **Module:** cmas-nimh
- **Description:** Identifier (name) of the mailbox.
- **Type:** string
- **Restart required:** no
- **System:** no
- **Optional:** yes
- **Example value:** myEmailAddress
- **Since:** 6.11.2.0

mailbox.1.connection.host

- **Module:** cmas-nimh
- **Description:** Host (server) for first configured mailbox. Will overwrite the default parameter `mailbox.default.connection.host`.

mailbox.1.connection.password

- **Module:** cmas-nimh
- **Description:** Password for first configured mailbox. Will overwrite the default parameter `mailbox.default.connection.password`.

mailbox.1.connection.port

- **Module:** cmas-nimh
- **Description:** Port for first configured mailbox. Will overwrite the default parameter `mailbox.default.connection.port`.

mailbox.1.connection.protocol

- **Module:** cmas-nimh
- **Description:** Protocol (e.g., IMAP or POP3) for first configured mailbox. Will overwrite the default parameter `mailbox.default.connection.protocol`.

mailbox.1.connection.username

- **Module:** cmas-nimh
- **Description:** User name for first configured mailbox. Will overwrite the default parameter `mailbox.default.connection.username`.

mailbox.2.connection.host

- **Module:** cmas-nimh
- **Description:** Host (server) for second configured mailbox. Will overwrite the default parameter `mailbox.default.connection.host`.

mailbox.2.connection.password

- **Module:** cmas-nimh
- **Description:** Password for second configured mailbox. Will overwrite the default parameter `mailbox.default.connection.password`.

mailbox.2.connection.port

- **Module:** cmas-nimh
- **Description:** Port for second configured mailbox. Will overwrite the default parameter `mailbox.default.connection.port`.

mailbox.2.connection.protocol

- **Module:** cmas-nimh
- **Description:** Protocol (e.g., IMAP or POP3) for second configured mailbox. Will overwrite the default parameter `mailbox.default.connection.protocol`.

mailbox.2.connection.username

- **Module:** cmas-nimh
- **Description:** User name for second configured mailbox. Will overwrite the default parameter `mailbox.default.connection.username`.

 For all NIMH-related mailbox properties, the following principle is used: a default property is defined (e.g. `mailbox.default.connection.port`). If no mailbox-specific value is configured, this default value will be used.

mailbox.default.connection.host

- **Module:** cmas-nimh
- **Description:** Host (server name) of a given mailbox which the poller reads emails from.
- **Type:** string

- **Restart required:** no
- **System:** no
- **Optional:** yes
- **Example value:** 10.10.1.157
- **Since:** 6.4.0

mailbox.default.connection.password

- **Module:** cmas-nimh
- **Description:** Password for given mailbox which the poller reads emails from.
- **Type:** password
- **Restart required:** no
- **System:** no
- **Optional:** yes
- **Example value:** consol
- **Since:** 6.4.0

mailbox.default.connection.port

- **Module:** cmas-nimh
- **Description:** Port of a given mailbox which the poller reads emails from.
- **Type:** string
- **Restart required:** no
- **System:** no
- **Optional:** yes
- **Example value:** 143
- **Since:** 6.4.0

mailbox.default.connection.protocol

- **Module:** cmas-nimh
- **Description:** The protocol used by the email poller, e.g. IMAP or POP3.
- **Type:** string
- **Restart required:** no
- **System:** no
- **Optional:** yes
- **Example value:** imap
- **Since:** 6.4.0

mailbox.default.connection.username

- **Module:** cmas-nimh
- **Description:** User name for a given mailbox which the poller reads emails from.

- **Type:** string
- **Restart required:** no
- **System:** no
- **Optional:** yes
- **Example value:** username
- **Since:** 6.4.0

mailbox.default.session.mail.debug

- **Module:** cmas-nimh
- **Description:** JavaMail property, see [JavaMail API documentation](#). Allows for more detailed JavaMail session debugging.
- **Type:** boolean
- **Restart required:** no
- **System:** no
- **Optional:** yes
- **Example value:** true
- **Since:** 6.4.0

mailbox.default.session.mail.mime.address.strict

- **Module:** cmas-nimh
- **Description:** JavaMail property, see [JavaMail API documentation](#). If this property is set to "false", the parsing of the email headers is less strict. Therefore, more emails with non-RFC-compliant headers will be imported into the system, instead of being stored in the email backups in the Admin Tool / Web Admin Suite.
- **Type:** boolean
- **Restart required:** no
- **System:** no
- **Optional:** yes
- **Example value:** false (default value)
- **Since:** 6.4.0

mailbox.default.session.mail.<PROTOCOL>.connectiontimeout

- **Module:** cmas-nimh
- **Description:** JavaMail property, see [JavaMail API documentation](#). Determines the connection timeout in milliseconds.
- **Type:** integer
- **Restart required:** no
- **System:** no
- **Optional:** yes

- **Example value:** 3000
- **Since:** 6.4.0 (IMAP and POP3) / 6.11.2.0 (IMAPS and POP3S)

mailbox.default.session.mail.<PROTOCOL>.fetchsize

- **Module:** cmas-nimh
- **Description:** JavaMail property, see [JavaMail API documentation](#). Determines the size of partial fetch in bytes for the indicated protocol.
- **Type:** integer
- **Restart required:** no
- **System:** yes
- **Optional:** yes
- **Example value:** 1048576 (default value)
- **Since:** 6.9.4.0 (IMAP and POP3) / 6.11.2.0 (IMAPS and POP3S)

mailbox.default.session.mail.<PROTOCOL>.partialfetch

- **Module:** cmas-nimh
- **Description:** JavaMail property, see [JavaMail API documentation](#). Determines whether the protocol's partial fetch capability should be used.
- **Type:** boolean
- **Restart required:** no
- **System:** no
- **Optional:** yes
- **Example value:** false (default value)
- **Since:** 6.9.4.0 (IMAP and POP3) / 6.11.2.0 (IMAPS and POP3S)

mailbox.default.session.mail.<PROTOCOL>.timeout

- **Module:** cmas-nimh
- **Description:** JavaMail property, see [JavaMail API documentation](#). Determines the I/O timeout in milliseconds.
- **Type:** integer
- **Restart required:** no
- **System:** no
- **Optional:** yes
- **Example value:** 120 for IMAP(S) and 3000 for POP3(S)
- **Since:** 6.4.0 (IMAP and POP3), 6.11.2.0 (IMAPS and POP3S)

mailbox.default.task.delete.read.messages

- **Module:** cmas-nimh
- **Description:** Defines whether messages should be removed from the mailbox after processing. For the IMAP protocol messages are marked as SEEN by default. For the POP3 protocol, this property is ignored and the emails are always deleted from the email server after they were processed successfully.
- **Type:** boolean
- **Restart required:** no
- **System:** no
- **Optional:** yes
- **Example value:** false (default value)
- **Since:** 6.4.0, changed in 6.12.1.0

mailbox.default.task.enabled

- **Module:** cmas-nimh
- **Description:** With this property, the service thread related to the given poller can be disabled.
- **Type:** boolean
- **Restart required:** no
- **System:** no
- **Optional:** yes
- **Example value:** true (default value)
- **Since:** 6.4.0

mailbox.default.task.interval.seconds

- **Module:** cmas-nimh
- **Description:** Default interval (in seconds) for polling mailboxes.
- **Type:** integer
- **Restart required:** no
- **System:** no
- **Optional:** yes
- **Example value:** 60 (default value)
- **Since:** 6.4.0

mailbox.default.task.max.message.size

- **Module:** cmas-nimh
- **Description:** Maximum size of email messages (i.e., email plus attachment). Emails exceeding the size limit will not be automatically processed by NIMH but will be stored in the database (table `cmas_nimh_archived_mail`) and will therefore appear in the email backups in the Admin Tool / Web Admin Suite. From there they can be resent, downloaded to the file system, or deleted. For those operations the message size is not relevant.

- **Type:** integer
- **Restart required:** no
- **System:** no
- **Optional:** yes
- **Example value:** 10485760 (default value, 10 MB)
- **Since:** 6.4.0

mailbox.default.task.max.messages.per.run

- **Module:** cmas-nimh
- **Description:** Number of messages fetched at once from the mailbox. Must be correlated with the transaction timeout. The default value is 20.
- **Type:** integer
- **Restart required:** no
- **System:** no
- **Optional:** yes
- **Example value:** 60
- **Since:** 6.4.0

mailbox.default.task.timeout.seconds

- **Module:** cmas-nimh
- **Description:** After this time of inactivity the service thread is considered damaged and automatically restarted. The default value is 120 seconds.
- **Type:** integer
- **Restart required:** no
- **System:** no
- **Optional:** yes
- **Example value:** 60
- **Since:** 6.4.0

mailbox.default.task.transaction.timeout.seconds

- **Module:** cmas-nimh
- **Description:** Default transaction timeout (in seconds) for email fetching transactions. Should be correlated with number of messages fetched at once.
- **Type:** integer
- **Restart required:** no
- **System:** no
- **Optional:** yes
- **Example value:** 60 (default value)
- **Since:** 6.4.0

mailbox.polling.threads.mail.log.enabled

- **Module:** cmas-nimh
- **Description:** Enables email logging which is especially crucial in cluster environments (used as semaphore there).
- **Type:** boolean
- **Restart required:** no
- **System:** no
- **Optional:** yes
- **Example value:** true (default value)
- **Since:** 6.9.4.1

mailbox.polling.threads.number

- **Module:** cmas-nimh
- **Description:** Number of threads for accessing mailboxes.
- **Type:** integer
- **Restart required:** no
- **System:** no
- **Optional:** yes
- **Example value:** 1 (default value)
- **Since:** 6.4.0

mailbox.polling.unstorable.backup.folder

- **Module:** cmas-nimh
- **Description:** Folder on the file system which is used to store emails whose processing failed and which could not be stored in the database either. The value of the property should be the path to the data directory followed by `/mail/unstorable`.
- **Type:** string
- **Restart required:** no
- **System:** no
- **Optional:** yes
- **Example value:** c:/cmas/mail/unstorable
- **Since:** 6.11.2.7

mailSender.executionInterval.seconds

- **Module:** cmas-core-server
- **Description:** Determines the period in seconds before the system checks if there are new emails to be sent.
- **Type:** integer
- **Restart required:** no
- **System:** no

- **Optional:** yes
- **Example value:** 10
- **Since:** 6.12.0.0

mailSender.lockingLimit

- **Module:** cmas-core-server
- **Description:** Determines the number of emails fetched from the database for sending in a single transaction.
- **Type:** integer
- **Restart required:** no
- **System:** no
- **Optional:** yes
- **Example value:** 1
- **Since:** 6.12.0.0

mailSender.lockTimeout.seconds

- **Module:** cmas-core-server
- **Description:** Determines the period in seconds before a locked email is released for another lock.
- **Type:** integer
- **Restart required:** no
- **System:** no
- **Optional:** yes
- **Example value:** 199
- **Since:** 6.12.0.0

mailSender.maxAttempts

- **Module:** cmas-core-server
- **Description:** Determines the maximum number of attempts, including the first attempt, before an email is removed.
- **Type:** integer
- **Restart required:** no
- **System:** no
- **Optional:** yes
- **Example value:** 3
- **Since:** 6.12.0.0

mailSender.nodeId

- **Module:** cmas-core-server
- **Description:** Determines the ID of the node on which the thread for sending emails is started (only in clustered environments). If the value is "all" or no value is provided, the threads are started on every node.
- **Type:** string
- **Restart required:** no
- **System:** no
- **Optional:** yes
- **Example value:** all
- **Since:** 6.12.0.0

mailSender.retryInterval.seconds

- **Module:** cmas-core-server
- **Description:** Determines the period in seconds before another attempt to send an email is made, if the previous attempt failed.
- **Type:** integer
- **Restart required:** no
- **System:** no
- **Optional:** yes
- **Example value:** 60
- **Since:** 6.12.0.0

mailSender.threads.number

- **Module:** cmas-core-server
- **Description:** Determines the number of threads for sending emails.
- **Type:** integer
- **Restart required:** no
- **System:** no
- **Optional:** yes
- **Example value:** 1
- **Since:** 6.12.0.0

mailSender.txTimeout.seconds

- **Module:** cmas-core-server
- **Description:** Determines the transaction timeout for sending emails in seconds.
- **Type:** integer
- **Restart required:** no
- **System:** no

- **Optional:** yes
- **Example value:** 60
- **Since:** 6.12.0.0

mailTemplateAboveQuotedText

- **Module:** cmweb-server-adapter
- **Description:** Determines the behavior of the email template in the email editor when another email is quoted, i.e. forwarded or replied to. Often used to place the signature correctly.
- **Type:** boolean
- **Restart required:** no
- **System:** yes
- **Optional:** no
- **Example value:** false
- **Since:** 6.2.4

max.licences.perUser

- **Module:** cmas-core-server
- **Description:** Sets the maximum number of licenses which a single user can use (e.g., logging in from different browsers). By default this value is not restricted.
- **Type:** integer
- **Restart required:** no
- **System:** yes
- **Optional:** yes
- **Example value:** 10
- **Since:** 6.8.4.5

maxSizePerPagemapInMegaBytes

- **Module:** cmweb-server-adapter
- **Description:** The parameter defines the size (in MB) of the file which is created by the Wicket framework per user session. i.e. for each engineer which is currently logged in. The file is used to save pages during the running session. When the defined size limit has been reached and new entries are added, the oldest entries are removed. An engineer who works with an "old" page is redirected to the start page in the Web Client, when the page is removed from the file. This parameter can be increased if engineers work with a great number of open tabs and complain about being redirected to the start page. In large systems, you could use e.g. a value of 45 or 50. Since this is the size of the file which is saved on disk, the maximum value depends on the available disk space, however, a value which is too large is not recommended either.
- **Type:** integer
- **Restart required:** yes
- **System:** yes
- **Optional:** no

- **Example value:** 15
- **Since:** 6.3.5

metabase.secret.key

- **Module:** cmas-analytics
- **Description:** Determines the string used to generate the private key used to validate Metabase JWT messages. Needs to match the setting *String used by the JWT signing key* in the Metabase configuration.
- **Type:** string
- **Restart required:** no
- **System:** no
- **Optional:** no
- **Example value:** 50e2230c98344f183c996e6a3954c1a1e43ed100cc36f4ea093800aa2d8a1075
- **Since:** 6.13.0.0

metabase.url

- **Module:** cmas-analytics
- **Description:** Determines the URL where the Metabase application runs. Needs to match the setting *Site URL* in the Metabase configuration.
- **Type:** string
- **Restart required:** no
- **System:** no
- **Optional:** no
- **Example value:** http://localhost:3000 (default value)
- **Since:** 6.13.0.0

ml.evict.unused.after.hours

- **Module:** cmas-core-server
- **Description:** The number of hours after which a machine learning model is evicted from cache if it is not used. The ConSol CM server checks every hour for machine learning models to evict.
- **Type:** integer
- **Restart required:** no
- **System:** yes
- **Optional:** no
- **Example value:** 24 (default value)
- **Since:** 6.13.0.0

ml.learn.worker.threads

- **Module:** cmas-core-server
- **Description:** The number of threads that a machine learning algorithm can use while training its machine learning model.
- **Type:** integer
- **Restart required:** no
- **System:** yes
- **Optional:** no
- **Example value:** 1 (default value)
- **Since:** 6.13.0.0

monitoring.engineer.login

- **Module:** cmas-core-server
- **Description:** Login for the special user (engineer) used for monitoring.
- **Type:** string
- **Restart required:** no
- **System:** yes
- **Optional:** yes
- **Example value:** nagios
- **Since:** 6.9.3.0

monitoring.unit.login

- **Module:** cmas-core-server
- **Description:** Login for the special user (contact) used for monitoring.
- **Type:** string
- **Restart required:** no
- **System:** yes
- **Optional:** yes
- **Example value:** nagios
- **Since:** 6.9.3.0

nimh.enabled

- **Module:** cmas-core-server
- **Description:** Enables the NIMH service which controls email polling and processing in ConSol CM. Must be suffixed with NODEID in cluster environments e.g. `nimh.enabled.NODEID = "true"`.
- **Type:** boolean
- **Restart required:** no
- **System:** no

- **Optional:** yes
- **Example value:** false
- **Since:** 6.9.4.0

notification.error.description

- **Module:** cmas-dwh-server
- **Description:** Defines the text for error emails from the DWH.
- **Type:** string
- **Restart required:** no
- **System:** yes
- **Optional:** no
- **Example value:** Error occurred
- **Since:** 6.0.1

notification.error.from

- **Module:** cmas-dwh-server
- **Description:** Defines the From address for error emails from the DWH.
- **Type:** string
- **Restart required:** no
- **System:** yes
- **Optional:** yes
- **Example value:** myuser@consol.de
- **Since:** 6.0.1

notification.error.subject

- **Module:** cmas-dwh-server
- **Description:** Defines the email subject for error emails from the DWH.
- **Type:** string
- **Restart required:** no
- **System:** yes
- **Optional:** no
- **Example value:** Error occurred
- **Since:** 6.0.1

notification.error.to

- **Module:** cmas-dwh-server
- **Description:** Defines the To address for error emails from the DWH.
- **Type:** string
- **Restart required:** no

- **System:** yes
- **Optional:** no
- **Example value:** myuser@consol.de
- **Since:** 6.0.1

notification.finished_successfully.description

- **Module:** cmas-dwh-server
- **Description:** Defines the text for emails from the DWH when a transfer finishes successfully.
- **Type:** string
- **Restart required:** no
- **System:** yes
- **Optional:** no
- **Example value:** Transfer finished successfully
- **Since:** 6.0.1

notification.finished_successfully.from

- **Module:** cmas-dwh-server
- **Description:** Defines the From address for emails from the DWH when a transfer finishes successfully.
- **Type:** string
- **Restart required:** no
- **System:** yes
- **Optional:** yes
- **Example value:** myuser@consol.de
- **Since:** 6.0.1

notification.finished_successfully.subject

- **Module:** cmas-dwh-server
- **Description:** Defines the subject for emails from the DWH when a transfer finishes successfully.
- **Type:** string
- **Restart required:** no
- **System:** yes
- **Optional:** no
- **Example value:** Transfer finished successfully
- **Since:** 6.0.1

notification.finished_successfully.to

- **Module:** cmas-dwh-server
- **Description:** Defines the To address for emails from the DWH when a transfer finishes successfully.
- **Type:** string
- **Restart required:** yes
- **System:** yes
- **Optional:** no
- **Example value:** myuser@consol.de
- **Since:** 6.0.1

notification.finished_unsuccessfully.description

- **Module:** cmas-dwh-server
- **Description:** Defines the text for emails from the DWH when a transfer finishes unsuccessfully.
- **Type:** string
- **Restart required:** no
- **System:** yes
- **Optional:** no
- **Example value:** Transfer finished unsuccessfully
- **Since:** 6.0.1

notification.finished_unsuccessfully.from

- **Module:** cmas-dwh-server
- **Description:** Defines the From address for emails from the DWH when a transfer finishes unsuccessfully.
- **Type:** string
- **Restart required:** no
- **System:** yes
- **Optional:** yes
- **Example value:** myuser@consol.de
- **Since:** 6.0.1

notification.finished_unsuccessfully.subject

- **Module:** cmas-dwh-server
- **Description:** Defines the subject for emails from the DWH when a transfer finishes unsuccessfully.
- **Type:** string
- **Restart required:** no
- **System:** yes

- **Optional:** no
- **Example value:** Transfer finished unsuccessfully
- **Since:** 6.0.1

notification.finished_unsuccessfully.to

- **Module:** cmas-dwh-server
- **Description:** Defines the To address for emails from the DWH when a transfer finishes unsuccessfully.
- **Type:** string
- **Restart required:** no
- **System:** yes
- **Optional:** no
- **Example value:** myuser@consol.de
- **Since:** 6.0.1

notification.host

- **Module:** cmas-dwh-server
- **Description:** Email (SMTP) server hostname for sending DWH emails.
- **Type:** string
- **Restart required:** no
- **System:** yes
- **Optional:** yes
- **Example value:** myserver.consol.de
- **Since:** 6.0.1

notification.password

- **Module:** cmas-dwh-server
- **Description:** SMTP password for sending DWH emails (optional).
- **Type:** string
- **Restart required:** no
- **System:** yes
- **Optional:** yes
- **Since:** 6.0.1

notification.port

- **Module:** cmas-dwh-server
- **Description:** SMTP port for sending DWH emails.
- **Type:** string
- **Restart required:** no

- **System:** yes
- **Optional:** yes
- **Example value:** 25
- **Since:** 6.0.1

notification.protocol

- **Module:** cmas-dwh-server
- **Description:** The protocol used for sending emails from the DWH. Possible values are smtp or pop3.
- **Type:** string
- **Restart required:** no
- **System:** yes
- **Optional:** yes
- **Example value:** pop3

notification.tls.enabled

- **Module:** cmas-dwh-server
- **Description:** Enables SMTP via SSL/TLS (SMTPS) for sending notification emails from the DWH. The default value is “false”. If it is set to “true”, SMTPS is enabled for sending notifications from the DWH.
- **Type:** string
- **Restart required:** yes
- **System:** no
- **Optional:** yes
- **Example value:** false (default value)
- **Since:** 6.11.1.6

notification.username

- **Module:** cmas-dwh-server
- **Description:** (SMTP) user name for sending DWH emails.
- **Type:** string
- **Restart required:** no
- **System:** yes
- **Optional:** yes
- **Example value:** myuser
- **Since:** 6.0.1

notifications.enabled

- **Module:** cmas-web-notifications
- **Description:** Determines whether the notifications feature is enabled (“true”) or disabled (“false”). The default value is “true”. If you use the notifications feature on a ConSol CM system behind a proxy, some special proxy settings are needed. Please see section *Operating ConSol CM Behind a Proxy (e.g., Apache HTTPD)* of the *ConSol CM Setup Manual* for further information.
- **Type:** boolean
- **Restart required:** no
- **System:** no
- **Optional:** no
- **Example value:** true
- **Since:** 6.12.0.0

number.of.tasks

- **Module:** cmas-core-server
- **Description:** Number of threads to use by the Task Execution Framework (TEF).
- **Type:** integer
- **Restart required:** no
- **System:** no
- **Optional:** yes
- **Example value:** 1
- **Since:** 6.9.4.0

oidc.track.authority.default

- **Module:** cmas-core-security
- **Description:** Indicates the URL of the authenticating authority, e.g. ADFS. Replace “default” by the name of the configuration in the property name to specify this setting for a specific configuration.
- **Type:** string
- **Restart required:** no
- **System:** yes
- **Optional:** no
- **Example value:** https://localhost/adfs
- **Since:** 6.14.0.3

oidc.track.clientId.default

- **Module:** cmas-core-security
- **Description:** Indicates the client ID (application ID) of the application, as registered in ADFS or Azure AD. Replace “default” by the name of the configuration in the property name to specify this setting for a specific configuration.
- **Type:** string
- **Restart required:** no
- **System:** yes
- **Optional:** yes
- **Since:** 6.14.0.3

oidc.track.clientSecret.default

- **Module:** cmas-core-security
- **Description:** Indicates the secret of the client, generated using ADFS or Azure AD. Replace “default” by the name of the configuration in the property name to specify this setting for a specific configuration.
- **Type:** password
- **Restart required:** no
- **System:** yes
- **Optional:** yes
- **Since:** 6.14.0.3

oidc.track.enabled.default

- **Module:** cmas-core-security
- **Description:** Indicates whether user authentication using SSO via OIDC is enabled. Replace “default” by the name of the configuration in the property name to specify this setting for a specific configuration.
- **Type:** boolean
- **Restart required:** no
- **System:** yes
- **Optional:** no
- **Example value:** false (default value)
- **Since:** 6.14.0.3

oidc.track.redirectUri.default

- **Module:** cmas-core-security
- **Description:** Indicates the redirect URI where authentication responses can be received. This is either the OIDC endpoint on the CM server running CM/Track or on the load balancer. Replace “default” by the name of the configuration in the property name to specify this setting for a specific configuration.
- **Type:** string

- **Restart required:** no
- **System:** yes
- **Optional:** no
- **Example value:** http://localhost/track/oidc/
- **Since:** 6.14.0.3

oidc.track.usernameClaim.default

- **Module:** cmas-core-security
- **Description:** Indicates the name of the claim in the ID token which is used to map the user to a customer in ConSol CM. The value depends on the ADFS settings; the default values are “upn” and “unique_name”. Replace “default” by the name of the configuration in the property name to specify this setting for a specific configuration.
- **Type:** string
- **Restart required:** no
- **System:** yes
- **Optional:** no
- **Example value:** upn
- **Since:** 6.14.0.3

oidc.track.usernameRegexp.default

- **Module:** cmas-core-security
- **Description:** Defines the regular expression used for mapping the user name claim values to ConSol CM user names. Replace “default” by the name of the configuration in the property name to specify this setting for a specific configuration.
 - **“upn” as claim:** `(.*)@.*` will transform the claim value “user1@sso.yourdomain.com” to “user1” and look up “user1” in the ConSol CM database.
 - **“unique_name” as claim:** `.*\((.*)` will transform the claim value “SSO\user1” to “user1” and look up “user1” in the ConSol CM database.
- **Type:** string
- **Restart required:** no
- **System:** yes
- **Optional:** no
- **Since:** 6.14.0.3

outdated.lock.age

- **Module:** cmas-workflow-jbpm
- **Description:**
- **Type:** integer
- **Restart required:** no
- **System:** yes
- **Optional:** no

- **Example value:** 60000
- **Removed in:** 6.8.0
- **Replaced by:** cmas-workflow-engine, jobExecutor.lockTimeout.seconds

pagemapLockDurationInSeconds

- **Module:** cmweb-server-adapter
- **Description:** Number of seconds to pass before a pagemap is considered to be locked for too long.
- **Type:** integer
- **Restart required:** yes
- **System:** yes
- **Optional:** yes
- **Example value:** 60
- **Since:** 6.7.3

password.reset.mail.from

- **Module:** cmas-core-security
- **Description:** Defines the from address (sender) of emails for resetting the password. If not set, the value of the `admin.email` property is used instead.
- **Type:** String
- **Restart required:** no
- **System:** no
- **Optional:** no
- **Example value:** mypwreset@consol.de
- **Since:** 6.11.0.1

policy.password.age


- **Module:** cmas-core-security
- **Description:** Defines the maximum validity period (in days) of passwords before the user needs to change the password. Example "183" (6 months), default value: "5500" (= 15 years, i.e., no password change enforced).
- **Type:** integer
- **Restart required:** no
- **System:** no
- **Optional:** yes
- **Example value:** 5500 (15 years, default value)
- **Since:** 6.10.1.0


policy.password.pattern

- **Module:** cmas-core-security
- **Description:** Defines a regular expression pattern which new passwords have to match. The default value is `^(?=.*[0-9])(?=.*[A-Z])(?=.*[a-z]).{7,}$` (at least 7 characters, of which one capital letter, one lower case letter and one number).
- **Type:** string
- **Restart required:** no
- **System:** no
- **Optional:** yes
- **Example value:** `^(?=.*[0-9])(?=.*[A-Z])(?=.*[a-z]).{7,}$` (default value)
- **Since:** 6.10.1.0

policy.rotation.ratio

- **Module:** cmas-core-security
- **Description:** Defines how often passwords may repeat. For example, setting the value to X means that the new password cannot be present among the user's X previous passwords.

 Since 6.11.2.8, this property is also taken into account for CM/Track. Nevertheless, any value greater than 1 is interpreted as 1, so that it is only possible to compare the new password to the current one.

 You can set the property to 0 to disable password rotation checks in CM/Track.

- **Type:** integer
- **Restart required:** no
- **System:** no
- **Optional:** yes
- **Example value:** 5 (default value)
- **Since:** 6.10.1.0, changed in 6.11.2.8

policy.track.username.case.sensitive

- **Module:** cmas-core-security
- **Description:** Defines whether customer user names in CM/Track case-sensitive.
- **Type:** boolean
- **Restart required:** no
- **System:** no
- **Optional:** yes
- **Example value:** true (default value)
- **Since:** 6.11.0.0

policy.username.case.sensitive

- **Module:** cmas-core-security
- **Description:** Defines whether user names are case-sensitive.
- **Type:** boolean
- **Restart required:** no
- **System:** no
- **Optional:** yes
- **Example value:** true (default value)
- **Since:** 6.10.1.0

postActivityExecutionScriptName

- **Module:** cmweb-server-adapter
- **Type:** string
- **Restart required:** no
- **System:** yes
- **Optional:** no
- **Example value:** postActivityExecutionHandler
- **Since:** 6.2.0

queue.polling.threads.number

- **Module:** cmas-nimh
- **Description:** Number of threads started for polling the email queue in the database.
- **Type:** integer
- **Restart required:** no
- **System:** no
- **Optional:** yes
- **Example value:** 1 (default value)
- **Since:** 6.4.0

queue.polling.threads.shutdown.timeout.seconds

- **Module:** cmas-nimh
- **Description:** Waiting time after the shutdown signal for the email poller. When the timeout is reached, the thread will be terminated.
- **Type:** integer
- **Restart required:** no
- **System:** no
- **Optional:** yes
- **Example value:** 60 (default value)
- **Since:** 6.4.0

queue.polling.threads.watchdog.interval.seconds

- **Module:** cmas-nimh
- **Description:** Determines the interval in seconds to execute the watchdog which checks the activity of the threads of the email queue poller.
- **Type:** integer
- **Restart required:** no
- **System:** no
- **Optional:** yes
- **Example value:** 30 (default value)
- **Since:** 6.4.0

queue.task.error.pause.seconds

- **Module:** cmas-nimh
- **Description:** Maximum number of seconds, the queue poller waits after infrastructure (e.g. database) error.
- **Type:** integer
- **Restart required:** no
- **System:** no
- **Optional:** yes
- **Example value:** 180 (default value)
- **Since:** 6.4.0

queue.task.interval.seconds

- **Module:** cmas-nimh
- **Description:** Determines the interval in seconds for the main email queue polling thread.
- **Type:** integer
- **Restart required:** no
- **System:** no
- **Optional:** yes
- **Example value:** 15 (default value)
- **Since:** 6.4.0

queue.task.max.retries

- **Module:** cmas-nimh
- **Description:** Maximum number of email processing retries after an exception. When reached, the email is moved to the email archive. This email can be rescheduled again using the NIMH API or the Admin Tool / Web Admin Suite.
- **Type:** integer
- **Restart required:** no
- **System:** no

- **Optional:** yes
- **Example value:** 10
- **Since:** 6.4.0

queue.task.timeout.seconds

- **Module:** cmas-nimh
- **Description:** After this time of inactivity (in seconds), the service thread is considered damaged and automatically restarted.
- **Type:** integer
- **Restart required:** no
- **System:** no
- **Optional:** yes
- **Example value:** 600 (default value)
- **Since:** 6.4.0

queue.task.transaction.timeout.seconds

- **Module:** cmas-nimh
- **Description:** Transaction timeout (in seconds) for email processing in the pipe.
- **Type:** integer
- **Restart required:** no
- **System:** no
- **Optional:** yes
- **Example value:** 60 (default value)
- **Since:** 6.4.0

queuesExcludedFromGS

- **Module:** cmweb-server-adapter
- **Description:** Comma-separated list of queue names which are excluded from the quick search.
- **Type:** string
- **Restart required:** no
- **System:** yes
- **Optional:** yes
- **Example value:** Helpdesk,FAQ
- **Since:** 6.0

recent.items.cleanup.cluster.node.id

- **Module:** cmas-core-server
- **Description:** Value of a `-Dcmas.clusternode.id` designating the node which will clean up recent items.
- **Type:** string

- **Restart required:** no
- **System:** yes
- **Optional:** yes
- **Example value:** 1 (assuming the cluster node started with `-Dcmas.clusternode.id=1` parameter)
- **Since:** 6.11.0.1

recent.items.cleanup.interval.minutes

- **Module:** cmas-core-server
- **Description:** Determines the time interval (in minutes) in which recent items should be checked for removal.
- **Type:** integer
- **Restart required:** no
- **System:** yes
- **Optional:** no
- **Example value:** 60
- **Since:** 6.11.0.1

recent.items.max.per.engineer

- **Module:** cmas-core-server
- **Description:** Maximum number of preserved recent items per engineer while cleaning up (older recent items will be deleted).
- **Type:** integer
- **Restart required:** no
- **System:** yes
- **Optional:** no
- **Example value:** 500
- **Since:** 6.11.0.1

recent.items.persistence.enabled

- **Module:** cmas-core-server
- **Description:** Enables persistence of recent items. If the property is set to “false”, it prevents storing new recent items. If a recently visited widget (`recentlyVisitedWidget`) is used on a dashboard, this property needs to be set to “true”. Otherwise, you can set it to “false” to save system resources.
- **Type:** boolean
- **Restart required:** no
- **System:** yes
- **Optional:** no

- **Example value:** true
- **Since:** 6.11.1.0

recoverable.exceptions

- **Module:** cmas-dwh-server
- **Description:** Comma-separated list of exception definitions: CLASS[+][:REGEX]. The exceptions included in the list do not stop CM from sending to the CMRF process, but force it to try again. If optional '+' after CLASS is present, classes which extend CLASS are matched.
- **Type:** string
- **Restart required:** no
- **System:** yes
- **Optional:** yes
- **Example value:** java.sql.SQLRecoverableException,java.lang.RuntimeException+:. *T.1\,2T.*
- **Since:** 6.8.4.6

refreshTimeInCaseOfConcurrentRememberMeRequests

- **Module:** cmweb-server-adapter
- **Description:** Sets the refresh time (in seconds) after which the page is reloaded in case of concurrent remember me requests. This feature prevents one user from occupying many licenses.
- **Type:** integer
- **Restart required:** yes
- **System:** yes
- **Optional:** yes
- **Example value:** 5
- **Since:** 6.8.2

rememberMeLifetimeInMinutes

- **Module:** cmweb-server-adapter
- **Description:** Lifetime for *remember me* in minutes.
- **Type:** integer
- **Restart required:** yes
- **System:** yes
- **Optional:** no
- **Example value:** 1440
- **Since:** 6.0

request.log.threshold.milliseconds

- **Module:** cmas-restapi-core
- **Description:** Time threshold in milliseconds that needs to be exceeded to generate an entry in the file `operationtimes-rest.log`.

- **Type:** integer
- **Restart required:** no
- **System:** yes
- **Optional:** no
- **Example value:** 5000 (default value)
- **Since:** 6.13.0.2

request.log.username

- **Module:** cmas-restapi-core
- **Description:** Name of the user whose requests are logged in the file `operationtimes-rest.log`. Only one name is supported. If the property is empty (default value), the requests of all users are logged.
- **Type:** string
- **Restart required:** no
- **System:** yes
- **Optional:** yes
- **Example value:** admin
- **Since:** 6.13.0.2

request.scope.transaction

- **Module:** cmweb-server-adapter
- **Description:** It allows to disable request scope transactions. By default one transaction is used per request. Setting this property to “false” will cause one transaction per service method invocation.
- **Type:** boolean
- **Restart required:** yes
- **System:** yes
- **Optional:** yes
- **Example value:** true
- **Since:** 6.8.1

resetCode.expirationPeriod

- **Module:** cmas-core-security
- **Description:** Defines the expiration period for the link when resetting the password in CM/Track.
- **Type:** Integer
- **Restart required:** no
- **System:** no
- **Optional:** yes

- **Example value:** 86400000 (default value, 24 hours)
- **Since:** 6.10.1

resource.replace.batchSize

- **Module:** cmas-core-server
- **Description:** Defines the number of objects to be processed in a single resource replacement batch.
- **Type:** integer
- **Restart required:** no
- **System:** yes
- **Optional:** no
- **Example value:** 5
- **Since:** 6.10.0.0

resource.replace.timeout

- **Module:** cmas-core-server
- **Description:** Determines the transaction timeout (in seconds) of a resource replacement action step.
- **Type:** integer
- **Restart required:** no
- **System:** yes
- **Optional:** no
- **Example value:** 120
- **Since:** 6.10.0.0

scene

- **Module:** cmas-setup-scene
- **Description:** Name of the scene file which was imported during the setup (can be empty).
- **Type:** string
- **Restart required:** no
- **System:** yes
- **Optional:** no
- **Example value:** vfszip:/P:/dist/target/jboss/server/cmas/deploy/cm-dist-6.5.1-SNAPSHOT.ear/APP-INF/lib/dist-scene-6.5.1-SNAPSHOT.jar/META-INF/cmas/scenes/helpdesk-sales_scene.jar/
- **Since:** 6.0

script.evict.unused.after.hours

- **Module:** cmas-core-server
- **Description:** Determines the number of hours for which unused scripts remain in the cache. After this time, the compiled class of the script is removed. The ConSol CM server checks for scripts to evict every hour.
- **Type:** integer
- **Restart required:** no
- **System:** yes
- **Optional:** no
- **Example value:** 24 (default)
- **Since:** 6.11.1.14

script.logging.threshold.seconds

- **Module:** cmas-core-server
- **Description:** Determines the time (in seconds) after which a warning is written to the log file if it is exceeded during script execution.
- **Type:** integer
- **Restart required:** no
- **System:** no
- **Optional:** yes
- **Example value:** 10 (default)
- **Since:** 6.10.1.0

script.validation.interval.seconds

- **Module:** cmas-app-admin-tool
- **Description:** Sets the interval in seconds between two code checks in the script editor of the Admin Tool and Process Designer.
- **Type:** Integer
- **Restart required:** no
- **System:** no
- **Optional:** no
- **Example value:** 1 (default value)
- **Since:** 6.11.0.1

searchPageSize

- **Module:** cmweb-server-adapter
- **Description:** The global default page size for search results in the Web Client. Only used for new users who have not yet set preferences.
- **Type:** integer
- **Restart required:** no

- **System:** yes
- **Optional:** no
- **Example value:** 20
- **Since:** 6.0

searchPageSizeOptions

- **Module:** cmweb-server-adapter
- **Description:** Paging options for the page size of search results in the Web Client.
- **Type:** string
- **Restart required:** no
- **System:** yes
- **Optional:** no
- **Example value:** 10|20|30|40|50|75|100
- **Since:** 6.0

security.fields.customer.exposure.check.enabled

- **Module:** cmas-restapi-core
- **Description:** Enables `customer exposure` annotation checks for ticket fields.
- **Type:** boolean
- **Restart required:** no
- **System:** no
- **Optional:** yes
- **Example value:** true (default value)
- **Since:** 6.10.5.4

security.restrict.unit.access.to.own.data

- **Module:** cmas-restapi-core
- **Description:** If set to “true”, an additional check is performed when a user logs in as a customer using the REST API, e.g. CM/Track. When requesting customer data, only the company of the user or other contacts of the user’s company are returned. If set to “false”, no additional security check is performed and the former security rules apply.
- **Type:** boolean
- **Restart required:** no
- **System:** yes
- **Optional:** no
- **Example value:** true (default value)
- **Since:** 6.9.2.14

serial.mods.tracking.enabled

- **Module:** cmas-core-server
- **Description:** Low level technical flag deciding whether serial diff tracking for entities is enabled. If enabled, there will be no **StackOverflow** error in case a dependency between two entities (for example engineer and ticket) causes an infinite loop first and then as a result, the stack overflow. The property must be added to the configuration manually. It will not be added to a system configuration during setup or update.



Please do not enable this property unless advised by ConSol. It is a low level technical flag with intricate consequences for the system behavior.

- **Type:** boolean
- **Restart required:** no
- **System:** no
- **Optional:** yes
- **Example value:** false (default value)
- **Since:** 6.10.7.0, 6.11.0.5

server.instance.task.crash.period.seconds

- **Module:** cmas-core-server
- **Description:** Determines the period (in seconds) for detecting live and crashed ConSol CM server instances.
- **Type:** integer
- **Restart required:** no
- **System:** no
- **Optional:** yes
- **Example value:** 60 (default value)
- **Since:** 6.11.1.6

server.instance.task.period.seconds

- **Module:** cmas-core-server
- **Description:** Determines the interval (in seconds) between repeated task executions. The task will be executed repeatedly with the given number of seconds between each execution.
- **Type:** integer
- **Restart required:** no
- **System:** no
- **Optional:** yes
- **Example value:** 5 (default value)
- **Since:** 6.11.1.6

server.session.archive.reaper.interval

- **Module:** cmas-core-server
- **Description:** Determines the interval (in seconds) when the reaper for archived server sessions is executed (refers to the database table `cmas_user_session`).
- **Type:** integer
- **Restart required:** no
- **System:** yes
- **Optional:** yes
- **Example value:** 60
- **Since:** 6.7.1

server.session.archive.timeout

- **Module:** cmas-core-server
- **Description:** Server sessions archive validity timeout (in days). After this time session info is removed from the database (refers to the database table `cmas_user_session`).
- **Type:** integer
- **Restart required:** no
- **System:** yes
- **Optional:** no
- **Example value:** 3 or 7
- **Since:** 6.7.1

server.session.heartbeat.enabled.WEB_CLIENT

- **Module:** cmas-core-server
- **Description:** Determines if the session heartbeat is enabled for the Web Client. If this property is set to “true”, a heartbeat is sent to the ConSol CM server every 20 seconds and with every page reload. If the server does not receive a heartbeat during the configured interval, the session is considered orphaned and ended according to the configured mode.
- **Type:** boolean
- **Restart required:** no
- **System:** no
- **Optional:** yes
- **Example value:** true (default value)
- **Since:** 6.11.2.9

server.session.heartbeat.mode

- **Module:** cmas-core-server
- **Description:** Determines when orphaned sessions are ended if the session heartbeat is enabled. There are two possible values:
 - **LAZY:** Orphaned sessions are ended when the same user authenticates again or when there are no more licenses available (default value).
 - **EAGER:** Orphaned sessions are ended immediately.
- **Type:** string
- **Restart required:** no
- **System:** no
- **Optional:** yes
- **Example value:** LAZY (default value)
- **Since:** 6.11.2.9

server.session.heartbeat.timeout.seconds

- **Module:** cmas-core-server
- **Description:** Determines the period after which a session is considered orphaned if the session heartbeat is enabled and no heartbeat is received. The default value is 300, meaning that orphaned sessions are ended after 5 minutes.
- **Type:** integer
- **Restart required:** no
- **System:** no
- **Optional:** yes
- **Example value:** 300 (default value)
- **Since:** 6.11.2.9

server.session.reaper.interval

- **Module:** cmas-core-server
- **Description:** Determines the interval (in seconds) when the reaper for inactive (ended) server sessions is executed, refers to the database table `cmas_user_session`.
- **Type:** integer
- **Restart required:** only Session Service
- **System:** yes
- **Optional:** no
- **Example value:** 10800 (3 hours)
- **Since:** 6.6.1, 6.7.1

server.session.timeout

- **Module:** cmas-core-server
- **Description:** Server session timeout (in seconds) for connected clients (database table `cmas_user_session`). Each client can overwrite this timeout with custom value using its ID (ADMIN_TOOL, WEB_CLIENT, WORKFLOW_EDITOR, TRACK, ETL, REST, WAS) appended to property name, e.g., `server.session.timeout.WAS`.
Please see also the page customization attributes `updateTimeServerSessionActivityEnabled` and `updateTimeServerSessionActivity`, both of type `cmApplicationCustomization`.
- **Type:** integer
- **Restart required:** no
- **System:** yes
- **Optional:** no
- **Example value:** 1800
- **Since:** 6.6.1, 6.7.1

Detailed explanation for the Admin Tool:

- `server.session.timeout.ADMIN_TOOL`
Defines the time interval how long the server considers a session valid while there is no activity from the Admin Tool holding the session. The Admin Tool is not aware of this value, it only suffers having an invalid session, if the last activity has been longer in the past.
- `admin.tool.session.check.interval`
Defines the time between two checks done by the Admin Tool, if the server still considers its session valid.

For example, if `admin.tool.session.check.interval = 60`, the Admin Tool queries the server every minute if its session is still active/valid. In case `server.session.timeout.ADMIN_TOOL = 600` the Admin Tool will get the response that the session is now invalid after ten minutes of inactivity.

serverPoolingInterval

- **Module:** cmweb-server-adapter
- **Description:** Defines the time in seconds for the pooling server to invalidate caches on the web layer.
- **Type:** integer
- **Restart required:** no
- **System:** yes
- **Optional:** no
- **Example value:** 5
- **Since:** 6.1.0

show.error.stacktrace

- **Module:** cmweb-server-adapter
- **Description:** If this property is set to "true", the full stacktrace can be shown in the red error message which is displayed in the Web Client if a user action caused an exception.
- **Type:** boolean

- **Restart required:** no
- **System:** yes
- **Optional:** yes
- **Example value:** false (default value)
- **Since:** 6.12.1.0

skip-ticket

- **Module:** cmas-dwh-server
- **Description:** Tickets are not transferred during transfer/update.
- **Type:** boolean
- **Restart required:** no
- **System:** yes
- **Optional:** no
- **Example value:** false
- **Since:** 6.6.19
- **Removed in:** 6.8.1

skip-ticket-history

- **Module:** cmas-dwh-server
- **Description:** History of ticket is not transferred during transfer/update.
- **Type:** boolean
- **Restart required:** no
- **System:** yes
- **Optional:** no
- **Example value:** false
- **Since:** 6.6.19
- **Removed in:** 6.8.1

skip-unit

- **Module:** cmas-dwh-server
- **Description:** Units are not transferred during transfer/update.
- **Type:** boolean
- **Restart required:** no
- **System:** yes
- **Optional:** no
- **Example value:** false
- **Since:** 6.6.19
- **Removed in:** 6.8.1

skip-unit-history

- **Module:** cmas-dwh-server
- **Description:** History of unit is not transferred during transfer/update.
- **Type:** boolean
- **Restart required:** no
- **System:** yes
- **Optional:** no
- **Example value:** false
- **Since:** 6.6.19
- **Removed in:** 6.8.1

skip.wfl.transfer.cleanup

- **Module:** cmas-core-server
- **Description:** Enables skipping the cleanup process after the deployment of a new workflow version. The cleanup checks whether elements which were deleted in the workflow model need to be preserved and - if not - removes them physically. Changing the default (“false”) to “true” might help if problems with deleted elements during the deployment of a new workflow version occur.
- **Type:** boolean
- **Restart required:** no
- **System:** no
- **Optional:** yes
- **Example value:** false (default value)
- **Since:** 6.9.4.1

skip.wfl.transfer.translations.cleanup

- **Module:** cmas-core-server
- **Description:** Enables skipping the cleanup of localized properties of removed workflow elements.
- **Type:** boolean
- **Restart required:** no
- **System:** no
- **Optional:** yes
- **Example value:** false (default value)
- **Since:** 6.10.5.5

split.history

- **Module:** cmas-dwh-server
- **Description:** Changes the SQL that fetches the history for the tickets during DWH transfer so that the history is not fetched for all tickets at once but only for one ticket per SQL.

- **Type:** boolean
- **Restart required:** no
- **System:** yes
- **Optional:** yes
- **Example value:** false
- **Since:** 6.8.0
- **Removed in:** 6.8.4.0

start.groovy.task.enabled

- **Module:** cmas-app-admin-tool
- **Description:** Determines if it is possible to execute tasks in the Admin Tool, section *Services -> Task Execution*. Set this system property to “true” to enable task execution.
- **Type:** boolean
- **Restart required:** no
- **System:** no
- **Optional:** yes
- **Example value:** true
- **Since:** 6.9.4.0

statistics.calendar

- **Module:** cmas-dwh-server
- **Description:** Internal DWH property, not to be changed manually. This property is filled automatically by the CMRF to store statistical data from the DWH. This data is displayed in the Admin Tool, section *Data Warehouse -> Monitor -> CMRF Statistics*.
- **Type:** string
- **Restart required:** no
- **System:** yes
- **Optional:** yes
- **Example value:** 0
- **Since:** 6.11.0.1

statistics.client.group

- **Module:** cmas-dwh-server
- **Description:** Internal DWH property, not to be changed manually. This property is filled automatically by the CMRF to store statistical data from the DWH. This data is displayed in the Admin Tool, section *Data Warehouse -> Monitor -> CMRF Statistics*.
- **Type:** string
- **Restart required:** no
- **System:** yes
- **Optional:** yes

- **Example value:** 0
- **Since:** 6.11.0.1

statistics.contact.role

- **Module:** cmas-dwh-server
- **Description:** Internal DWH property, not to be changed manually. This property is filled automatically by the CMRF to store statistical data from the DWH. This data is displayed in the Admin Tool, section *Data Warehouse -> Monitor -> CMRF Statistics*.
- **Type:** string
- **Restart required:** no
- **System:** yes
- **Optional:** yes
- **Example value:** 0
- **Since:** 6.11.0.1

statistics.content.entry

- **Module:** cmas-dwh-server
- **Description:** Internal DWH property, not to be changed manually. This property is filled automatically by the CMRF to store statistical data from the DWH. This data is displayed in the Admin Tool, section *Data Warehouse -> Monitor -> CMRF Statistics*.
- **Type:** string
- **Restart required:** no
- **System:** yes
- **Optional:** yes
- **Example value:** 0
- **Since:** 6.11.0.1

statistics.content.entry.class

- **Module:** cmas-dwh-server
- **Description:** Internal DWH property, not to be changed manually. This property is filled automatically by the CMRF to store statistical data from the DWH. This data is displayed in the Admin Tool, section *Data Warehouse -> Monitor -> CMRF Statistics*.
- **Type:** string
- **Restart required:** no
- **System:** yes
- **Optional:** yes
- **Example value:** 0
- **Since:** 6.11.0.1

statistics.content.entry.history

- **Module:** cmas-dwh-server
- **Description:** Internal DWH property, not to be changed manually. This property is filled automatically by the CMRF to store statistical data from the DWH. This data is displayed in the Admin Tool, section *Data Warehouse -> Monitor -> CMRF Statistics*.
- **Type:** string
- **Restart required:** no
- **System:** yes
- **Optional:** yes
- **Example value:** 0
- **Since:** 6.11.0.1

statistics.cube

- **Module:** cmas-dwh-server
- **Description:** Internal DWH property, not to be changed manually. This property is filled automatically by the CMRF to store statistical data from the DWH. This data is displayed in the Admin Tool, section *Data Warehouse -> Monitor -> CMRF Statistics*.
- **Type:** string
- **Restart required:** no
- **System:** yes
- **Optional:** yes
- **Example value:** 0
- **Since:** 6.13.0.2

statistics.customer.definition

- **Module:** cmas-dwh-server
- **Description:** Internal DWH property, not to be changed manually. This property is filled automatically by the CMRF to store statistical data from the DWH. This data is displayed in the Admin Tool, section *Data Warehouse -> Monitor -> CMRF Statistics*.
- **Type:** string
- **Restart required:** no
- **System:** yes
- **Optional:** yes
- **Example value:** 0
- **Since:** 6.11.0.1

statistics.engineer

- **Module:** cmas-dwh-server
- **Description:** Internal DWH property, not to be changed manually. This property is filled automatically by the CMRF to store statistical data from the DWH. This data is displayed in the Admin Tool, section *Data Warehouse -> Monitor -> CMRF Statistics*.
- **Type:** string
- **Restart required:** no
- **System:** yes
- **Optional:** yes
- **Example value:** 0
- **Since:** 6.11.0.1

statistics.enum.group

- **Module:** cmas-dwh-server
- **Description:** Internal DWH property, not to be changed manually. This property is filled automatically by the CMRF to store statistical data from the DWH. This data is displayed in the Admin Tool, section *Data Warehouse -> Monitor -> CMRF Statistics*.
- **Type:** string
- **Restart required:** no
- **System:** yes
- **Optional:** yes
- **Example value:** 0
- **Since:** 6.11.0.1

statistics.field.definition

- **Module:** cmas-dwh-server
- **Description:** Internal DWH property, not to be changed manually. This property is filled automatically by the CMRF to store statistical data from the DWH. This data is displayed in the Admin Tool, section *Data Warehouse -> Monitor -> CMRF Statistics*.
- **Type:** string
- **Restart required:** no
- **System:** yes
- **Optional:** yes
- **Example value:** 0
- **Since:** 6.11.0.1

statistics.group.definition

- **Module:** cmas-dwh-server
- **Description:** Internal DWH property, not to be changed manually. This property is filled automatically by the CMRF to store statistical data from the DWH. This data is displayed in the Admin Tool, section *Data Warehouse -> Monitor -> CMRF Statistics*.
- **Type:** string
- **Restart required:** no
- **System:** yes
- **Optional:** yes
- **Example value:** 0
- **Since:** 6.11.0.1

statistics.locale

- **Module:** cmas-dwh-server
- **Description:** Internal DWH property, not to be changed manually. This property is filled automatically by the CMRF to store statistical data from the DWH. This data is displayed in the Admin Tool, section *Data Warehouse -> Monitor -> CMRF Statistics*.
- **Type:** string
- **Restart required:** no
- **System:** yes
- **Optional:** yes
- **Example value:** 0
- **Since:** 6.11.0.1

statistics.localized.property

- **Module:** cmas-dwh-server
- **Description:** Internal DWH property, not to be changed manually. This property is filled automatically by the CMRF to store statistical data from the DWH. This data is displayed in the Admin Tool, section *Data Warehouse -> Monitor -> CMRF Statistics*.
- **Type:** string
- **Restart required:** no
- **System:** yes
- **Optional:** yes
- **Example value:** 0
- **Since:** 6.11.0.1

statistics.mla

- **Module:** cmas-dwh-server
- **Description:** Internal DWH property, not to be changed manually. This property is filled automatically by the CMRF to store statistical data from the DWH. This data is displayed in the Admin Tool, section *Data Warehouse -> Monitor -> CMRF Statistics*.
- **Type:** string
- **Restart required:** no
- **System:** yes
- **Optional:** yes
- **Example value:** 0
- **Since:** 6.11.0.1

statistics.project

- **Module:** cmas-dwh-server
- **Description:** Internal DWH property, not to be changed manually. This property is filled automatically by the CMRF to store statistical data from the DWH. This data is displayed in the Admin Tool, section *Data Warehouse -> Monitor -> CMRF Statistics*.
- **Type:** string
- **Restart required:** no
- **System:** yes
- **Optional:** yes
- **Example value:** 0
- **Since:** 6.11.0.1

statistics.queue

- **Module:** cmas-dwh-server
- **Description:** Internal DWH property, not to be changed manually. This property is filled automatically by the CMRF to store statistical data from the DWH. This data is displayed in the Admin Tool, section *Data Warehouse -> Monitor -> CMRF Statistics*.
- **Type:** string
- **Restart required:** no
- **System:** yes
- **Optional:** yes
- **Example value:** 0
- **Since:** 6.11.0.1

statistics.resource

- **Module:** cmas-dwh-server
- **Description:** Internal DWH property, not to be changed manually. This property is filled automatically by the CMRF to store statistical data from the DWH. This data is displayed in the Admin Tool, section *Data Warehouse -> Monitor -> CMRF Statistics*.
- **Type:** string
- **Restart required:** no
- **System:** yes
- **Optional:** yes
- **Example value:** 0
- **Since:** 6.11.0.1

statistics.resource.group

- **Module:** cmas-dwh-server
- **Description:** Internal DWH property, not to be changed manually. This property is filled automatically by the CMRF to store statistical data from the DWH. This data is displayed in the Admin Tool, section *Data Warehouse -> Monitor -> CMRF Statistics*.
- **Type:** string
- **Restart required:** no
- **System:** yes
- **Optional:** yes
- **Example value:** 0
- **Since:** 6.11.0.1

statistics.resource.history

- **Module:** cmas-dwh-server
- **Description:** Internal DWH property, not to be changed manually. This property is filled automatically by the CMRF to store statistical data from the DWH. This data is displayed in the Admin Tool, section *Data Warehouse -> Monitor -> CMRF Statistics*.
- **Type:** string
- **Restart required:** no
- **System:** yes
- **Optional:** yes
- **Example value:** 0
- **Since:** 6.11.0.1

statistics.resource.relation.definition

- **Module:** cmas-dwh-server
- **Description:** Internal DWH property, not to be changed manually. This property is filled automatically by the CMRF to store statistical data from the DWH. This data is displayed in the Admin Tool, section *Data Warehouse -> Monitor -> CMRF Statistics*.
- **Type:** string
- **Restart required:** no
- **System:** yes
- **Optional:** yes
- **Example value:** 0
- **Since:** 6.11.0.1

statistics.resource.type

- **Module:** cmas-dwh-server
- **Description:** Internal DWH property, not to be changed manually. This property is filled automatically by the CMRF to store statistical data from the DWH. This data is displayed in the Admin Tool, section *Data Warehouse -> Monitor -> CMRF Statistics*.
- **Type:** string
- **Restart required:** no
- **System:** yes
- **Optional:** yes
- **Example value:** 0
- **Since:** 6.11.0.1

statistics.ticket

- **Module:** cmas-dwh-server
- **Description:** Internal DWH property, not to be changed manually. This property is filled automatically by the CMRF to store statistical data from the DWH. This data is displayed in the Admin Tool, section *Data Warehouse -> Monitor -> CMRF Statistics*.
- **Type:** string
- **Restart required:** no
- **System:** yes
- **Optional:** yes
- **Example value:** 0
- **Since:** 6.11.0.1

statistics.ticket.function

- **Module:** cmas-dwh-server
- **Description:** Internal DWH property, not to be changed manually. This property is filled automatically by the CMRF to store statistical data from the DWH. This data is displayed in the Admin Tool, section *Data Warehouse -> Monitor -> CMRF Statistics*.
- **Type:** string
- **Restart required:** no
- **System:** yes
- **Optional:** yes
- **Example value:** 0
- **Since:** 6.11.0.1

statistics.ticket.history

- **Module:** cmas-dwh-server
- **Description:** Internal DWH property, not to be changed manually. This property is filled automatically by the CMRF to store statistical data from the DWH. This data is displayed in the Admin Tool, section *Data Warehouse -> Monitor -> CMRF Statistics*.
- **Type:** string
- **Restart required:** no
- **System:** yes
- **Optional:** yes
- **Example value:** 0
- **Since:** 6.11.0.1

statistics.time.booking

- **Module:** cmas-dwh-server
- **Description:** Internal DWH property, not to be changed manually. This property is filled automatically by the CMRF to store statistical data from the DWH. This data is displayed in the Admin Tool, section *Data Warehouse -> Monitor -> CMRF Statistics*.
- **Type:** string
- **Restart required:** no
- **System:** yes
- **Optional:** yes
- **Example value:** 0
- **Since:** 6.11.0.1

statistics.timestamp

- **Module:** cmas-dwh-server
- **Description:** Internal DWH property, not to be changed manually. This property is filled automatically by the CMRF to store statistical data from the DWH. This data is displayed in the Admin Tool, section *Data Warehouse -> Monitor -> CMRF Statistics*.
- **Type:** string
- **Restart required:** no
- **System:** yes
- **Optional:** yes
- **Example value:** 0
- **Since:** 6.11.0.1

statistics.unit

- **Module:** cmas-dwh-server
- **Description:** Internal DWH property, not to be changed manually. This property is filled automatically by the CMRF to store statistical data from the DWH. This data is displayed in the Admin Tool, section *Data Warehouse -> Monitor -> CMRF Statistics*.
- **Type:** string
- **Restart required:** no
- **System:** yes
- **Optional:** yes
- **Example value:** 0
- **Since:** 6.11.0.1

statistics.unit.history

- **Module:** cmas-dwh-server
- **Description:** Internal DWH property, not to be changed manually. This property is filled automatically by the CMRF to store statistical data from the DWH. This data is displayed in the Admin Tool, section *Data Warehouse -> Monitor -> CMRF Statistics*.
- **Type:** string
- **Restart required:** no
- **System:** yes
- **Optional:** yes
- **Example value:** 0
- **Since:** 6.11.0.1

statistics.unit.relation.definition

- **Module:** cmas-dwh-server
- **Description:** Internal DWH property, not to be changed manually. This property is filled automatically by the CMRF to store statistical data from the DWH. This data is displayed in the Admin Tool, section *Data Warehouse -> Monitor -> CMRF Statistics*.
- **Type:** string
- **Restart required:** no
- **System:** yes
- **Optional:** yes
- **Example value:** 0
- **Since:** 6.11.0.1

statistics.workflow

- **Module:** cmas-dwh-server
- **Description:** Internal DWH property, not to be changed manually. This property is filled automatically by the CMRF to store statistical data from the DWH. This data is displayed in the Admin Tool, section *Data Warehouse -> Monitor -> CMRF Statistics*.
- **Type:** string
- **Restart required:** no
- **System:** yes
- **Optional:** yes
- **Example value:** 0
- **Since:** 6.11.0.1

strict.utf.bmp.enabled

- **Module:** cmas-core-server
- **Description:** ConSol CM installations which use a MySQL database with a 2-byte encoding / collation setting cannot handle incoming emails which contain 4-byte UTF8 characters. If you set this property to “true”, all 4-byte UTF8 characters are filtered out from email subjects before any database interaction. Since 6.11.2.7, it also filters out 4-byte UTF8 characters from other header fields, and since 6.11.2.8 UTF8 characters are filtered out from the names of email attachments.
By default, the property value is “true” for MySQL databases, and “false” for any other database where the underlying problem should not occur. Do not change it for a MySQL database, unless you are sure that the database supports 4-byte characters.
- **Type:** boolean
- **Restart required:** no
- **System:** yes
- **Optional:** no
- **Example value:** false
- **Since:** 6.10.6.0, changed in 6.11.2.7 and 6.11.2.8

supportEmail

- **Module:** cmweb-server-adapter
- **Description:**
- **Type:** string
- **Restart required:** no
- **System:** yes
- **Optional:** yes
- **Since:** 6.0
- **Removed in:** 6.11.0.1

synchronize.archive.timeout.minutes

- **Module:** cmas-core-index-common
- **Description:** Determines the time period in minutes during which index updates are archived. The default value of this property is “60” for clustered environments and “0” for non-clustered environments. If the master node is switched, the new master can recover missing data in case it had not been fully synchronized with the previous master indexing server at the moment of switch.
- **Type:** integer
- **Restart required:** no
- **System:** yes
- **Optional:** no
- **Example value:** 60
- **Since:** 6.12.0.0

synchronize.master.address

- **Module:** cmas-core-index-common
- **Description:** Value of `-Dcmas.http.host.port` specifying how to connect to the indexing master server. Since 6.12.0.0 it is possible to switch the node acting as master node by entering the address of the new master node. The index updates are archived for the time configured in the property `cmas-core-index-common, synchronize.archive.timeout.minutes`, so the new master can recover missing data in case it had not been fully synchronized with the previous master indexing server at the moment of switch.
- **Type:** integer
- **Restart required:** no
- **System:** yes
- **Optional:** yes
- **Example value:** 127.0.0.1:80
- **Since:** 6.6.0

synchronize.master.security.token

- **Module:** cmas-core-index-common
- **Description:** The password for accessing the index snapshot via URL, e.g., for index synchronization or for backups. This value is negotiated between nodes internally, please do not change it manually unless advised by ConSol.
- **Type:** string
- **Restart required:** no
- **System:** yes
- **Optional:** yes
- **Example value:** token
- **Since:** 6.6.0

synchronize.master.security.user

- **Module:** cmas-core-index-common
- **Description:** The user name for accessing the index snapshot via URL, e.g., for index synchronization or for backups. This value is negotiated between nodes internally, please do not change it manually unless advised by ConSol.
- **Type:** string
- **Restart required:** no
- **System:** yes
- **Optional:** yes
- **Example value:** user
- **Since:** 6.6.0

synchronize.master.timeout.minutes

- **Module:** cmas-core-index-common
- **Description:** Determines how much time (in minutes) the master server may continually fail until a new master gets elected. 0 means that master server will never change (failover mechanism is disabled).
- **Type:** integer
- **Restart required:** no
- **System:** yes
- **Optional:** no
- **Example value:** 5 (default value)
- **Since:** 6.6.0

synchronize.megabits.per.second

- **Module:** cmas-core-index-common
- **Description:** Determines how much bandwidth (in megabits) the master server may consume when transferring index changes to all slave servers. Do not use all available bandwidth to transfer index changes between hosts, as doing so will most probably partition the cluster due to some subsystems being unable to communicate.
- **Type:** integer
- **Restart required:** no
- **System:** yes
- **Optional:** no
- **Example value:** 85 (default value)
- **Since:** 6.6.0

synchronize.sleep.millis

- **Module:** cmas-core-index-common
- **Description:** Determines how often each slave server polls the master server for index changes.
- **Type:** integer
- **Restart required:** no
- **System:** yes
- **Optional:** no
- **Example value:** 1000 (default value)
- **Since:** 6.6.0

system.flavour

- **Module:** cmas-core-shared
- **Description:** Allows to define the system type. Possible values are: “dev”, “test”, “stage” and “prod”. On prod systems, it is not possible to perform a scene import with the option to delete all existing data. In the Web Admin Suite, the system type is indicated in the header, which is colored according to the system type: green for dev systems, lilac for test systems, yellow for stage systems and red for prod systems.
- **Type:** string
- **Restart required:** no
- **System:** yes
- **Optional:** yes
- **Example value:** prod
- **Since:** 6.14.0.3

system.name

- **Module:** cmas-core-shared
- **Description:** Allows to give the system a name. In the Web Admin Suite, the name is displayed in the header.
- **Type:** string
- **Restart required:** no
- **System:** yes
- **Optional:** yes
- **Example value:** Test system
- **Since:** 6.14.0.3

task.execution.interval.seconds

- **Module:** cmas-core-server
- **Description:** Time in seconds between the end of a completed task and the start of the next task in the Task Execution Framework.
- **Type:** Integer
- **Restart required:** no
- **System:** no
- **Optional:** no
- **Example value:** 5
- **Since:** 6.9.4.0

task.execution.node.id

- **Module:** cmas-core-server
- **Description:** Only relevant in clustered environments. The ID of the node where scripts of the TEF (Task Execution Framework) will be executed. This applies to both scripts called from the workflow and scripts called manually using the Admin Tool / Web Admin Suite, which can be started from any node.
- **Type:** Integer
- **Restart required:** yes
- **System:** no
- **Optional:** yes
- **Example value:** 2
- **Since:** 6.11.0.1

task.panel.refresh.interval.seconds

- **Module:** cmas-app-admin-tool
- **Description:** Sets the time in seconds after which the task list in the Admin Tool is refreshed.
- **Type:** Integer
- **Restart required:** no

- **System:** no
- **Optional:** no
- **Example value:** 10
- **Since:** 6.10.5.3 (not added automatically during update from versions prior to 6.10.5.3!)

themeOverlay

- **Module:** cmweb-server-adapter
- **Description:** Defines the user interface theme (CSS file) for the Web Client layout. Set this property to the name of your custom skin if you are using one.
- **Type:** string
- **Restart required:** no
- **System:** yes
- **Optional:** yes
- **Example value:** consoliNT
- **Since:** 6.0, functionality changed in 6.11.2.0

ticket.delete.timeout

- **Module:** cmas-core-server
- **Description:** Transaction timeout (in seconds) for deleting tickets in a bulk.
- **Type:** integer
- **Restart required:** no
- **System:** yes
- **Optional:** no
- **Example value:** 60
- **Since:** 6.1.3

ticket.from.incoming.message.accepted.links

- **Module:** cmas-core-server
- **Description:** List of domains to which links are clickable in the ticket history. The whitelist applies to links in incoming emails, links in comments added via REST API, and links entered in comments and rich text fields in CM/Track. Regular expressions can be used to specify the allowed URLs. It is possible to add several URLs by using a whitespace as delimiter. The URL must start with one of the allowed protocols (http, https, ftp, ftps, file, mailto). All other links are removed, i.e., the link is displayed in the ticket history as text but it cannot be clicked. If the property is left empty, all links are removed. The regular expression `.+` can be used to allow all domains.
- **Type:** string
- **Restart required:** no
- **System:** no
- **Optional:** no

- **Example value:** https://.*\consol\de (allows links to “https://<any>.consol.de”)
- **Since:** 6.11.1.7



Please note that whitelisting domains might make ConSol CM vulnerable to cross-site scripting and other attacks. Choose the domains you whitelist carefully!

ticketListRefreshIntervalInSeconds

- **Module:** cmweb-server-adapter
- **Description:** Refresh interval for the ticket list (in seconds).
- **Type:** integer
- **Restart required:** no
- **System:** yes
- **Optional:** no
- **Example value:** 180
- **Since:** 6.0

ticketListSizeLimit

- **Module:** cmweb-server-adapter
- **Description:** Maximum number of tickets in the ticket list.
- **Type:** integer
- **Restart required:** no
- **System:** yes
- **Optional:** no
- **Example value:** 100
- **Since:** 6.0

tickets.delete.size

- **Module:** cmas-core-server
- **Description:** Defines the number of tickets deleted in a single transaction.
- **Type:** integer
- **Restart required:** only Session Service
- **System:** yes
- **Optional:** no
- **Example value:** 10 (default value)
- **Since:** 6.8.1

time.buffer

- **Module:** cmas-dwh-server
- **Description:** Number of minutes to extend the date of the start of the live mode.

- **Type:** integer
- **Restart required:** no
- **System:** yes
- **Optional:** yes
- **Example value:** 5
- **Since:** 6.8.1.11

tinymce.enabled

- **Module:** cmweb-server-adapter
- **Description:** Determines whether Froala (“false”) or TinyMCE (“true”) is used as an editor for the Web Client.
- **Type:** boolean
- **Restart required:** no
- **System:** no
- **Optional:** yes
- **Example value:** false (default value)
- **Since:** 6.12.1.0
- **Removed in:** 6.14.0.0

transaction.timeout.minutes

- **Module:** cmas-core-server
- **Description:** Sets the transaction timeout (in minutes) for the task execution service, i.e., one run of a task must finish before this timeout is reached. The changes are visible only for new tasks, the execution of which started after the configuration change.
- **Type:** integer
- **Restart required:** no
- **System:** no
- **Optional:** yes
- **Example value:** 10*60 (10 hours - default value)
- **Since:** 6.10

ttl.days

- **Module:** cmas-web-notifications
- **Description:** Determines the time (in days) after which unpinned notifications are removed.
- **Type:** integer
- **Restart required:** no
- **System:** no
- **Optional:** no

- **Example value:** 15
- **Since:** 6.12.0.0

tx.read.only.mode.enabled

- **Module:** cmweb-server-adapter
- **Description:** Enables read-only transactions for faster page loading. This transactional behavior was introduced in 6.11.0, and this property acts as a safety guard to restore the old behaviors. Do not change this value unless you are facing transaction problems and advised by ConSol.
- **Type:** boolean
- **Restart required:** no
- **System:** no
- **Optional:** yes
- **Example value:** true (default value)
- **Since:** 6.11

unit.description.mode

- **Module:** cmas-core-server
- **Description:** Defines whether contact descriptions in the ticket history are taken from the database or dynamically rendered using templates. The value, "DYNAMIC", is a bit more costly from the performance perspective, while "PROTOCOL" is faster but returns historical names which might be outdated. Use "PROTOCOL" if you have lots of history entries from many different units. This is also the default value in CM versions 6.11.1.1 and up.
- **Type:** string
- **Restart required:** no
- **System:** no
- **Optional:** yes
- **Example value:** PROTOCOL
- **Since:** 6.11.0

unit.replace.batchSize

- **Module:** cmas-core-server
- **Description:** Defines the number of objects to be processed in a single customer replacement batch.
- **Type:** integer
- **Restart required:** no
- **System:** yes
- **Optional:** no
- **Example value:** 5
- **Since:** 6.8.2

unit.replace.timeout

- **Module:** cmas-core-server
- **Description:** Determines the transaction timeout (in seconds) of a customer replacement action step.
- **Type:** integer
- **Restart required:** no
- **System:** yes
- **Optional:** no
- **Example value:** 120
- **Since:** 6.8.2

unit.transfer.order

- **Module:** cmas-dwh-server
- **Description:** Defines in which order customer field groups should be transferred to the DWH.
- **Type:** string
- **Restart required:** no
- **System:** yes
- **Optional:** yes
- **Example value:** company;customer
- **Since:** 6.6.19
- **Removed in:** 6.8.1

unitIndexSearchResultSizeLimit

- **Module:** cmweb-server-adapter
- **Description:** Defines the maximum number of hints for all customer autocomplete or suggestion components (e.g. when adding customer to a ticket). Components customizations (maxHints, maxSuggestions) may change that value.
- **Type:** integer
- **Restart required:** no
- **System:** yes
- **Optional:** no
- **Example value:** 5
- **Since:** 6.0

unused.content.remover.cluster.node.id

- **Module:** cmas-core-server
- **Description:** Value of a `cmas.clusternode.id` designating which node will remove unused ticket attachments and customer content entries.
- **Type:** string
- **Restart required:** no

- **System:** yes
- **Optional:** yes
- **Example value:** 1 (assuming cluster node started with the parameter `-Dcmas.clusternode.id=1`)
- **Since:** 6.9.0.0

unused.content.remover.enabled

- **Module:** cmas-core-server
- **Description:** Specifies whether a removal of unused ticket attachments and customer content entries should take place.
- **Type:** boolean
- **Restart required:** no
- **System:** yes
- **Optional:** no
- **Example value:** true
- **Since:** 6.9.0.0

unused.content.remover.polling.minutes

- **Module:** cmas-core-server
- **Description:** Determines the time interval (in minutes) for checking unused ticket attachments and customer content entries for removal.
- **Type:** integer
- **Restart required:** no
- **System:** yes
- **Optional:** no
- **Example value:** 15
- **Since:** 6.9.0.0

unused.content.remover.ttl.minutes

- **Module:** cmas-core-server
- **Description:** Minimum interval (in minutes) while removed attachments and comments are preserved before finally deleting them from the database.
- **Type:** integer
- **Restart required:** no
- **System:** yes
- **Optional:** no
- **Example value:** 1440
- **Since:** 6.9.0.0

update.6.11.0.0.sleep

- **Module:** cmas-setup-hibernate
- **Description:** Helper property for the update preparation scripts introduced in context of CM database refactoring in version 6.11. This is an optional setting allowing a delay (in milliseconds) after each loop iteration of the preparation scripts. Setting the delay should lower the database load, for example during working hours. This property may be removed after the update preparation tasks finish.
- **Type:** integer
- **Restart required:** no
- **System:** no
- **Optional:** yes
- **Example value:** 0
- **Since:** 6.11.0.0, for use in 6.10.5.x

update.6.11.0.0.timezone

- **Module:** cmas-setup-hibernate
- **Description:** Helper property for the ticket history migration (the new way of counting history groups). Since 6.11.0.0 the groups are constant (2h time span), but before 6.11.0.0 groups were not constant and depended on the customer's time zone. Migration scripts use an old algorithm to calculate groups and therefore need information about the time zone. The property should be set to the timezone which is most commonly used by the customers. If the property is not set, the default server time zone is used (`TimeZone.getDefault()`). The property should be set before updating to 6.11.0.0 and will be removed automatically after migration. The list of accepted timezones can be found for example here: <http://joda-time.sourceforge.net/timezones.html>.
- **Type:** string
- **Restart required:** no
- **System:** no
- **Optional:** yes
- **Example value:** Europe/Berlin
- **Since:** 6.11.0.0, for use before updating to this version

urlLogoutPath

- **Module:** cmweb-server-adapter
- **Description:** URL which is opened when the user logs out. There are three configuration possibilities:
 - Empty value: The user is redirected to the login page.
 - `<CM URL>/cm-client/logout`: The user is redirected to the logout page, which includes a link to log in again.
 - Any URL: The user is redirected to the given URL outside ConSol CM.
- **Type:** string
- **Restart required:** no

- **System:** yes
- **Optional:** yes
- **Example value:** https://mycmserver/cm-client/logout
- **Since:** 6.3.1, behavior changed in 6.11.2.0

url.track

- **Module:** cmas-core-server
- **Description:** Determines the URL of CM/Track to be used by the class `LinkService` to generate links to tickets in CM/Track. The following example shows how the use the convenience method to generate a link to a ticket (the ticket object is passed as a parameter).

```
url = linkTo.track(ticket);
```

- **Type:** string
- **Restart required:** no
- **System:** yes
- **Optional:** yes
- **Example value:** http://localhost:8080/track
- **Since:** 6.13.0.0

url.webclient

- **Module:** cmas-core-server
- **Description:** Determines the URL of the Web Client to be used by the class `LinkService` to generate links to tickets, customers or resources in the Web Client. The following example shows how the use the convenience method to generate a link to a customer (the customer object is passed as a parameter).

```
url = linkTo.webclient(unit);
```

- **Type:** string
- **Restart required:** no
- **System:** yes
- **Optional:** yes
- **Example value:** http://localhost:8080/cm-client
- **Since:** 6.13.0.0

voCacheEnabled

- **Module:** cmweb-server-adapter
- **Description:** This property enables additional caching for the Web Client, voCaching, of complete objects, thus improving performance.
- **Type:** boolean

- **Restart required:** no
- **System:** yes
- **Optional:** yes
- **Example value:** true
- **Since:** 6.11.1.0

i **Notes:**

- Since ConSol CM version 6.11.1.1, the default value is “true” for non-clustered environments. The value is set to “true” automatically during the setup or update of ConSol CM 6.11.1.1.
- When voCaching is enabled and lazy loading is used for folding ticket history entries, once the engineer unfolded an entry, he cannot fold it again by reloading the page or opening the ticket from the workspace.
- When using the dynamic mode for displaying engineer and customer names in the ticket history (as configured in the system properties [cmas-core-server, engineer.description.mode](#) and [cmas-core-server, unit.description.mode](#)), the new version of the engineer and/or customer name is only displayed after the ticket has been changed.
- This system property is ignored for clustered environments (environments with [cmas-core-shared, cluster.mode](#) set to “true”). In clustered environments, voCaching is always disabled to avoid problems that changes made to objects on one node are not visible on the other nodes.

warmup.executor.enabled

- **Module:** cmas-core-server
- **Description:** Specifies whether the server should asynchronously warm up during startup (e.g., fill some of the internal caches) for better performance.
- **Type:** boolean
- **Restart required:** no
- **System:** yes
- **Optional:** no
- **Example value:** true
- **Since:** 6.9.4.2

webSessionTimeoutInMinutes

- **Module:** cmweb-server-adapter
- **Description:** Session timeout in minutes.
- **Type:** integer
- **Restart required:** yes
- **System:** yes
- **Optional:** no

- **Example value:** 180
- **Removed in:** 6.7.1
- **Replaced by:** cmas-core-server, server.session.timeout

wfl.sticky.transfer.disabled

- **Module:** cmas-core-server
- **Description:** Enables using preserved original names of workflow elements.
- **Type:** boolean
- **Restart required:** no
- **System:** no
- **Optional:** yes
- **Example value:** false
- **Since:** 6.10.1.0

wicketAjaxRequestHeaderFilterEnabled

- **Module:** cmweb-server-adapter
- **Description:** This enables the filter for Wicket AJAX requests, coming from stale pages with Wicket 1.4 scripting (CM < 6.8.0), after an update to CM > 6.8.0.
- **Type:** boolean
- **Restart required:** yes
- **System:** yes
- **Optional:** yes
- **Example value:** false
- **Since:** 6.8.1

workflow.deploy.cache.eviction.disabled

- **Module:** cmas-core-server
- **Description:** Determines if the infinispn cache should be cleared after deployment ("true") or not ("false"). If the property is set to "true", all mappings are removed from the cache.
- **Type:** boolean
- **Restart required:** no
- **System:** no
- **Optional:** yes
- **Example value:** false (default value)
- **Since:** 6.11.1.4

X-Frame-Options

- **Module:** cmweb-server-http-headers
- **Description:** Example property to illustrate the configuration of HTTP headers. In this case the delivered HTTP header contains the field *X-Frame-Options* with the value "SAMEORIGIN".

Each property in the module `cmweb-server-http-headers` represents one header field. The property name/key identifies the response header field and the value of the property is the field value sent in this header.



Please be aware that additional HTTP response headers must be correctly defined with the exact spelling as officially specified! Please note also that the correct interpretation and application of these headers is fully in the realm and responsibility of the client browser which requested the page!

- **Type:** string
- **Restart required:** no
- **System:** no
- **Optional:** yes
- **Example value:** SAMEORIGIN
- **Since:** 6.10.8

F.1.2 List of System Properties by Module

This chapter lists the system properties included in the following modules.

- [cmas-analytics \(module\)](#)
- [cmas-app-admin-tool \(module\)](#)
- [cmas-archive-core-server \(module\)](#)
- [cmas-auth-server \(module\)](#)
- [cmas-core-cache \(module\)](#)
- [cmas-core-index-common \(module\)](#)
- [cmas-core-security \(module\)](#)
- [cmas-core-server \(module\)](#)
- [cmas-core-shared \(module\)](#)
- [cmas-dwh-server \(module\)](#)
- [cmas-nimh \(module\)](#)
- [cmas-nimh-extension \(module\)](#)
- [cmas-restapi-core \(module\)](#)
- [cmas-restapi-http-headers \(module\)](#)
- [cmas-setup-hibernate \(module\)](#)
- [cmas-setup-manager \(module\)](#)
- [cmas-setup-scene \(module\)](#)
- [cmas-web-notifications \(module\)](#)
- [cmas-workflow-engine \(module\)](#)
- [cmas-workflow-jbpm \(module\)](#)
- [cmweb-server-http-headers \(module\)](#)
- [cmweb-server-adapter \(module\)](#)

F.1.2.1 cmas-analytics (module)

metabase.secret.key

- **Module:** cmas-analytics
- **Description:** Determines the string used to generate the private key used to validate Metabase JWT messages. Needs to match the setting *String used by the JWT signing key* in the Metabase configuration.
- **Type:** string
- **Restart required:** no
- **System:** no
- **Optional:** no
- **Example value:** 50e2230c98344f183c996e6a3954c1a1e43ed100cc36f4ea093800aa2d8a1075
- **Since:** 6.13.0.0

metabase.url

- **Module:** cmas-analytics
- **Description:** Determines the URL where the Metabase application runs. Needs to match the setting *Site URL* in the Metabase configuration.
- **Type:** string
- **Restart required:** no
- **System:** no
- **Optional:** no
- **Example value:** http://localhost:3000 (default value)
- **Since:** 6.13.0.0

F.1.2.2 cmas-app-admin-tool (module)

admin.tool.consumed.licences.check.interval

- **Module:** cmas-app-admin-tool
- **Description:** Sets the interval (in seconds) to monitor the number of consumed licenses.
- **Type:** integer
- **Restart required:** no
- **System:** no
- **Optional:** yes
- **Example value:** 30 (default value)
- **Since:** 6.11.0.0

admin.tool.consumed.licences.pool.name

- **Module:** cmas-app-admin-tool
- **Description:** Sets the license pool name to monitor the number of consumed licenses.
- **Type:** string

- **Restart required:** no
- **System:** no
- **Optional:** yes
- **Example value:** CONCURRENT_USERS (default value)
- **Since:** 6.11.0.0

admin.tool.session.check.interval

- **Module:** cmas-app-admin-tool
- **Description:** Configures the time interval (in seconds) in which the system checks for inactive (ended) Admin Tool sessions.
- **Type:** integer
- **Restart required:** yes
- **System:** yes
- **Optional:** no
- **Example value:** 30
- **Since:** 6.7.5

autocomplete.enabled

- **Module:** cmas-app-admin-tool
- **Description:** Controls if the *Autocomplete address* navigation item is displayed in the Admin Tool. It is hidden, if this system property is missing or its value is "false".
- **Type:** boolean
- **Restart required:** no
- **System:** yes
- **Optional:** yes
- **Example value:** true
- **Since:** 6.9.2.0

delete.ticket.enabled

- **Module:** cmas-app-admin-tool
- **Description:** Controls if tickets can be deleted in the ticket administration of the Admin Tool. The default value is "true".
- **Type:** boolean
- **Restart required:** no
- **System:** yes
- **Optional:** yes
- **Example value:** true
- **Since:** 6.9.4.0

dwh.administration.refresh.interval.seconds

- **Module:** cmas-app-admin-tool
- **Description:** Internal DWH property, not to be changed manually. This property is used to set the interval for refreshing the list of actions in the Admin Tool, section *Data Warehouse -> Administration -> Actions*.
- **Type:** integer
- **Restart required:** no
- **System:** yes
- **Optional:** yes
- **Example value:** 10
- **Since:** 6.11.0.1

script.validation.interval.seconds

- **Module:** cmas-app-admin-tool
- **Description:** Sets the interval in seconds between two code checks in the script editor of the Admin Tool and Process Designer.
- **Type:** Integer
- **Restart required:** no
- **System:** no
- **Optional:** no
- **Example value:** 1 (default value)
- **Since:** 6.11.0.1

start.groovy.task.enabled

- **Module:** cmas-app-admin-tool
- **Description:** Determines if it is possible to execute tasks in the Admin Tool, section *Services -> Task Execution*. Set this system property to "true" to enable task execution.
- **Type:** boolean
- **Restart required:** no
- **System:** no
- **Optional:** yes
- **Example value:** true
- **Since:** 6.9.4.0

task.panel.refresh.interval.seconds

- **Module:** cmas-app-admin-tool
- **Description:** Sets the time in seconds after which the task list in the Admin Tool is refreshed.
- **Type:** Integer
- **Restart required:** no
- **System:** no

- **Optional:** no
- **Example value:** 10
- **Since:** 6.10.5.3 (not added automatically during update from versions prior to 6.10.5.3!)

F.1.2.3 cmas-archive-core-server (module)

archive.enabled

- **Module:** cmas-archive-core-server
- **Description:** Determines if GDPR-compliant deletions or anonymizations, which delete ticket or contact data from the ConSol CM database, are applied to CM/Archive as well. By default, this property is set to “false”, meaning that no data is deleted from CM/Archive. If you set this property to “true”, GDPR-compliant deletions or anonymizations are also performed in CM/Archive. This affects both already archived tickets and newly archived tickets.
- **Type:** boolean
- **Restart required:** no
- **System:** no
- **Optional:** yes
- **Example value:** false (default value)
- **Since:** 6.11.2.5

archive.uri

- **Module:** cmas-archive-core-server
- **Description:** Sets the URL where the CM/Archive application is running.
- **Type:** string
- **Restart required:** no
- **System:** no
- **Optional:** no
- **Example value:** <server_url>:8090
- **Since:** 6.11.2.0

F.1.2.4 cmas-auth-server (module)

access.token.signing.key

- **Module:** cmas-auth-server
- **Description:** Determines the secret shared between the authorization server and all client applications using OAuth2, e.g. CM/Archive. The value of this property needs to match the value of *archive.oauth2.access.token.signing.key* in the configuration file of CM/Archive.
- **Type:** password
- **Restart required:** yes
- **System:** no
- **Optional:** no

- **Example value:** my_password
- **Since:** 6.11.2.0

client.archive.access.token.validity.seconds

- **Module:** cmas-auth-server
- **Description:** Determines the validity period in seconds of the access token required for using CM/Archive.
- **Type:** integer
- **Restart required:** no
- **System:** no
- **Optional:** no
- **Example value:** 43200 (default value)
- **Since:** 6.11.2.0

client.archive.enabled

- **Module:** cmas-auth-server
- **Description:** Determines if CM/Archive is enabled (“true”) or disabled (“false”).
- **Type:** boolean
- **Restart required:** no
- **System:** no
- **Optional:** no
- **Example value:** false
- **Since:** 6.11.2.0
- **Removed in:** 6.11.2.2

client.archive.refresh.token.validity.seconds

- **Module:** cmas-auth-server
- **Description:** Determines the validity period in seconds of the refresh token required for obtaining new access tokens for CM/Archive.
- **Type:** integer
- **Restart required:** no
- **System:** no
- **Optional:** no
- **Example value:** 2592000 (default value)
- **Since:** 6.11.2.0

client.archive.secret

- **Module:** cmas-auth-server
- **Description:** Determines the secret shared between the authorization server and CM/Archive. The value of the property needs to match the value of *archive.oauth2.client.secret* in the configuration file of CM/Archive.

- **Type:** password
- **Restart required:** no
- **System:** no
- **Optional:** no
- **Example value:** my_password
- **Since:** 6.11.2.0

client.was.access.token.validity.seconds

- **Module:** cmas-auth-server
- **Description:** Determines the validity period in seconds of the access token required for using the Web Admin Suite.
- **Type:** integer
- **Restart required:** no
- **System:** no
- **Optional:** no
- **Example value:** 43200 (default value)
- **Since:** 6.12.0.0

client.was.refresh.token.validity.seconds

- **Module:** cmas-auth-server
- **Description:** Determines the validity period in seconds of the refresh token required for obtaining new access tokens for the Web Admin Suite.
- **Type:** integer
- **Restart required:** no
- **System:** no
- **Optional:** no
- **Example value:** 2592000 (default value)
- **Since:** 6.12.0.0

client.was.secret

- **Module:** cmas-auth-server
- **Description:** Determines the secret shared between the authorization server and the Web Admin Suite.
- **Type:** password
- **Restart required:** no
- **System:** no
- **Optional:** no
- **Example value:** my_password
- **Since:** 6.12.0.0
- **Removed in:** 6.12.0.1

F.1.2.5 cmas-core-cache (module)

cache-cluster-name

- **Module:** cmas-core-cache
- **Description:** Unique name of a cluster consisting of several CM nodes. This value is used to identify the nodes belonging to the same cluster during network communication. Please do not change this value manually unless advised by ConSol.
- **Type:** string
- **Restart required:** yes
- **System:** yes
- **Optional:** no
- **Example value:** 635a6de1-629a-4129-8299-2d98633310f0
- **Since:** 6.4.0

cache.logging.listener.enabled

- **Module:** cmas-core-cache
- **Description:** Determines whether cache events are logged to `infinispan.log` for the standalone mode and `jgroups-infinispan.log` for the cluster mode.
- **Type:** boolean
- **Restart required:** yes
- **System:** no
- **Optional:** yes
- **Example value:** false (default value)
- **Since:** 6.12.0.5

eviction.event.queue.size

- **Module:** cmas-core-cache
- **Description:** The size of the queue holding cache events. The default value is 200000. It is recommended to increase the value slightly (up to 400000) on systems with high traffic or load. [Deprecated - not used for infinispan]
- **Type:** integer
- **Restart required:** yes
- **System:** yes
- **Optional:** no
- **Example value:** 200000 (default value)
- **Since:** 6.4.0

eviction.lifeSpan

- **Module:** cmas-core-cache
- **Description:** Sets the interval (in milliseconds) for cache entry validity. When this time is elapsed, the entry is removed from the cache.

- **Type:** integer
- **Restart required:** yes
- **System:** no
- **Optional:** yes
- **Example value:** 86400000 (default value)
- **Since:** 6.11.1.0

eviction.max.nodes

- **Module:** cmas-core-cache
- **Description:** Sets the maximum size of internal caches. The default value is 100000. Increasing it will lead to higher memory consumption and is not recommended unless explicitly advised by ConSol.
- **Type:** integer
- **Restart required:** yes
- **System:** yes
- **Optional:** no
- **Example value:** 100000 (default value)
- **Since:** 6.4.0

eviction.strategy

- **Module:** cmas-core-cache
- **Description:** Determines the cache eviction strategy. Please see the Infinispan documentation for details.
- **Type:** string
- **Restart required:** yes
- **System:** no
- **Optional:** yes
- **Example value:** LRU, LIRS (default value)
- **Since:** 6.11.1.0

eviction.wakeup.interval

- **Module:** cmas-core-cache
- **Description:** Sets the interval (in milliseconds) between two cache queue event processing cycles. The default value is 3000. It is recommended to decrease it (minimum is 1500) on systems with high traffic or load.
- **Type:** integer
- **Restart required:** yes
- **System:** yes
- **Optional:** no

- **Example value:** 3000 (default value)
- **Since:** 6.4.0

F.1.2.6 cmas-core-index-common (module)

big.task.minimum.size

- **Module:** cmas-core-index-common
- **Description:** Indicates the minimum size of index task (in parts, each part has 100 entities) to qualify this task as a big one. Big tasks have a lower priority than runtime tasks.
- **Type:** integer
- **Restart required:** no
- **System:** yes
- **Optional:** no
- **Example value:** 15 (default value)
- **Since:** 6.8.3

database.notification.enabled

- **Module:** cmas-core-index-common
- **Description:** Indicates whether the database should be used as a notification channel for index updates instead of JMS. The default value is “true.”
- **Type:** boolean
- **Restart required:** no
- **System:** yes
- **Optional:** no
- **Example value:** true
- **Since:** 6.8.4.7
- **Removed in:** 6.12.0.0

database.notification.redelivery.delay.seconds

- **Module:** cmas-core-index-common
- **Description:** If the database is used as a notification channel for index updates, this property indicates the delay for notification redelivery when an exception occurs.
- **Type:** integer
- **Restart required:** no
- **System:** yes
- **Optional:** no
- **Example value:** 60
- **Since:** 6.8.4.7

database.notification.redelivery.max.attempts

- **Module:** cmas-core-index-common
- **Description:** If the database is used as a notification channel for index updates, this property indicates maximum redelivery attempts when an exception occurs.
- **Type:** integer
- **Restart required:** no
- **System:** yes
- **Optional:** no
- **Example value:** 60
- **Since:** 6.8.4.7

disable.admin.task.auto.commit

- **Module:** cmas-core-index-common
- **Description:** Toggle for the automatic execution of administrative index update tasks. If set to “false”, possibly expensive index tasks created as a result of configuration changes will be automatically executed right after creation. It is recommended to set this value to “true”, so that the execution of administrative index tasks needs to be manually triggered in the Admin Tool or Web Admin Suite.
- **Type:** boolean
- **Restart required:** no
- **System:** yes
- **Optional:** no
- **Example value:** false
- **Since:** 6.6.1

index.attachment

- **Module:** cmas-core-index-common
- **Description:** Determines whether the content of attachments is indexed.
- **Type:** boolean
- **Restart required:** no
- **System:** yes
- **Optional:** no
- **Example value:** true
- **Since:** 6.4.3

index.history

- **Module:** cmas-core-index-common
- **Description:** Determines whether ticket and customer history is indexed.
- **Type:** boolean
- **Restart required:** no
- **System:** yes

- **Optional:** no
- **Example value:** false
- **Since:** 6.1.0
- **Removed in:** 6.11.0

index.status

- **Module:** cmas-core-index-common
- **Description:** Index synchronization status, possible values are GREEN, YELLOW or RED. This value is set internally by the index system, please do not change it manually unless advised by ConSol.
- **Type:** string
- **Restart required:** no
- **System:** yes
- **Optional:** no
- **Example value:** GREEN
- **Since:** 6.6.1

index.task.worker.threads

- **Module:** cmas-core-index-common
- **Description:** Sets the number of threads that will be used to execute index tasks. The default value is 1, we recommend to increase it slightly on systems with large indexer load up to a value of 4.
- **Type:** integer
- **Restart required:** no
- **System:** yes
- **Optional:** no
- **Example value:** 1 (default value)
- **Since:** 6.6.14, 6.7.3. Since 6.8.0 and exclusively in 6.6.21 also normal (live) index updates are affected by this property.

index.version.current

- **Module:** cmas-core-index-common
- **Description:** Holds information about the current index version. This value is maintained internally, please do not change it unless advised by ConSol.
- **Type:** integer
- **Restart required:** no
- **System:** yes
- **Optional:** no
- **Example value:** 1 (default value)
- **Since:** 6.7.0

index.version.newest

- **Module:** cmas-core-index-common
- **Description:** Holds information about which index version is considered newest. This value is maintained internally, please do not change it unless advised by ConSol.
- **Type:** integer
- **Restart required:** no
- **System:** yes
- **Optional:** no
- **Example value:** 1 (default value)
- **Since:** 6.7.0

indexed.assets.per.thread.in.memory

- **Module:** cmas-core-index-common
- **Description:** Determines how many assets should be loaded into memory at once, per thread, during indexing.
- **Type:** integer
- **Restart required:** no
- **System:** yes
- **Optional:** no
- **Example value:** 200 (default value)
- **Since:** 6.8.0

indexed.engineers.per.thread.in.memory

- **Module:** cmas-core-index-common
- **Description:** Determines how many engineers should be loaded into memory at once, per thread, during indexing. Increasing it slightly will lead to better indexer performance at the price of higher memory consumption.
- **Type:** integer
- **Restart required:** no
- **System:** yes
- **Optional:** no
- **Example value:** 300 (default value)
- **Since:** 6.6.14, 6.7.3

indexed.resources.per.thread.in.memory

- **Module:** cmas-core-index-common
- **Description:** Determines how many resources should be loaded into memory at once, per thread, during indexing. Increasing it slightly will lead to better indexer performance at the price of higher memory consumption.
- **Type:** integer
- **Restart required:** no

- **System:** yes
- **Optional:** no
- **Example value:** 200 (default value)
- **Since:** 6.10.0.0

[indexed.tickets.per.thread.in.memory](#)

- **Module:** cmas-core-index-common
- **Description:** Determines how many tickets should be loaded into memory at once, per thread, during indexing. Increasing it slightly will lead to better indexer performance at the price of higher memory consumption.
- **Type:** integer
- **Restart required:** no
- **System:** yes
- **Optional:** no
- **Example value:** 100 (default value)
- **Since:** 6.6.14, 6.7.3

[indexed.units.per.thread.in.memory](#)

- **Module:** cmas-core-index-common
- **Description:** Determines how many customers should be loaded into memory at once, per thread, during indexing. Increasing it slightly will lead to better indexer performance at the price of higher memory consumption.
- **Type:** integer
- **Restart required:** no
- **System:** yes
- **Optional:** no
- **Example value:** 200 (default value)
- **Since:** 6.6.14, 6.7.3

[synchronize.archive.timeout.minutes](#)

- **Module:** cmas-core-index-common
- **Description:** Determines the time period in minutes during which index updates are archived. The default value of this property is “60” for clustered environments and “0” for non-clustered environments. If the master node is switched, the new master can recover missing data in case it had not been fully synchronized with the previous master indexing server at the moment of switch.
- **Type:** integer
- **Restart required:** no
- **System:** yes
- **Optional:** no

- **Example value:** 60
- **Since:** 6.12.0.0

synchronize.master.address

- **Module:** cmas-core-index-common
- **Description:** Value of `-Dcmas.http.host.port` specifying how to connect to the indexing master server. Since 6.12.0.0 it is possible to switch the node acting as master node by entering the address of the new master node. The index updates are archived for the time configured in the property `cmas-core-index-common, synchronize.archive.timeout.minutes`, so the new master can recover missing data in case it had not been fully synchronized with the previous master indexing server at the moment of switch.
- **Type:** integer
- **Restart required:** no
- **System:** yes
- **Optional:** yes
- **Example value:** 127.0.0.1:80
- **Since:** 6.6.0

synchronize.master.security.token

- **Module:** cmas-core-index-common
- **Description:** The password for accessing the index snapshot via URL, e.g., for index synchronization or for backups. This value is negotiated between nodes internally, please do not change it manually unless advised by ConSol.
- **Type:** string
- **Restart required:** no
- **System:** yes
- **Optional:** yes
- **Example value:** token
- **Since:** 6.6.0

synchronize.master.security.user

- **Module:** cmas-core-index-common
- **Description:** The user name for accessing the index snapshot via URL, e.g., for index synchronization or for backups. This value is negotiated between nodes internally, please do not change it manually unless advised by ConSol.
- **Type:** string
- **Restart required:** no
- **System:** yes
- **Optional:** yes
- **Example value:** user
- **Since:** 6.6.0

`synchronize.master.timeout.minutes`

- **Module:** cmas-core-index-common
- **Description:** Determines how much time (in minutes) the master server may continually fail until a new master gets elected. 0 means that master server will never change (failover mechanism is disabled).
- **Type:** integer
- **Restart required:** no
- **System:** yes
- **Optional:** no
- **Example value:** 5 (default value)
- **Since:** 6.6.0

`synchronize.megabits.per.second`

- **Module:** cmas-core-index-common
- **Description:** Determines how much bandwidth (in megabits) the master server may consume when transferring index changes to all slave servers. Do not use all available bandwidth to transfer index changes between hosts, as doing so will most probably partition the cluster due to some subsystems being unable to communicate.
- **Type:** integer
- **Restart required:** no
- **System:** yes
- **Optional:** no
- **Example value:** 85 (default value)
- **Since:** 6.6.0

`synchronize.sleep.millis`

- **Module:** cmas-core-index-common
- **Description:** Determines how often each slave server polls the master server for index changes.
- **Type:** integer
- **Restart required:** no
- **System:** yes
- **Optional:** no
- **Example value:** 1000 (default value)
- **Since:** 6.6.0

F.1.2.7 cmas-core-security (module)

admin.email

- **Module:** cmas-core-security
- **Description:** The email address of the ConSol CM administrator. The value which you entered during system setup is used initially.
- **Type:** string
- **Restart required:** no
- **System:** yes
- **Optional:** no
- **Example value:** myuser@consol.de
- **Since:** 6.0

admin.login

- **Module:** cmas-core-security
- **Description:** The login name of the ConSol CM administrator. The value which you entered during system setup is used initially.
- **Type:** string
- **Restart required:** no
- **System:** yes
- **Optional:** no
- **Example value:** admin
- **Since:** 6.0

authentication.method

- **Module:** cmas-core-security
- **Description:** Sets the user authentication method (internal database or LDAP authentication). Allowed values are LDAP or DATABASE.
- **Type:** string
- **Restart required:** no
- **System:** yes
- **Optional:** no
- **Example value:** DATABASE
- **Since:** 6.0
- **Removed in:** 6.14.0.0

brute.force.admin.auth.failures.notify.amount

- **Module:** cmas-core-security
- **Description:** Defines the number of unsuccessful authentication attempts after which the administrator will be notified. The default value is 100.
- **Type:** integer

- **Restart required:** no
- **System:** yes
- **Optional:** no
- **Example value:** 100
- **Since:** 6.14.0

`brute.force.admin.auth.failures.notify.period`

- **Module:** cmas-core-security
- **Description:** Defines the period in minutes for checking for failed authentication attempts to inform the administrator. If more failed authentication attempts than defined in `brute.force.admin.auth.failures.notify.amount` occur in this timeframe, the administrator is notified about this via email. The default value is 60.
- **Type:** integer
- **Restart required:** no
- **System:** yes
- **Optional:** no
- **Example value:** 60
- **Since:** 6.14.0

`brute.force.attempts.to.block`

- **Module:** cmas-core-security
- **Description:** Defines the number of unsuccessful authentication attempts after which an account will be blocked. The default value is 7.
- **Type:** integer
- **Restart required:** no
- **System:** yes
- **Optional:** no
- **Example value:** 7
- **Since:** 6.14.0

`brute.force.auto.unblock.active`

- **Module:** cmas-core-security
- **Description:** Determines if the mechanism to automatically unblock an account after a certain time period is enabled. The default value is "true".
- **Type:** boolean
- **Restart required:** no
- **System:** yes
- **Optional:** no
- **Example value:** true
- **Since:** 6.14.0

brute.force.auto.unblock.period

- **Module:** cmas-core-security
- **Description:** Defines the period in minutes after which an account is automatically unblocked. The default value is 30.
- **Type:** integer
- **Restart required:** no
- **System:** yes
- **Optional:** no
- **Example value:** 30
- **Since:** 6.14.0

brute.force.endpoint.blocking.active

- **Module:** cmas-core-security
- **Description:** Determines if the authentication protection feature is enabled for webhooks. The default value is “true”.
- **Type:** boolean
- **Restart required:** no
- **System:** yes
- **Optional:** no
- **Example value:** true
- **Since:** 6.14.0

brute.force.engineer.blocking.active

- **Module:** cmas-core-security
- **Description:** Determines if the authentication protection feature is enabled for users. The default value is “true”.
- **Type:** boolean
- **Restart required:** no
- **System:** yes
- **Optional:** no
- **Example value:** true
- **Since:** 6.14.0

brute.force.mail.notification.active

- **Module:** cmas-core-security
- **Description:** Determines if users and contacts who were blocked receive an email with a link to unblock their accounts. The administrator receives emails with information about blocked accounts and the unblock codes for these accounts. In addition, the administrator receives alerts if the number of failed attempts exceeds the value set in `brute.force.admin.auth.failures.notify.amount`. The default value is “false”.
- **Type:** boolean

- **Restart required:** no
- **System:** yes
- **Optional:** no
- **Example value:** false
- **Since:** 6.14.0

`brute.force.period.between.attempts.to.block`

- **Module:** cmas-core-security
- **Description:** Defines the period in minutes for checking for failed authentication attempts. If more failed authentication attempts than defined in `brute.force.attempts.to.block` occur in this timeframe, the user or endpoint is blocked. The default value is "1".
- **Type:** integer
- **Restart required:** no
- **System:** yes
- **Optional:** no
- **Example value:** 1
- **Since:** 6.14.0

`brute.force.unblock.code.expiration.period`

- **Module:** cmas-core-security
- **Description:** Defines the period in hours after which the unblock code will expire. The default value is "24".
- **Type:** integer
- **Restart required:** no
- **System:** yes
- **Optional:** no
- **Example value:** 24
- **Since:** 6.14.0

`brute.force.unit.blocking.active`

- **Module:** cmas-core-security
- **Description:** Determines if the authentication protection feature is enabled for contacts / REST users. The default value is "true".
- **Type:** boolean
- **Restart required:** no
- **System:** yes
- **Optional:** no
- **Example value:** true
- **Since:** 6.14.0

contact.authentication.method

- **Module:** cmas-core-security
- **Description:** Sets the authentication method for contacts accessing REST services, possible values are DATABASE or LDAP or LDAP,DATABASE or DATABASE,LDAP.
- **Type:** string
- **Restart required:** no
- **System:** yes
- **Optional:** no
- **Example value:** LDAP
- **Since:** 6.9.3.0

contact.inherit.permissions.only.to.own.customer.group

- **Module:** cmas-core-security
- **Description:** Determines whether an authenticated contact via REST inherits all customer group permissions from the CM/Track user profile (“false”) or only has permissions to his own customer group (“true”).
- **Type:** boolean
- **Restart required:** no
- **System:** yes
- **Optional:** no
- **Example value:** false
- **Since:** 6.9.2.3

domain.map.for.oidc.config.CONFIGURATION_NAME

- **Module:** cmas-core-security
- **Description:** Enables mapping multiple instances of CM/Track to a specific configuration. Replace “CONFIGURATION_NAME” with the name of the configuration (if your CM/Track configuration is called “trackV2customized”, the name of the property is `domain.map.for.oidc.config.trackV2customized`). You can provide several URLs separated by a comma.
- **Type:** string
- **Restart required:** no
- **System:** no
- **Optional:** yes
- **Example value:** myserver.consol.de,myserver.consol.com
- **Since:** 6.14.0.3

engineer.authentication.method

- **Module:** cmas-core-security
- **Description:** Sets the authentication method for users. Possible values are: “DATABASE”, “LDAP”, “LDAP,DATABASE”, “DATABASE,LDAP”

- **Type:** string
- **Restart required:** no
- **System:** yes
- **Optional:** no
- **Example value:** DATABASE
- **Since:** 6.14.0.0

kerberos.v5.enabled

- **Module:** cmas-core-security
- **Description:** Indicates whether user authentication using SSO via Kerberos is enabled.
- **Type:** boolean
- **Restart required:** no
- **System:** yes
- **Optional:** no
- **Example value:** false (default value if Kerberos was not enabled during system setup)
- **Since:** 6.2.0

kerberos.v5.username.regex

- **Module:** cmas-core-security
- **Description:** Regular expression used for mapping Kerberos principals to CM user login names.
- **Type:** string
- **Restart required:** no
- **System:** yes
- **Optional:** no
- **Example value:** (.*)@.*
- **Since:** 6.2.0

ldap.authentication

- **Module:** cmas-core-security
- **Description:** LDAP authentication method used when using LDAP authentication. Possible values are "anonymous" and "simple".
- **Type:** string
- **Restart required:** yes
- **System:** yes
- **Optional:** no
- **Example value:** simple (default value)
- **Since:** 6.0
- **Removed in:** 6.14.0.0

ldap.basedn

- **Module:** cmas-core-security
- **Description:** Base DN used for looking up LDAP user accounts when using LDAP authentication.
- **Type:** string
- **Restart required:** no
- **System:** yes
- **Optional:** no
- **Example value:** ou=accounts,dc=consol,dc=de
- **Since:** 6.0
- **Removed in:** 6.14.0.0

ldap.contact.NAME.basedn

- **Module:** cmas-core-security
- **Description:** Base path to search for the contact DN by LDAP ID.
- **Type:** string
- **Restart required:** no
- **System:** no
- **Optional:** yes
- **Example value:** ou=accounts,dc=consol,dc=de
- **Since:** 6.9.3.0

ldap.contact.NAME.password

- **Module:** cmas-core-security
- **Description:** Password to look up the contact DN by LDAP ID. If not set, the anonymous account is used.
- **Type:** string
- **Restart required:** no
- **System:** no
- **Optional:** yes
- **Since:** 6.9.3.0

ldap.contact.NAME.providerurl

- **Module:** cmas-core-security
- **Description:** Address of the LDAP server (ldap[s]://host:port) used for contact authentication.
- **Type:** string
- **Restart required:** no
- **System:** no
- **Optional:** yes

- **Example value:** ldap://ldap.consol.de:389
- **Since:** 6.9.3.0

ldap.contact.NAME.searchattr

- **Module:** cmas-core-security
- **Description:** Attribute to search for the contact DN by LDAP ID (e.g. uid).
- **Type:** string
- **Restart required:** no
- **System:** no
- **Optional:** yes
- **Example value:** uid
- **Since:** 6.9.3.0

ldap.contact.NAME.userdn

- **Module:** cmas-core-security
- **Description:** User DN to look up contact DN by LDAP ID. If not set, the anonymous account is used.
- **Type:** string
- **Restart required:** no
- **System:** no
- **Optional:** yes
- **Since:** 6.9.3.0

ldap.engineer.NAME.basedn

- **Module:** cmas-core-security
- **Description:** Base DN used for looking up LDAP user accounts when using LDAP authentication.
- **Type:** string
- **Restart required:** no
- **System:** yes
- **Optional:** no
- **Example value:** ou=accounts,dc=consol,dc=de
- **Since:** 6.14.0.0

ldap.engineer.NAME.password

- **Module:** cmas-core-security
- **Description:** Password for connecting to LDAP to look up users when using LDAP authentication. Only needed if lookup cannot be performed anonymously.
- **Type:** password
- **Restart required:** no
- **System:** yes

- **Optional:** yes
- **Since:** 6.14.0.0

ldap.engineer.NAME.providerurl

- **Module:** cmas-core-security
- **Description:** URL to LDAP provider, when using LDAP authentication.
- **Type:** string
- **Restart required:** no
- **System:** yes
- **Optional:** no
- **Example value:** ldap://myserver.consol.de:389
- **Since:** 6.14.0.0

ldap.engineer.NAME.searchattr

- **Module:** cmas-core-security
- **Description:** Search attribute for looking up the LDAP entries associated with a CM login.
- **Type:** string
- **Restart required:** no
- **System:** yes
- **Optional:** no
- **Example value:** uid
- **Since:** 6.14.0.0

ldap.engineer.NAME.userdn

- **Module:** cmas-core-security
- **Description:** LDAP user for connecting to LDAP to look up users when using LDAP authentication. Only needed if the lookup cannot be performed anonymously.
- **Type:** string
- **Restart required:** no
- **System:** yes
- **Optional:** yes
- **Since:** 6.14.0.0

ldap.initialcontextfactory

- **Module:** cmas-core-security
- **Description:** Class name for the initial context factory of the LDAP implementation when using LDAP authentication. Usually this is `com.sun.jndi.ldap.LdapCtxFactory`.
- **Type:** string
- **Restart required:** yes
- **System:** yes

- **Optional:** no
- **Example value:** com.sun.jndi.ldap.LdapCtxFactory
- **Since:** 6.0

ldap.password

- **Module:** cmas-core-security
- **Description:** Password for connecting to LDAP to look up users when using LDAP authentication. Only needed if lookup cannot be performed anonymously.
- **Type:** password
- **Restart required:** no
- **System:** yes
- **Optional:** yes
- **Since:** 6.1.2
- **Removed in:** 6.14.0.0

ldap.providerurl

- **Module:** cmas-core-security
- **Description:** URL to LDAP provider, when using LDAP authentication.
- **Type:** string
- **Restart required:** no
- **System:** yes
- **Optional:** no
- **Example value:** ldap://myserver.consol.de:389
- **Since:** 6.0
- **Removed in:** 6.14.0.0

ldap.searchattr

- **Module:** cmas-core-security
- **Description:** Search attribute for looking up the LDAP entries associated with a CM login.
- **Type:** string
- **Restart required:** no
- **System:** yes
- **Optional:** no
- **Example value:** uid
- **Since:** 6.0
- **Removed in:** 6.14.0.0

ldap.userdn

- **Module:** cmas-core-security
- **Description:** LDAP user for connecting to LDAP to look up users when using LDAP authentication. Only needed if the lookup cannot be performed anonymously.
- **Type:** string
- **Restart required:** no
- **System:** yes
- **Optional:** yes
- **Since:** 6.1.2
- **Removed in:** 6.14.0.0

oidc.track.authority.default

- **Module:** cmas-core-security
- **Description:** Indicates the URL of the authenticating authority, e.g. ADFS. Replace “default” by the name of the configuration in the property name to specify this setting for a specific configuration.
- **Type:** string
- **Restart required:** no
- **System:** yes
- **Optional:** no
- **Example value:** https://localhost/adfs
- **Since:** 6.14.0.3

oidc.track.clientId.default

- **Module:** cmas-core-security
- **Description:** Indicates the client ID (application ID) of the application, as registered in ADFS or Azure AD. Replace “default” by the name of the configuration in the property name to specify this setting for a specific configuration.
- **Type:** string
- **Restart required:** no
- **System:** yes
- **Optional:** yes
- **Since:** 6.14.0.3

oidc.track.clientSecret.default

- **Module:** cmas-core-security
- **Description:** Indicates the secret of the client, generated using ADFS or Azure AD. Replace “default” by the name of the configuration in the property name to specify this setting for a specific configuration.
- **Type:** password
- **Restart required:** no

- **System:** yes
- **Optional:** yes
- **Since:** 6.14.0.3

oidc.track.enabled.default

- **Module:** cmas-core-security
- **Description:** Indicates whether user authentication using SSO via OIDC is enabled. Replace “default” by the name of the configuration in the property name to specify this setting for a specific configuration.
- **Type:** boolean
- **Restart required:** no
- **System:** yes
- **Optional:** no
- **Example value:** false (default value)
- **Since:** 6.14.0.3

oidc.track.redirectUri.default

- **Module:** cmas-core-security
- **Description:** Indicates the redirect URI where authentication responses can be received. This is either the OIDC endpoint on the CM server running CM/Track or on the load balancer. Replace “default” by the name of the configuration in the property name to specify this setting for a specific configuration.
- **Type:** string
- **Restart required:** no
- **System:** yes
- **Optional:** no
- **Example value:** http://localhost/track/oidc/
- **Since:** 6.14.0.3

oidc.track.usernameClaim.default

- **Module:** cmas-core-security
- **Description:** Indicates the name of the claim in the ID token which is used to map the user to a customer in ConSol CM. The value depends on the ADFS settings; the default values are “upn” and “unique_name”. Replace “default” by the name of the configuration in the property name to specify this setting for a specific configuration.
- **Type:** string
- **Restart required:** no
- **System:** yes
- **Optional:** no
- **Example value:** upn
- **Since:** 6.14.0.3

oidc.track.usernameRegexp.default

- **Module:** cmas-core-security
- **Description:** Defines the regular expression used for mapping the user name claim values to ConSol CM user names. Replace “default” by the name of the configuration in the property name to specify this setting for a specific configuration.
 - **“upn” as claim:** `(.*)@.*` will transform the claim value “user1@sso.yourdomain.com” to “user1” and look up “user1” in the ConSol CM database.
 - **“unique_name” as claim:** `.*\((.*)` will transform the claim value “SSO\user1” to “user1” and look up “user1” in the ConSol CM database.
- **Type:** string
- **Restart required:** no
- **System:** yes
- **Optional:** no
- **Since:** 6.14.0.3

password.reset.mail.from

- **Module:** cmas-core-security
- **Description:** Defines the from address (sender) of emails for resetting the password. If not set, the value of the `admin.email` property is used instead.
- **Type:** String
- **Restart required:** no
- **System:** no
- **Optional:** no
- **Example value:** mypwreset@consol.de
- **Since:** 6.11.0.1

policy.password.age


- **Module:** cmas-core-security
- **Description:** Defines the maximum validity period (in days) of passwords before the user needs to change the password. Example “183” (6 months), default value: “5500” (= 15 years, i.e., no password change enforced).
- **Type:** integer
- **Restart required:** no
- **System:** no
- **Optional:** yes
- **Example value:** 5500 (15 years, default value)
- **Since:** 6.10.1.0


policy.password.pattern

- **Module:** cmas-core-security
- **Description:** Defines a regular expression pattern which new passwords have to match. The default value is `^(?=.*[0-9])(?=.*[A-Z])(?=.*[a-z]).{7,}$` (at least 7 characters, of which one capital letter, one lower case letter and one number).
- **Type:** string
- **Restart required:** no
- **System:** no
- **Optional:** yes
- **Example value:** `^(?=.*[0-9])(?=.*[A-Z])(?=.*[a-z]).{7,}$` (default value)
- **Since:** 6.10.1.0

policy.rotation.ratio

- **Module:** cmas-core-security
- **Description:** Defines how often passwords may repeat. For example, setting the value to X means that the new password cannot be present among the user's X previous passwords.

 Since 6.11.2.8, this property is also taken into account for CM/Track. Nevertheless, any value greater than 1 is interpreted as 1, so that it is only possible to compare the new password to the current one.

 You can set the property to 0 to disable password rotation checks in CM/Track.

- **Type:** integer
- **Restart required:** no
- **System:** no
- **Optional:** yes
- **Example value:** 5 (default value)
- **Since:** 6.10.1.0, changed in 6.11.2.8

policy.username.case.sensitive

- **Module:** cmas-core-security
- **Description:** Defines whether user names are case-sensitive.
- **Type:** boolean
- **Restart required:** no
- **System:** no
- **Optional:** yes
- **Example value:** true (default value)
- **Since:** 6.10.1.0

policy.track.username.case.sensitive

- **Module:** cmas-core-security
- **Description:** Defines whether customer user names in CM/Track case-sensitive.
- **Type:** boolean
- **Restart required:** no
- **System:** no
- **Optional:** yes
- **Example value:** true (default value)
- **Since:** 6.11.0.0


resetCode.expirationPeriod

- **Module:** cmas-core-security
- **Description:** Defines the expiration period for the link when resetting the password in CM/Track.
- **Type:** Integer
- **Restart required:** no
- **System:** no
- **Optional:** yes
- **Example value:** 86400000 (default value, 24 hours)
- **Since:** 6.10.1

F.1.2.8 cmas-core-server (module)

attachment.allowed.types

- **Module:** cmas-core-server
- **Description:** Comma-separated list of allowed attachment file types. By default, only images, PDF and text files are allowed. If no value is provided, all files are allowed (not recommended)

 The property is not considered for attachments added with CM/Doc, i.e. it is not required to allow docx as a file extension for attachments in order to use CM/Doc.

- **Type:** string
- **Restart required:** no
- **System:** yes
- **Optional:** no
- **Example value:** jpg,jpeg,gif,bmp,png,pdf,txt
- **Since:** 6.5.0, modified in 6.13.0.8

attachment.max.size

- **Module:** cmas-core-server
- **Description:** Maximum attachment size, in MB. This property controls the size of attachments at tickets, customers, and resources. It also controls the size of incoming (not outgoing) email attachments. The value of this property needs to be aligned with the respective setting in the application server configuration (add the parameter `max-post-size` to the `http listener` in `cm6.xml`, `cm6-cmrf.xml` or `domain.xml`). In addition you might need to increase the value of `cmas-nimh`, `mailbox.default.task.max.message.size`. The value of this property is displayed in the Web Client when adding a new attachment.
- **Type:** integer
- **Restart required:** no
- **System:** yes
- **Optional:** no
- **Example value:** 100 (default value)
- **Since:** 6.4.0

attachment.type.hints

- **Module:** cmas-core-server
- **Description:** Allows you to assign MIME types to not yet officially supported file extensions, so these file extensions can be detected correctly.
- **Type:** string
- **Restart required:** no
- **System:** no
- **Optional:** yes
- **Example value:** 7z:application/x-7z-compressed, zip:application/zip, wav:audio/x-wav
- **Since:** 6.11.2.0

calendar.csv.dateFormat

- **Module:** cmas-core-server
- **Description:** Format of the date given in the CSV file containing the list of holidays.
- **Type:** string
- **Restart required:** no
- **System:** no
- **Optional:** yes
- **Example value:** dd/MM/yyyy
- **Since:** 6.9.3.2

calendar.csv.separator

- **Module:** cmas-core-server
- **Description:** Separator used in the CSV file containing the list of holidays.
- **Type:** string

- **Restart required:** no
- **System:** no
- **Optional:** yes
- **Example value:** ,
- **Since:** 6.9.3.2

config.data.version

- **Module:** cmas-core-server
- **Description:** The internal version number of the current system configuration. This property is maintained internally, please do not change it unless advised by ConSol.
- **Type:** integer
- **Restart required:** no
- **System:** yes
- **Optional:** no
- **Example value:** 11
- **Since:** 6.0

config.import.global.transaction.enabled

- **Module:** cmas-core-server
- **Description:** Determines whether the configuration (without localizations) should be imported within a single transaction.
- **Type:** Boolean
- **Restart required:** no
- **System:** no
- **Optional:** yes
- **Example value:** true (default value)
- **Since:** 6.11.1.0

customfield.content.file.max.size

- **Module:** cmas-core-server
- **Description:** Determines the maximum size in MB of the images which can be added as content of rich text fields.
- **Type:** integer
- **Restart required:** no
- **System:** yes
- **Optional:** yes
- **Example value:** 10
- **Since:** 6.11.2.2

dao.log.threshold.milliseconds

- **Module:** cmas-core-server
- **Description:** Used to configure database operation times logging. DAO methods whose execution takes longer than the time set in this property (in milliseconds) are logged.
- **Type:** integer
- **Restart required:** no
- **System:** no
- **Optional:** yes
- **Example value:** 500 (default value)
- **Since:** 6.11.1.0

dao.log.username

- **Module:** cmas-core-server
- **Description:** Used to configure database operation times logging. The execution of DAO methods which are related to the user name stated in this property is logged. Only one user name can be provided. The value is empty by default.
- **Type:** string
- **Restart required:** no
- **System:** no
- **Optional:** yes
- **Example value:** webadmin
- **Since:** 6.11.1.0

defaultCommentClassName

- **Module:** cmas-core-server
- **Description:** Name of the default text class for comments.
- **Type:** string
- **Restart required:** no
- **System:** no
- **Optional:** yes
- **Example value:** default_class
- **Since:** 6.3.0

defaultIncommingMailClassName

- **Module:** cmas-core-server
- **Description:** Name of the default text class for incoming emails.
- **Type:** string
- **Restart required:** no
- **System:** no
- **Optional:** yes

- **Example value:** default_class
- **Since:** 6.3.0

defaultOutgoingMailClassName

- **Module:** cmas-core-server
- **Description:** Name of the default text class for outgoing emails.
- **Type:** string
- **Restart required:** no
- **System:** no
- **Optional:** yes
- **Example value:** default_class
- **Since:** 6.3.0

engineer.description.cache.enabled

- **Module:** cmas-core-server
- **Description:** Defines whether user descriptions are cached. The default value is “true”, please do not change it unless advised by ConSol.
- **Type:** boolean
- **Restart required:** no
- **System:** no
- **Optional:** yes
- **Example value:** true (default value)
- **Since:** 6.11.0

engineer.description.mode

- **Module:** cmas-core-server
- **Description:** Defines whether the user names in the ticket history are taken from the database or dynamically rendered using templates. The default value “DYNAMIC” is a bit more costly from the performance perspective, while “PROTOCOL” is faster but returns historical names which might be outdated. Use “PROTOCOL” if you have lots of history entries from many different users.
- **Type:** string
- **Restart required:** no
- **System:** no
- **Optional:** yes
- **Example value:** PROTOCOL
- **Since:** 6.11.0

engineer.description.template.name

- **Module:** cmas-core-server
- **Description:** Defines the name of the template which is used to render engineer names for display in the Web Client. The template has to be stored in the *Templates* section of the Admin Tool / Web Admin Suite.
- **Type:** String
- **Restart required:** no
- **System:** no
- **Optional:** no
- **Example value:** engineer description template name (default value)
- **Since:** 6.11.0

external.line.access.prefix

- **Module:** cmas-core-server
- **Description:** General prefix to dial before an area code. Set for each customer group separately.
- **Type:** integer
- **Restart required:** no
- **System:** no
- **Optional:** yes
- **Example value:** 411
- **Since:** 6.9.3.0

fetchSize.strategy

- **Module:** cmas-core-server
- **Description:** Strategy for selecting the fetch size on JDBC result sets.
- **Type:** string
- **Restart required:** no
- **System:** yes
- **Optional:** yes
- **Example value:** FetchSizePageBasedStrategy, FetchSizeThresholdStrategy, FetchSizeFixedStrategy
- **Since:** 6.8.4.1

fetchSize.strategy.FetchSizeFixedStrategy.value

- **Module:** cmas-core-server
- **Description:** Sets the fetch size value if the selected strategy to set the fetch size is **FetchSizeFixedStrategy**. Please do not change this value unless advised by ConSol.
- **Type:** integer
- **Restart required:** no
- **System:** yes

- **Optional:** yes
- **Example value:** 150
- **Since:** 6.8.4.1

fetchSize.strategy.FetchSizePageBasedStrategy.limit

- **Module:** cmas-core-server
- **Description:** Sets the maximum fetch size value if the selected strategy to set the fetch size is `FetchSizePageBasedStrategy`. Please do not change this value unless advised by ConSol.
- **Type:** integer
- **Restart required:** no
- **System:** yes
- **Optional:** yes
- **Example value:** 10000
- **Since:** 6.8.4.1

fetchSize.strategy.FetchSizeThresholdStrategy.value

- **Module:** cmas-core-server
- **Description:** Sets the fetch size threshold border values if the selected strategy to set the fetch size is `FetchSizeThresholdStrategy`. Please do not change this value unless advised by ConSol.
- **Type:** integer
- **Restart required:** no
- **System:** yes
- **Optional:** yes
- **Example value:** 150,300,600,1000
- **Since:** 6.8.4.1

heartbeat

- **Module:** cmas-core-server
- **Description:** Timestamp that indicates if an instance of the application is connected to the database schema.
- **Type:** integer
- **Restart required:** no
- **System:** yes
- **Optional:** no
- **Example value:** 1234567899
- **Since:** 6.10.5.3

internal.line.access.prefix

- **Module:** cmas-core-server
- **Description:** Prefix that the company's telephony system requires for outside lines. Set for each customer group separately.
- **Type:** integer
- **Restart required:** no
- **System:** no
- **Optional:** yes
- **Example value:** 199
- **Since:** 6.9.3.0

jmx.full.exposure

- **Module:** cmas-core-server
- **Description:** Controls the availability of methods which can be used to retrieve or delete data from ConSol CM via JMX. The property is set to "false" by default, meaning that these methods cannot be used via JMX. If you set the property to "true", these methods can be used via JMX to retrieve or delete data.
- **Type:** boolean
- **Restart required:** no
- **System:** yes
- **Optional:** no
- **Example value:** false (default value)
- **Since:** 6.11.2.5



It is strictly recommended to have this property set to "false" on production systems.

last.config.change

- **Module:** cmas-core-server
- **Description:** Random UUID created during the last configuration change. This is a value maintained internally, please do not change it unless advised by ConSol.
- **Type:** string
- **Restart required:** no
- **System:** yes
- **Optional:** no
- **Example value:** 2573c7b7-2bf5-47ff-b5a2-bad31951a266
- **Since:** 6.1.0, 6.2.1

last.config.change.templates

- **Module:** cmas-core-server
- **Description:** Random UUID created during the last change in templates. This is a value maintained internally, please do not change it unless advised by ConSol.
- **Type:** string
- **Restart required:** no
- **System:** yes
- **Optional:** no
- **Example value:** 2573c7c7-2af5-4eff-b9c2-bad31951a266
- **Since:** 6.10.5.0

ldap.certificate.basedn

- **Module:** cmas-core-server
- **Description:** Base DN for the certificate location in the LDAP tree. Since version 6.14.0.0 this property is mandatory. In earlier CM versions, if not set, the value of the property `cmas-core-security, ldap.basedn` is used.
- **Type:** string
- **Restart required:** no
- **System:** yes
- **Optional:** yes
- **Example value:** ou=accounts,dc=consol,dc=de
- **Since:** 6.8.4

ldap.certificate.content.attribute

- **Module:** cmas-core-server
- **Description:** Name of the LDAP attribute where the certificate data is stored in the LDAP tree.
- **Type:** string
- **Restart required:** no
- **System:** yes
- **Optional:** yes
- **Example value:** usercertificate (default value)
- **Since:** 6.8.4

ldap.certificate.password

- **Module:** cmas-core-server
- **Description:** Password of the LDAP certificate manager. Since version 6.14.0.0 this property is mandatory. In earlier CM versions, if not set, the value of the property `cmas-core-security, ldap.password` is used.
- **Type:** string
- **Restart required:** no
- **System:** yes

- **Optional:** yes
- **Since:** 6.8.4

ldap.certificate.providerurl

- **Module:** cmas-core-server
- **Description:** URL of the LDAP certificate provider. Since version 6.14.0.0 this property is mandatory. In earlier CM versions, if not set, the value of the property `cmas-core-security, ldap.providerurl` is used.
- **Type:** string
- **Restart required:** no
- **System:** yes
- **Optional:** yes
- **Example value:** ldap://myserver.consol.de:389
- **Since:** 6.8.4

ldap.certificate.searchattr

- **Module:** cmas-core-server
- **Description:** LDAP attribute name used to search for certificates in the LDAP tree.
- **Type:** string
- **Restart required:** no
- **System:** yes
- **Optional:** yes
- **Example value:** mail (default value)
- **Since:** 6.8.4

ldap.certificate.userdn

- **Module:** cmas-core-server
- **Description:** DN of the LDAP certificate manager. Since version 6.14.0.0 this property is mandatory. In earlier CM versions, if not set, the value of the property `cmas-core-security, ldap.userdn` is used.
- **Type:** string
- **Restart required:** no
- **System:** yes
- **Optional:** yes
- **Since:** 6.8.4

local.country.prefix

- **Module:** cmas-core-server
- **Description:** Prefix of the local country code. Set for each customer group separately.
- **Type:** integer
- **Restart required:** no

- **System:** no
- **Optional:** yes
- **Example value:** 48
- **Since:** 6.9.3.0

mail.encryption

- **Module:** cmas-core-server
- **Description:** If the property is set to “true”, the encryption checkbox in the email editor of the Web Client is checked by default. The default value of the property is “false”.
- **Type:** boolean
- **Restart required:** no
- **System:** yes
- **Optional:** no
- **Example value:** true
- **Since:** 6.8.4.0

mail.notification.engineerChange

- **Module:** cmas-core-server
- **Description:** Determines whether notification emails should be sent when the assignee of a ticket is changed.
- **Type:** boolean
- **Restart required:** no
- **System:** yes
- **Optional:** no
- **Example value:** true
- **Since:** 6.1.0

mail.notification.sender

- **Module:** cmas-core-server
- **Description:** Defines the From address (sender) for system notification emails which are sent when the assignee of a case is changed. If not set, the value in the **from** tag in the notification template is used instead. If this is unset too, the value of the **mail.from** property is used.
- **Type:** string
- **Restart required:** no
- **System:** yes
- **Optional:** yes
- **Example value:** cm6notification@cm6installation
- **Since:** 6.6.3

mail.redelivery.retry.count

- **Module:** cmas-core-server
- **Description:** Number of redelivery attempts of an outgoing email.
- **Type:** integer
- **Restart required:** no
- **System:** yes
- **Optional:** no
- **Example value:** 3
- **Since:** 6.1.0

mail.smtp.email

- **Module:** cmas-core-server
- **Description:** SMTP URL for outgoing emails
- **Type:** string
- **Restart required:** no
- **System:** yes
- **Optional:** no
- **Example value:** smtp://mail.mydomain.com:25
- **Since:** 6.0

mail.smtp.email.password

- **Module:** cmas-core-server
- **Description:** SMTP password for outgoing emails. If this property is set, it takes precedence over the value from the SMTP URL.
- **Type:** password
- **Restart required:** no
- **System:** yes
- **Optional:** yes
- **Example value:** password
- **Since:** 6.11.2.2

mail.smtp.email.user

- **Module:** cmas-core-server
- **Description:** SMTP user name for outgoing emails. If this property is set, it takes precedence over the value from the SMTP URL.
- **Type:** string
- **Restart required:** no
- **System:** yes
- **Optional:** yes

- **Example value:** myuser
- **Since:** 6.11.2.2

mail.smtp.envelopesender

- **Module:** cmas-core-server
- **Description:** Email address used as a sender in SMTP envelope. If not set, the From address of the email is used.
- **Type:** string
- **Restart required:** no
- **System:** yes
- **Optional:** no
- **Example value:** mysender@mydomain.com
- **Since:** 6.5.7

mail.smtp.tls.enabled

- **Module:** cmas-core-server
- **Description:** Activates SMTP via SSL/TLS (SMTPS) for sending emails from the Web Client and scripts. The default value is "false". If it is set to "true", SMTPS is activated for sending emails.
- **Type:** boolean
- **Restart required:** yes
- **System:** no
- **Optional:** yes
- **Example value:** true
- **Since:** 6.11.1.6

mailSender.executionInterval.seconds

- **Module:** cmas-core-server
- **Description:** Determines the period in seconds before the system checks if there are new emails to be sent.
- **Type:** integer
- **Restart required:** no
- **System:** no
- **Optional:** yes
- **Example value:** 10
- **Since:** 6.12.0.0

mailSender.lockingLimit

- **Module:** cmas-core-server
- **Description:** Determines the number of emails fetched from the database for sending in a single transaction.
- **Type:** integer

- **Restart required:** no
- **System:** no
- **Optional:** yes
- **Example value:** 1
- **Since:** 6.12.0.0

mailSender.lockTimeout.seconds

- **Module:** cmas-core-server
- **Description:** Determines the period in seconds before a locked email is released for another lock.
- **Type:** integer
- **Restart required:** no
- **System:** no
- **Optional:** yes
- **Example value:** 199
- **Since:** 6.12.0.0

mailSender.maxAttempts

- **Module:** cmas-core-server
- **Description:** Determines the maximum number of attempts, including the first attempt, before an email is removed.
- **Type:** integer
- **Restart required:** no
- **System:** no
- **Optional:** yes
- **Example value:** 3
- **Since:** 6.12.0.0

mailSender.nodeId

- **Module:** cmas-core-server
- **Description:** Determines the ID of the node on which the thread for sending emails is started (only in clustered environments). If the value is "all" or no value is provided, the threads are started on every node.
- **Type:** string
- **Restart required:** no
- **System:** no
- **Optional:** yes
- **Example value:** all
- **Since:** 6.12.0.0

mailSender.retryInterval.seconds

- **Module:** cmas-core-server
- **Description:** Determines the period in seconds before another attempt to send an email is made, if the previous attempt failed.
- **Type:** integer
- **Restart required:** no
- **System:** no
- **Optional:** yes
- **Example value:** 60
- **Since:** 6.12.0.0

mailSender.threads.number

- **Module:** cmas-core-server
- **Description:** Determines the number of threads for sending emails.
- **Type:** integer
- **Restart required:** no
- **System:** no
- **Optional:** yes
- **Example value:** 1
- **Since:** 6.12.0.0

mailSender.txTimeout.seconds

- **Module:** cmas-core-server
- **Description:** Determines the transaction timeout for sending emails in seconds.
- **Type:** integer
- **Restart required:** no
- **System:** no
- **Optional:** yes
- **Example value:** 60
- **Since:** 6.12.0.0

max.licences.perUser

- **Module:** cmas-core-server
- **Description:** Sets the maximum number of licenses which a single user can use (e.g., logging in from different browsers). By default this value is not restricted.
- **Type:** integer
- **Restart required:** no
- **System:** yes
- **Optional:** yes

- **Example value:** 10
- **Since:** 6.8.4.5

ml.evict.unused.after.hours

- **Module:** cmas-core-server
- **Description:** The number of hours after which a machine learning model is evicted from cache if it is not used. The ConSol CM server checks every hour for machine learning models to evict.
- **Type:** integer
- **Restart required:** no
- **System:** yes
- **Optional:** no
- **Example value:** 24 (default value)
- **Since:** 6.13.0.0

ml.learn.worker.threads

- **Module:** cmas-core-server
- **Description:** The number of threads that a machine learning algorithm can use while training its machine learning model.
- **Type:** integer
- **Restart required:** no
- **System:** yes
- **Optional:** no
- **Example value:** 1 (default value)
- **Since:** 6.13.0.0

monitoring.engineer.login

- **Module:** cmas-core-server
- **Description:** Login for the special user (engineer) used for monitoring.
- **Type:** string
- **Restart required:** no
- **System:** yes
- **Optional:** yes
- **Example value:** nagios
- **Since:** 6.9.3.0

monitoring.unit.login

- **Module:** cmas-core-server
- **Description:** Login for the special user (contact) used for monitoring.
- **Type:** string
- **Restart required:** no

- **System:** yes
- **Optional:** yes
- **Example value:** nagios
- **Since:** 6.9.3.0

nimh.enabled

- **Module:** cmas-core-server
- **Description:** Enables the NIMH service which controls email polling and processing in ConSol CM. Must be suffixed with NODEID in cluster environments e.g. `nimh.enabled.NODEID = "true"`.
- **Type:** boolean
- **Restart required:** no
- **System:** no
- **Optional:** yes
- **Example value:** false
- **Since:** 6.9.4.0

number.of.tasks

- **Module:** cmas-core-server
- **Description:** Number of threads to use by the Task Execution Framework (TEF).
- **Type:** integer
- **Restart required:** no
- **System:** no
- **Optional:** yes
- **Example value:** 1
- **Since:** 6.9.4.0

recent.items.cleanup.cluster.node.id

- **Module:** cmas-core-server
- **Description:** Value of a `-Dcmas.clusternode.id` designating the node which will clean up recent items.
- **Type:** string
- **Restart required:** no
- **System:** yes
- **Optional:** yes
- **Example value:** 1 (assuming the cluster node started with `-Dcmas.clusternode.id=1` parameter)
- **Since:** 6.11.0.1

recent.items.cleanup.interval.minutes

- **Module:** cmas-core-server
- **Description:** Determines the time interval (in minutes) in which recent items should be checked for removal.
- **Type:** integer
- **Restart required:** no
- **System:** yes
- **Optional:** no
- **Example value:** 60
- **Since:** 6.11.0.1

recent.items.max.per.engineer

- **Module:** cmas-core-server
- **Description:** Maximum number of preserved recent items per engineer while cleaning up (older recent items will be deleted).
- **Type:** integer
- **Restart required:** no
- **System:** yes
- **Optional:** no
- **Example value:** 500
- **Since:** 6.11.0.1

recent.items.persistence.enabled

- **Module:** cmas-core-server
- **Description:** Enables persistence of recent items. If the property is set to “false”, it prevents storing new recent items. If a recently visited widget (`recentlyVisitedWidget`) is used on a dashboard, this property needs to be set to “true”. Otherwise, you can set it to “false” to save system resources.
- **Type:** boolean
- **Restart required:** no
- **System:** yes
- **Optional:** no
- **Example value:** true
- **Since:** 6.11.1.0

resource.replace.batchSize

- **Module:** cmas-core-server
- **Description:** Defines the number of objects to be processed in a single resource replacement batch.
- **Type:** integer
- **Restart required:** no

- **System:** yes
- **Optional:** no
- **Example value:** 5
- **Since:** 6.10.0.0

[resource.replace.timeout](#)

- **Module:** cmas-core-server
- **Description:** Determines the transaction timeout (in seconds) of a resource replacement action step.
- **Type:** integer
- **Restart required:** no
- **System:** yes
- **Optional:** no
- **Example value:** 120
- **Since:** 6.10.0.0

[script.evict.unused.after.hours](#)

- **Module:** cmas-core-server
- **Description:** Determines the number of hours for which unused scripts remain in the cache. After this time, the compiled class of the script is removed. The ConSol CM server checks for scripts to evict every hour.
- **Type:** integer
- **Restart required:** no
- **System:** yes
- **Optional:** no
- **Example value:** 24 (default)
- **Since:** 6.11.1.14

[script.logging.threshold.seconds](#)

- **Module:** cmas-core-server
- **Description:** Determines the time (in seconds) after which a warning is written to the log file if it is exceeded during script execution.
- **Type:** integer
- **Restart required:** no
- **System:** no
- **Optional:** yes
- **Example value:** 10 (default)
- **Since:** 6.10.1.0

serial.mods.tracking.enabled

- **Module:** cmas-core-server
- **Description:** Low level technical flag deciding whether serial diff tracking for entities is enabled. If enabled, there will be no `StackOverflow` error in case a dependency between two entities (for example engineer and ticket) causes an infinite loop first and then as a result, the stack overflow. The property must be added to the configuration manually. It will not be added to a system configuration during setup or update.



Please do not enable this property unless advised by ConSol. It is a low level technical flag with intricate consequences for the system behavior.

- **Type:** boolean
- **Restart required:** no
- **System:** no
- **Optional:** yes
- **Example value:** false (default value)
- **Since:** 6.10.7.0, 6.11.0.5

server.instance.task.crash.period.seconds

- **Module:** cmas-core-server
- **Description:** Determines the period (in seconds) for detecting live and crashed ConSol CM server instances.
- **Type:** integer
- **Restart required:** no
- **System:** no
- **Optional:** yes
- **Example value:** 60 (default value)
- **Since:** 6.11.1.6

server.instance.task.period.seconds

- **Module:** cmas-core-server
- **Description:** Determines the interval (in seconds) between repeated task executions. The task will be executed repeatedly with the given number of seconds between each execution.
- **Type:** integer
- **Restart required:** no
- **System:** no
- **Optional:** yes
- **Example value:** 5 (default value)
- **Since:** 6.11.1.6

server.session.archive.reaper.interval

- **Module:** cmas-core-server
- **Description:** Determines the interval (in seconds) when the reaper for archived server sessions is executed (refers to the database table `cmas_user_session`).
- **Type:** integer
- **Restart required:** no
- **System:** yes
- **Optional:** yes
- **Example value:** 60
- **Since:** 6.7.1

server.session.archive.timeout

- **Module:** cmas-core-server
- **Description:** Server sessions archive validity timeout (in days). After this time session info is removed from the database (refers to the database table `cmas_user_session`).
- **Type:** integer
- **Restart required:** no
- **System:** yes
- **Optional:** no
- **Example value:** 3 or 7
- **Since:** 6.7.1

server.session.heartbeat.enabled.WEB_CLIENT

- **Module:** cmas-core-server
- **Description:** Determines if the session heartbeat is enabled for the Web Client. If this property is set to "true", a heartbeat is sent to the ConSol CM server every 20 seconds and with every page reload. If the server does not receive a heartbeat during the configured interval, the session is considered orphaned and ended according to the configured mode.
- **Type:** boolean
- **Restart required:** no
- **System:** no
- **Optional:** yes
- **Example value:** true (default value)
- **Since:** 6.11.2.9

server.session.heartbeat.mode

- **Module:** cmas-core-server
- **Description:** Determines when orphaned sessions are ended if the session heartbeat is enabled. There are two possible values:
 - **LAZY:** Orphaned sessions are ended when the same user authenticates again or when there are no more licenses available (default value).
 - **EAGER:** Orphaned sessions are ended immediately.
- **Type:** string
- **Restart required:** no
- **System:** no
- **Optional:** yes
- **Example value:** LAZY (default value)
- **Since:** 6.11.2.9

server.session.heartbeat.timeout.seconds

- **Module:** cmas-core-server
- **Description:** Determines the period after which a session is considered orphaned if the session heartbeat is enabled and no heartbeat is received. The default value is 300, meaning that orphaned sessions are ended after 5 minutes.
- **Type:** integer
- **Restart required:** no
- **System:** no
- **Optional:** yes
- **Example value:** 300 (default value)
- **Since:** 6.11.2.9

server.session.reaper.interval

- **Module:** cmas-core-server
- **Description:** Determines the interval (in seconds) when the reaper for inactive (ended) server sessions is executed, refers to the database table [cmas_user_session](#).
- **Type:** integer
- **Restart required:** only Session Service
- **System:** yes
- **Optional:** no
- **Example value:** 10800 (3 hours)
- **Since:** 6.6.1, 6.7.1

server.session.timeout

- **Module:** cmas-core-server
- **Description:** Server session timeout (in seconds) for connected clients (database table `cmas_user_session`). Each client can overwrite this timeout with custom value using its ID (ADMIN_TOOL, WEB_CLIENT, WORKFLOW_EDITOR, TRACK, ETL, REST, WAS) appended to property name, e.g., `server.session.timeout.WAS`.
Please see also the page customization attributes `updateTimeServerSessionActivityEnabled` and `updateTimeServerSessionActivity`, both of type `cmApplicationCustomization`.
- **Type:** integer
- **Restart required:** no
- **System:** yes
- **Optional:** no
- **Example value:** 1800
- **Since:** 6.6.1, 6.7.1

Detailed explanation for the Admin Tool:

- `server.session.timeout.ADMIN_TOOL`
Defines the time interval how long the server considers a session valid while there is no activity from the Admin Tool holding the session. The Admin Tool is not aware of this value, it only suffers having an invalid session, if the last activity has been longer in the past.
- `admin.tool.session.check.interval`
Defines the time between two checks done by the Admin Tool, if the server still considers its session valid.

For example, if `admin.tool.session.check.interval = 60`, the Admin Tool queries the server every minute if its session is still active/valid. In case `server.session.timeout.ADMIN_TOOL = 600` the Admin Tool will get the response that the session is now invalid after ten minutes of inactivity.

skip.wfl.transfer.cleanup

- **Module:** cmas-core-server
- **Description:** Enables skipping the cleanup process after the deployment of a new workflow version. The cleanup checks whether elements which were deleted in the workflow model need to be preserved and - if not - removes them physically. Changing the default ("false") to "true" might help if problems with deleted elements during the deployment of a new workflow version occur.
- **Type:** boolean
- **Restart required:** no
- **System:** no
- **Optional:** yes
- **Example value:** false (default value)
- **Since:** 6.9.4.1

skip.wfl.transfer.translations.cleanup

- **Module:** cmas-core-server
- **Description:** Enables skipping the cleanup of localized properties of removed workflow elements.
- **Type:** boolean
- **Restart required:** no
- **System:** no
- **Optional:** yes
- **Example value:** false (default value)
- **Since:** 6.10.5.5

strict.utf.bmp.enabled

- **Module:** cmas-core-server
- **Description:** ConSol CM installations which use a MySQL database with a 2-byte encoding / collation setting cannot handle incoming emails which contain 4-byte UTF8 characters. If you set this property to “true”, all 4-byte UTF8 characters are filtered out from email subjects before any database interaction. Since 6.11.2.7, it also filters out 4-byte UTF8 characters from other header fields, and since 6.11.2.8 UTF8 characters are filtered out from the names of email attachments.
By default, the property value is “true” for MySQL databases, and “false” for any other database where the underlying problem should not occur. Do not change it for a MySQL database, unless you are sure that the database supports 4-byte characters.
- **Type:** boolean
- **Restart required:** no
- **System:** yes
- **Optional:** no
- **Example value:** false
- **Since:** 6.10.6.0, changed in 6.11.2.7 and 6.11.2.8

task.execution.interval.seconds

- **Module:** cmas-core-server
- **Description:** Time in seconds between the end of a completed task and the start of the next task in the Task Execution Framework.
- **Type:** Integer
- **Restart required:** no
- **System:** no
- **Optional:** no
- **Example value:** 5
- **Since:** 6.9.4.0

task.execution.node.id

- **Module:** cmas-core-server
- **Description:** Only relevant in clustered environments. The ID of the node where scripts of the TEF (Task Execution Framework) will be executed. This applies to both scripts called from the workflow and scripts called manually using the Admin Tool / Web Admin Suite, which can be started from any node.
- **Type:** Integer
- **Restart required:** yes
- **System:** no
- **Optional:** yes
- **Example value:** 2
- **Since:** 6.11.0.1

tickets.delete.size

- **Module:** cmas-core-server
- **Description:** Defines the number of tickets deleted in a single transaction.
- **Type:** integer
- **Restart required:** only Session Service
- **System:** yes
- **Optional:** no
- **Example value:** 10 (default value)
- **Since:** 6.8.1

ticket.delete.timeout

- **Module:** cmas-core-server
- **Description:** Transaction timeout (in seconds) for deleting tickets in a bulk.
- **Type:** integer
- **Restart required:** no
- **System:** yes
- **Optional:** no
- **Example value:** 60
- **Since:** 6.1.3

ticket.from.incoming.message.accepted.links

- **Module:** cmas-core-server
- **Description:** List of domains to which links are clickable in the ticket history. The whitelist applies to links in incoming emails, links in comments added via REST API, and links entered in comments and rich text fields in CM/Track. Regular expressions can be used to specify the allowed URLs. It is possible to add several URLs by using a whitespace as delimiter. The URL must start with one of the allowed protocols (http, https, ftp, ftps, file, mailto). All other

links are removed, i.e., the link is displayed in the ticket history as text but it cannot be clicked. If the property is left empty, all links are removed. The regular expression `.+` can be used to allow all domains.

- **Type:** string
- **Restart required:** no
- **System:** no
- **Optional:** no
- **Example value:** `https://.*\consol\.de` (allows links to “`https://<any>.consol.de`”)
- **Since:** 6.11.1.7



Please note that whitelisting domains might make ConSol CM vulnerable to cross-site scripting and other attacks. Choose the domains you whitelist carefully!

`transaction.timeout.minutes`

- **Module:** `cmas-core-server`
- **Description:** Sets the transaction timeout (in minutes) for the task execution service, i.e., one run of a task must finish before this timeout is reached. The changes are visible only for new tasks, the execution of which started after the configuration change.
- **Type:** integer
- **Restart required:** no
- **System:** no
- **Optional:** yes
- **Example value:** `10*60` (10 hours - default value)
- **Since:** 6.10

`unit.description.mode`

- **Module:** `cmas-core-server`
- **Description:** Defines whether contact descriptions in the ticket history are taken from the database or dynamically rendered using templates. The value, “DYNAMIC”, is a bit more costly from the performance perspective, while “PROTOCOL” is faster but returns historical names which might be outdated. Use “PROTOCOL” if you have lots of history entries from many different units. This is also the default value in CM versions 6.11.1.1 and up.
- **Type:** string
- **Restart required:** no
- **System:** no
- **Optional:** yes
- **Example value:** `PROTOCOL`
- **Since:** 6.11.0

unit.replace.batchSize

- **Module:** cmas-core-server
- **Description:** Defines the number of objects to be processed in a single customer replacement batch.
- **Type:** integer
- **Restart required:** no
- **System:** yes
- **Optional:** no
- **Example value:** 5
- **Since:** 6.8.2

unit.replace.timeout

- **Module:** cmas-core-server
- **Description:** Determines the transaction timeout (in seconds) of a customer replacement action step.
- **Type:** integer
- **Restart required:** no
- **System:** yes
- **Optional:** no
- **Example value:** 120
- **Since:** 6.8.2

unused.content.remover.cluster.node.id

- **Module:** cmas-core-server
- **Description:** Value of a `cmas.clusternode.id` designating which node will remove unused ticket attachments and customer content entries.
- **Type:** string
- **Restart required:** no
- **System:** yes
- **Optional:** yes
- **Example value:** 1 (assuming cluster node started with the parameter `-Dcmas.clusternode.id=1`)
- **Since:** 6.9.0.0

unused.content.remover.enabled

- **Module:** cmas-core-server
- **Description:** Specifies whether a removal of unused ticket attachments and customer content entries should take place.
- **Type:** boolean
- **Restart required:** no
- **System:** yes

- **Optional:** no
- **Example value:** true
- **Since:** 6.9.0.0

unused.content.remover.polling.minutes

- **Module:** cmas-core-server
- **Description:** Determines the time interval (in minutes) for checking unused ticket attachments and customer content entries for removal.
- **Type:** integer
- **Restart required:** no
- **System:** yes
- **Optional:** no
- **Example value:** 15
- **Since:** 6.9.0.0

unused.content.remover.ttl.minutes

- **Module:** cmas-core-server
- **Description:** Minimum interval (in minutes) while removed attachments and comments are preserved before finally deleting them from the database.
- **Type:** integer
- **Restart required:** no
- **System:** yes
- **Optional:** no
- **Example value:** 1440
- **Since:** 6.9.0.0

url.track

- **Module:** cmas-core-server
- **Description:** Determines the URL of CM/Track to be used by the class `LinkService` to generate links to tickets in CM/Track. The following example shows how to use the convenience method to generate a link to a ticket (the ticket object is passed as a parameter).

```
url = linkTo.track(ticket);
```

- **Type:** string
- **Restart required:** no
- **System:** yes
- **Optional:** yes
- **Example value:** http://localhost:8080/track
- **Since:** 6.13.0.0

url.webclient

- **Module:** cmas-core-server
- **Description:** Determines the URL of the Web Client to be used by the class `LinkService` to generate links to tickets, customers or resources in the Web Client. The following example shows how to use the convenience method to generate a link to a customer (the customer object is passed as a parameter).

```
url = linkTo.webclient(unit);
```

- **Type:** string
- **Restart required:** no
- **System:** yes
- **Optional:** yes
- **Example value:** http://localhost:8080/cm-client
- **Since:** 6.13.0.0

warmup.executor.enabled

- **Module:** cmas-core-server
- **Description:** Specifies whether the server should asynchronously warm up during startup (e.g., fill some of the internal caches) for better performance.
- **Type:** boolean
- **Restart required:** no
- **System:** yes
- **Optional:** no
- **Example value:** true
- **Since:** 6.9.4.2

wfl.sticky.transfer.disabled

- **Module:** cmas-core-server
- **Description:** Enables using preserved original names of workflow elements.
- **Type:** boolean
- **Restart required:** no
- **System:** no
- **Optional:** yes
- **Example value:** false
- **Since:** 6.10.1.0

workflow.deploy.cache.eviction.disabled

- **Module:** cmas-core-server
- **Description:** Determines if the infinispn cache should be cleared after deployment (“true”) or not (“false”). If the property is set to “true”, all mappings are removed from the cache.

- **Type:** boolean
- **Restart required:** no
- **System:** no
- **Optional:** yes
- **Example value:** false (default value)
- **Since:** 6.11.1.4

F.1.2.9 cmas-core-shared (module)

cluster.mode

- **Module:** cmas-core-shared
- **Description:** Specifies whether ConSol CM is running in a cluster.
- **Type:** boolean
- **Restart required:** yes
- **System:** yes
- **Optional:** no
- **Example value:** false
- **Since:** 6.1.0

cluster.unicast

- **Module:** cmas-core-shared
- **Description:** Flag to activate the jgroups unicast mode for ConSol CM clusters (as opposed to the default multicast mode causing problems in some data center environments). If set to “true”, remember to set the JVM start parameters: `jgroups.bind.port`, `jgroups.bind.address` and `jgroups.initial_hosts`.
- **Type:** boolean
- **Restart required:** yes
- **System:** yes
- **Optional:** yes
- **Example value:** false (default value)
- **Since:** 6.11.0.0
- **Removed in:** 6.12.0.0

data.directory

- **Module:** cmas-core-shared
- **Description:** Global directory for ConSol CM data (e.g., index).
- **Type:** string
- **Restart required:** no
- **System:** yes
- **Optional:** no

- **Example value:** C:\Users\user\cmas
- **Since:** 6.0

expert.mode

- **Module:** cmas-core-shared
- **Description:** Activates the expert mode in the Admin Tool to unlock extended features. For example, the system property `initialized` is only available in the expert mode.
- **Type:** boolean
- **Restart required:** no
- **System:** yes
- **Optional:** no
- **Example value:** false
- **Since:** 6.0

system.flavour

- **Module:** cmas-core-shared
- **Description:** Allows to define the system type. Possible values are: “dev”, “test”, “stage” and “prod”. On prod systems, it is not possible to perform a scene import with the option to delete all existing data. In the Web Admin Suite, the system type is indicated in the header, which is colored according to the system type: green for dev systems, lilac for test systems, yellow for stage systems and red for prod systems.
- **Type:** string
- **Restart required:** no
- **System:** yes
- **Optional:** yes
- **Example value:** prod
- **Since:** 6.14.0.3

system.name

- **Module:** cmas-core-shared
- **Description:** Allows to give the system a name. In the Web Admin Suite, the name is displayed in the header.
- **Type:** string
- **Restart required:** no
- **System:** yes
- **Optional:** yes
- **Example value:** Test system
- **Since:** 6.14.0.3

F.1.2.10 cmas-dwh-server (module)

autocommit.cf.changes

- **Module:** cmas-dwh-server
- **Description:** Defines whether DWH tasks which result from configurational changes on ticket fields are executed automatically without manual interaction in the Admin Tool. Can be also set in the Admin Tool in the navigation item *DWH*. The default and recommended value is "false".
- **Type:** boolean
- **Restart required:** no
- **System:** yes
- **Optional:** no
- **Example value:** false (default value)
- **Since:** 6.7.0

batch-commit-interval

- **Module:** cmas-dwh-server
- **Description:** Number of objects sent in one DWH message. Larger values mean better transfer performance at the cost of higher memory usage.
Starting with ConSol CM version 6.11, this property is only used if the package size of a DWH operation is not set. This can only happen when the command is directly addressed to the Java MBean `consol.cmas.global.dwh.synchronizationService`, e.g. using the `update()` method. When a DWH operation is started using the Admin Tool, there is always a value for the package size. If not explicitly set, the default value of 1000 is used as value for `batch.commit.interval`.
- **Default value:** 1000
- **Type:** integer
- **Restart required:** no
- **System:** yes
- **Optional:** yes
- **Example value:** 100
- **Since:** 6.0.0

communication.channel

- **Module:** cmas-dwh-server
- **Description:** Communication channel. Only possible value since CM version 6.11.0.0: DIRECT
- **Type:** string
- **Restart required:** no
- **System:** yes
- **Optional:** no
- **Example value:** DIRECT

- **Since:** 6.8.5.0
- **Removed in:** 6.11.0.0 (DIRECT mode is the only available mode and is set automatically)

dwh.mode

- **Module:** cmas-dwh-server
- **Description:** Currently active mode for the DWH data transfer. Possible values are OFF, ADMIN, LIVE.
- **Type:** string
- **Restart required:** no
- **System:** yes
- **Optional:** no
- **Example value:** OFF
- **Since:** 6.0.1

ignore-queues

- **Module:** cmas-dwh-server
- **Description:** A comma-separated list of queue names which are not transferred to the DWH.
- **Type:** string
- **Restart required:** no
- **System:** yes
- **Optional:** yes
- **Example value:** QueueName1,QueueName2,QueueName3
- **Since:** 6.6.19
- **Removed in:** 6.8.1

is.cmrp.alive

- **Module:** cmas-dwh-server
- **Description:** Defines a threshold timeframe (in seconds) for the check if CMRF is working properly. If no response from CMRF is received in the configured timeframe, the DWH operation status is updated to "error".
- **Type:** integer
- **Restart required:** no
- **System:** yes
- **Optional:** no
- **Example value:** 1200
- **Since:** 6.7.0
- **Removed in:** 6.14.0.0

java.naming.factory.initial

- **Module:** cmas-dwh-server
- **Description:** Factory class for the DWH context factory.
- **Type:** string
- **Restart required:** no
- **System:** yes
- **Optional:** no
- **Example value:** org.jnp.interfaces.NamingContextFactory
- **Since:** 6.0.1
- **Removed in:** 6.11.0.0

java.naming.factory.url.pkgs

- **Module:** cmas-dwh-server
- **Description:**
- **Type:** string
- **Restart required:** no
- **System:** yes
- **Optional:** no
- **Example value:** org.jboss.naming:org.jnp.interfaces
- **Since:** 6.0.1
- **Removed in:** 6.11.0.0

java.naming.provider.url

- **Module:** cmas-dwh-server
- **Description:** URL of naming provider.
- **Type:** string
- **Restart required:** no
- **System:** yes
- **Optional:** no
- **Example value:** localhost
- **Since:** 6.0.1
- **Removed in:** 6.11.0.0

last.ping.timestamp

- **Module:** cmas-dwh-server
- **Description:** Internal DWH property, not to be changed manually. This property shows the status of CMRF and is filled automatically by the CMRF. It contains the date of the last response on the ping from the ConSol CM server to the CMRF.
- **Type:** string
- **Restart required:** no

- **System:** yes
- **Optional:** yes
- **Example value:** 32323214
- **Since:** 6.11.0.1

last.success.live.timestamp

- **Module:** cmas-dwh-server
- **Description:** Internal DWH property, not to be changed manually.
- **Type:** string
- **Restart required:** no
- **System:** yes
- **Optional:** yes
- **Example value:** 13232762
- **Since:** 6.11.2.0

live.calculation.enabled

- **Module:** cmas-dwh-server
- **Description:** Determines if the CMRF should perform an update for the date since the last successful processing of a live package or the last update, whatever happened later. Please do not change this property unless advised by ConSol.
- **Type:** boolean
- **Restart required:** no
- **System:** yes
- **Optional:** yes
- **Example value:** false
- **Since:** 6.11.2.0

live.error

- **Module:** cmas-dwh-server
- **Description:** Internal DWH property, not to be changed manually.
- **Type:** boolean
- **Restart required:** no
- **System:** yes
- **Optional:** yes
- **Example value:** false
- **Since:** 6.11.1.0

live.start

- **Module:** cmas-dwh-server
- **Description:** When the DWH synchronization mode is set to LIVE using the Admin Tool (navigation group *Data Warehouse*, navigation item *Administration, Configuration* button), this property is created and set to the current date.
If LIVE mode is not enabled and there is no data in `cmas_dwh_ser_sync_object`, the property `live.start` is deleted.
- **Type:** integer
- **Restart required:** no
- **System:** no
- **Optional:** yes (automatically added in DWH “LIVE” mode)
- **Example value:** 15028802377645
- **Since:** 6.7.0

notification.error.description

- **Module:** cmas-dwh-server
- **Description:** Defines the text for error emails from the DWH.
- **Type:** string
- **Restart required:** no
- **System:** yes
- **Optional:** no
- **Example value:** Error occurred
- **Since:** 6.0.1

notification.error.from

- **Module:** cmas-dwh-server
- **Description:** Defines the From address for error emails from the DWH.
- **Type:** string
- **Restart required:** no
- **System:** yes
- **Optional:** yes
- **Example value:** myuser@consol.de
- **Since:** 6.0.1

notification.error.subject

- **Module:** cmas-dwh-server
- **Description:** Defines the email subject for error emails from the DWH.
- **Type:** string
- **Restart required:** no
- **System:** yes

- **Optional:** no
- **Example value:** Error occurred
- **Since:** 6.0.1

notification.error.to

- **Module:** cmas-dwh-server
- **Description:** Defines the To address for error emails from the DWH.
- **Type:** string
- **Restart required:** no
- **System:** yes
- **Optional:** no
- **Example value:** myuser@consol.de
- **Since:** 6.0.1

notification.finished_successfully.description

- **Module:** cmas-dwh-server
- **Description:** Defines the text for emails from the DWH when a transfer finishes successfully.
- **Type:** string
- **Restart required:** no
- **System:** yes
- **Optional:** no
- **Example value:** Transfer finished successfully
- **Since:** 6.0.1

notification.finished_successfully.from

- **Module:** cmas-dwh-server
- **Description:** Defines the From address for emails from the DWH when a transfer finishes successfully.
- **Type:** string
- **Restart required:** no
- **System:** yes
- **Optional:** yes
- **Example value:** myuser@consol.de
- **Since:** 6.0.1

notification.finished_successfully.subject

- **Module:** cmas-dwh-server
- **Description:** Defines the subject for emails from the DWH when a transfer finishes successfully.
- **Type:** string

- **Restart required:** no
- **System:** yes
- **Optional:** no
- **Example value:** Transfer finished successfully
- **Since:** 6.0.1

notification.finished_successfully.to

- **Module:** cmas-dwh-server
- **Description:** Defines the To address for emails from the DWH when a transfer finishes successfully.
- **Type:** string
- **Restart required:** yes
- **System:** yes
- **Optional:** no
- **Example value:** myuser@consol.de
- **Since:** 6.0.1

notification.finished_unsuccessfully.description

- **Module:** cmas-dwh-server
- **Description:** Defines the text for emails from the DWH when a transfer finishes unsuccessfully.
- **Type:** string
- **Restart required:** no
- **System:** yes
- **Optional:** no
- **Example value:** Transfer finished unsuccessfully
- **Since:** 6.0.1

notification.finished_unsuccessfully.from

- **Module:** cmas-dwh-server
- **Description:** Defines the From address for emails from the DWH when a transfer finishes unsuccessfully.
- **Type:** string
- **Restart required:** no
- **System:** yes
- **Optional:** yes
- **Example value:** myuser@consol.de
- **Since:** 6.0.1

notification.finished_unsuccessfully.subject

- **Module:** cmas-dwh-server
- **Description:** Defines the subject for emails from the DWH when a transfer finishes unsuccessfully.
- **Type:** string
- **Restart required:** no
- **System:** yes
- **Optional:** no
- **Example value:** Transfer finished unsuccessfully
- **Since:** 6.0.1

notification.finished_unsuccessfully.to

- **Module:** cmas-dwh-server
- **Description:** Defines the To address for emails from the DWH when a transfer finishes unsuccessfully.
- **Type:** string
- **Restart required:** no
- **System:** yes
- **Optional:** no
- **Example value:** myuser@consol.de
- **Since:** 6.0.1

notification.host

- **Module:** cmas-dwh-server
- **Description:** Email (SMTP) server hostname for sending DWH emails.
- **Type:** string
- **Restart required:** no
- **System:** yes
- **Optional:** yes
- **Example value:** myserver.consol.de
- **Since:** 6.0.1

notification.password

- **Module:** cmas-dwh-server
- **Description:** SMTP password for sending DWH emails (optional).
- **Type:** string
- **Restart required:** no
- **System:** yes
- **Optional:** yes
- **Since:** 6.0.1

notification.port

- **Module:** cmas-dwh-server
- **Description:** SMTP port for sending DWH emails.
- **Type:** string
- **Restart required:** no
- **System:** yes
- **Optional:** yes
- **Example value:** 25
- **Since:** 6.0.1

notification.protocol

- **Module:** cmas-dwh-server
- **Description:** The protocol used for sending emails from the DWH. Possible values are smtp or pop3.
- **Type:** string
- **Restart required:** no
- **System:** yes
- **Optional:** yes
- **Example value:** pop3

notification.tls.enabled

- **Module:** cmas-dwh-server
- **Description:** Enables SMTP via SSL/TLS (SMTPS) for sending notification emails from the DWH. The default value is "false". If it is set to "true", SMTPS is enabled for sending notifications from the DWH.
- **Type:** string
- **Restart required:** yes
- **System:** no
- **Optional:** yes
- **Example value:** false (default value)
- **Since:** 6.11.1.6

notification.username

- **Module:** cmas-dwh-server
- **Description:** (SMTP) user name for sending DWH emails.
- **Type:** string
- **Restart required:** no
- **System:** yes
- **Optional:** yes

- **Example value:** myuser
- **Since:** 6.0.1

recoverable.exceptions

- **Module:** cmas-dwh-server
- **Description:** Comma-separated list of exception definitions: CLASS[+][:REGEX]. The exceptions included in the list do not stop CM from sending to the CMRF process, but force it to try again. If optional '+' after CLASS is present, classes which extend CLASS are matched.
- **Type:** string
- **Restart required:** no
- **System:** yes
- **Optional:** yes
- **Example value:** java.sql.SQLRecoverableException,java.lang.RuntimeException+.*T.1\,2T.*
- **Since:** 6.8.4.6

skip-ticket

- **Module:** cmas-dwh-server
- **Description:** Tickets are not transferred during transfer/update.
- **Type:** boolean
- **Restart required:** no
- **System:** yes
- **Optional:** no
- **Example value:** false
- **Since:** 6.6.19
- **Removed in:** 6.8.1

skip-ticket-history

- **Module:** cmas-dwh-server
- **Description:** History of ticket is not transferred during transfer/update.
- **Type:** boolean
- **Restart required:** no
- **System:** yes
- **Optional:** no
- **Example value:** false
- **Since:** 6.6.19
- **Removed in:** 6.8.1

skip-unit

- **Module:** cmas-dwh-server
- **Description:** Units are not transferred during transfer/update.

- **Type:** boolean
- **Restart required:** no
- **System:** yes
- **Optional:** no
- **Example value:** false
- **Since:** 6.6.19
- **Removed in:** 6.8.1

skip-unit-history

- **Module:** cmas-dwh-server
- **Description:** History of unit is not transferred during transfer/update.
- **Type:** boolean
- **Restart required:** no
- **System:** yes
- **Optional:** no
- **Example value:** false
- **Since:** 6.6.19
- **Removed in:** 6.8.1

split.history

- **Module:** cmas-dwh-server
- **Description:** Changes the SQL that fetches the history for the tickets during DWH transfer so that the history is not fetched for all tickets at once but only for one ticket per SQL.
- **Type:** boolean
- **Restart required:** no
- **System:** yes
- **Optional:** yes
- **Example value:** false
- **Since:** 6.8.0
- **Removed in:** 6.8.4.0

statistics.calendar

- **Module:** cmas-dwh-server
- **Description:** Internal DWH property, not to be changed manually. This property is filled automatically by the CMRF to store statistical data from the DWH. This data is displayed in the Admin Tool, section *Data Warehouse -> Monitor -> CMRF Statistics*.
- **Type:** string
- **Restart required:** no
- **System:** yes
- **Optional:** yes

- **Example value:** 0
- **Since:** 6.11.0.1

statistics.client.group

- **Module:** cmas-dwh-server
- **Description:** Internal DWH property, not to be changed manually. This property is filled automatically by the CMRF to store statistical data from the DWH. This data is displayed in the Admin Tool, section *Data Warehouse -> Monitor -> CMRF Statistics*.
- **Type:** string
- **Restart required:** no
- **System:** yes
- **Optional:** yes
- **Example value:** 0
- **Since:** 6.11.0.1

statistics.contact.role

- **Module:** cmas-dwh-server
- **Description:** Internal DWH property, not to be changed manually. This property is filled automatically by the CMRF to store statistical data from the DWH. This data is displayed in the Admin Tool, section *Data Warehouse -> Monitor -> CMRF Statistics*.
- **Type:** string
- **Restart required:** no
- **System:** yes
- **Optional:** yes
- **Example value:** 0
- **Since:** 6.11.0.1

statistics.content.entry

- **Module:** cmas-dwh-server
- **Description:** Internal DWH property, not to be changed manually. This property is filled automatically by the CMRF to store statistical data from the DWH. This data is displayed in the Admin Tool, section *Data Warehouse -> Monitor -> CMRF Statistics*.
- **Type:** string
- **Restart required:** no
- **System:** yes
- **Optional:** yes
- **Example value:** 0
- **Since:** 6.11.0.1

statistics.content.entry.class

- **Module:** cmas-dwh-server
- **Description:** Internal DWH property, not to be changed manually. This property is filled automatically by the CMRF to store statistical data from the DWH. This data is displayed in the Admin Tool, section *Data Warehouse -> Monitor -> CMRF Statistics*.
- **Type:** string
- **Restart required:** no
- **System:** yes
- **Optional:** yes
- **Example value:** 0
- **Since:** 6.11.0.1

statistics.content.entry.history

- **Module:** cmas-dwh-server
- **Description:** Internal DWH property, not to be changed manually. This property is filled automatically by the CMRF to store statistical data from the DWH. This data is displayed in the Admin Tool, section *Data Warehouse -> Monitor -> CMRF Statistics*.
- **Type:** string
- **Restart required:** no
- **System:** yes
- **Optional:** yes
- **Example value:** 0
- **Since:** 6.11.0.1

statistics.cube

- **Module:** cmas-dwh-server
- **Description:** Internal DWH property, not to be changed manually. This property is filled automatically by the CMRF to store statistical data from the DWH. This data is displayed in the Admin Tool, section *Data Warehouse -> Monitor -> CMRF Statistics*.
- **Type:** string
- **Restart required:** no
- **System:** yes
- **Optional:** yes
- **Example value:** 0
- **Since:** 6.13.0.2

statistics.customer.definition

- **Module:** cmas-dwh-server
- **Description:** Internal DWH property, not to be changed manually. This property is filled automatically by the CMRF to store statistical data from the DWH. This data is displayed in the Admin Tool, section *Data Warehouse -> Monitor -> CMRF Statistics*.

- **Type:** string
- **Restart required:** no
- **System:** yes
- **Optional:** yes
- **Example value:** 0
- **Since:** 6.11.0.1

statistics.engineer

- **Module:** cmas-dwh-server
- **Description:** Internal DWH property, not to be changed manually. This property is filled automatically by the CMRF to store statistical data from the DWH. This data is displayed in the Admin Tool, section *Data Warehouse -> Monitor -> CMRF Statistics*.
- **Type:** string
- **Restart required:** no
- **System:** yes
- **Optional:** yes
- **Example value:** 0
- **Since:** 6.11.0.1

statistics.enum.group

- **Module:** cmas-dwh-server
- **Description:** Internal DWH property, not to be changed manually. This property is filled automatically by the CMRF to store statistical data from the DWH. This data is displayed in the Admin Tool, section *Data Warehouse -> Monitor -> CMRF Statistics*.
- **Type:** string
- **Restart required:** no
- **System:** yes
- **Optional:** yes
- **Example value:** 0
- **Since:** 6.11.0.1

statistics.field.definition

- **Module:** cmas-dwh-server
- **Description:** Internal DWH property, not to be changed manually. This property is filled automatically by the CMRF to store statistical data from the DWH. This data is displayed in the Admin Tool, section *Data Warehouse -> Monitor -> CMRF Statistics*.
- **Type:** string
- **Restart required:** no
- **System:** yes
- **Optional:** yes

- **Example value:** 0
- **Since:** 6.11.0.1

statistics.group.definition

- **Module:** cmas-dwh-server
- **Description:** Internal DWH property, not to be changed manually. This property is filled automatically by the CMRF to store statistical data from the DWH. This data is displayed in the Admin Tool, section *Data Warehouse -> Monitor -> CMRF Statistics*.
- **Type:** string
- **Restart required:** no
- **System:** yes
- **Optional:** yes
- **Example value:** 0
- **Since:** 6.11.0.1

statistics.locale

- **Module:** cmas-dwh-server
- **Description:** Internal DWH property, not to be changed manually. This property is filled automatically by the CMRF to store statistical data from the DWH. This data is displayed in the Admin Tool, section *Data Warehouse -> Monitor -> CMRF Statistics*.
- **Type:** string
- **Restart required:** no
- **System:** yes
- **Optional:** yes
- **Example value:** 0
- **Since:** 6.11.0.1

statistics.localized.property

- **Module:** cmas-dwh-server
- **Description:** Internal DWH property, not to be changed manually. This property is filled automatically by the CMRF to store statistical data from the DWH. This data is displayed in the Admin Tool, section *Data Warehouse -> Monitor -> CMRF Statistics*.
- **Type:** string
- **Restart required:** no
- **System:** yes
- **Optional:** yes
- **Example value:** 0
- **Since:** 6.11.0.1

statistics.mla

- **Module:** cmas-dwh-server
- **Description:** Internal DWH property, not to be changed manually. This property is filled automatically by the CMRF to store statistical data from the DWH. This data is displayed in the Admin Tool, section *Data Warehouse -> Monitor -> CMRF Statistics*.
- **Type:** string
- **Restart required:** no
- **System:** yes
- **Optional:** yes
- **Example value:** 0
- **Since:** 6.11.0.1

statistics.project

- **Module:** cmas-dwh-server
- **Description:** Internal DWH property, not to be changed manually. This property is filled automatically by the CMRF to store statistical data from the DWH. This data is displayed in the Admin Tool, section *Data Warehouse -> Monitor -> CMRF Statistics*.
- **Type:** string
- **Restart required:** no
- **System:** yes
- **Optional:** yes
- **Example value:** 0
- **Since:** 6.11.0.1

statistics.queue

- **Module:** cmas-dwh-server
- **Description:** Internal DWH property, not to be changed manually. This property is filled automatically by the CMRF to store statistical data from the DWH. This data is displayed in the Admin Tool, section *Data Warehouse -> Monitor -> CMRF Statistics*.
- **Type:** string
- **Restart required:** no
- **System:** yes
- **Optional:** yes
- **Example value:** 0
- **Since:** 6.11.0.1

statistics.resource

- **Module:** cmas-dwh-server
- **Description:** Internal DWH property, not to be changed manually. This property is filled automatically by the CMRF to store statistical data from the DWH. This data is displayed in the Admin Tool, section *Data Warehouse -> Monitor -> CMRF Statistics*.

- **Type:** string
- **Restart required:** no
- **System:** yes
- **Optional:** yes
- **Example value:** 0
- **Since:** 6.11.0.1

statistics.resource.group

- **Module:** cmas-dwh-server
- **Description:** Internal DWH property, not to be changed manually. This property is filled automatically by the CMRF to store statistical data from the DWH. This data is displayed in the Admin Tool, section *Data Warehouse -> Monitor -> CMRF Statistics*.
- **Type:** string
- **Restart required:** no
- **System:** yes
- **Optional:** yes
- **Example value:** 0
- **Since:** 6.11.0.1

statistics.resource.history

- **Module:** cmas-dwh-server
- **Description:** Internal DWH property, not to be changed manually. This property is filled automatically by the CMRF to store statistical data from the DWH. This data is displayed in the Admin Tool, section *Data Warehouse -> Monitor -> CMRF Statistics*.
- **Type:** string
- **Restart required:** no
- **System:** yes
- **Optional:** yes
- **Example value:** 0
- **Since:** 6.11.0.1

statistics.resource.relation.definition

- **Module:** cmas-dwh-server
- **Description:** Internal DWH property, not to be changed manually. This property is filled automatically by the CMRF to store statistical data from the DWH. This data is displayed in the Admin Tool, section *Data Warehouse -> Monitor -> CMRF Statistics*.
- **Type:** string
- **Restart required:** no
- **System:** yes
- **Optional:** yes

- **Example value:** 0
- **Since:** 6.11.0.1

statistics.resource.type

- **Module:** cmas-dwh-server
- **Description:** Internal DWH property, not to be changed manually. This property is filled automatically by the CMRF to store statistical data from the DWH. This data is displayed in the Admin Tool, section *Data Warehouse -> Monitor -> CMRF Statistics*.
- **Type:** string
- **Restart required:** no
- **System:** yes
- **Optional:** yes
- **Example value:** 0
- **Since:** 6.11.0.1

statistics.ticket

- **Module:** cmas-dwh-server
- **Description:** Internal DWH property, not to be changed manually. This property is filled automatically by the CMRF to store statistical data from the DWH. This data is displayed in the Admin Tool, section *Data Warehouse -> Monitor -> CMRF Statistics*.
- **Type:** string
- **Restart required:** no
- **System:** yes
- **Optional:** yes
- **Example value:** 0
- **Since:** 6.11.0.1

statistics.ticket.function

- **Module:** cmas-dwh-server
- **Description:** Internal DWH property, not to be changed manually. This property is filled automatically by the CMRF to store statistical data from the DWH. This data is displayed in the Admin Tool, section *Data Warehouse -> Monitor -> CMRF Statistics*.
- **Type:** string
- **Restart required:** no
- **System:** yes
- **Optional:** yes
- **Example value:** 0
- **Since:** 6.11.0.1

statistics.ticket.history

- **Module:** cmas-dwh-server
- **Description:** Internal DWH property, not to be changed manually. This property is filled automatically by the CMRF to store statistical data from the DWH. This data is displayed in the Admin Tool, section *Data Warehouse -> Monitor -> CMRF Statistics*.
- **Type:** string
- **Restart required:** no
- **System:** yes
- **Optional:** yes
- **Example value:** 0
- **Since:** 6.11.0.1

statistics.time.booking

- **Module:** cmas-dwh-server
- **Description:** Internal DWH property, not to be changed manually. This property is filled automatically by the CMRF to store statistical data from the DWH. This data is displayed in the Admin Tool, section *Data Warehouse -> Monitor -> CMRF Statistics*.
- **Type:** string
- **Restart required:** no
- **System:** yes
- **Optional:** yes
- **Example value:** 0
- **Since:** 6.11.0.1

statistics.timestamp

- **Module:** cmas-dwh-server
- **Description:** Internal DWH property, not to be changed manually. This property is filled automatically by the CMRF to store statistical data from the DWH. This data is displayed in the Admin Tool, section *Data Warehouse -> Monitor -> CMRF Statistics*.
- **Type:** string
- **Restart required:** no
- **System:** yes
- **Optional:** yes
- **Example value:** 0
- **Since:** 6.11.0.1

statistics.unit

- **Module:** cmas-dwh-server
- **Description:** Internal DWH property, not to be changed manually. This property is filled automatically by the CMRF to store statistical data from the DWH. This data is displayed in the Admin Tool, section *Data Warehouse -> Monitor -> CMRF Statistics*.

- **Type:** string
- **Restart required:** no
- **System:** yes
- **Optional:** yes
- **Example value:** 0
- **Since:** 6.11.0.1

statistics.unit.history

- **Module:** cmas-dwh-server
- **Description:** Internal DWH property, not to be changed manually. This property is filled automatically by the CMRF to store statistical data from the DWH. This data is displayed in the Admin Tool, section *Data Warehouse -> Monitor -> CMRF Statistics*.
- **Type:** string
- **Restart required:** no
- **System:** yes
- **Optional:** yes
- **Example value:** 0
- **Since:** 6.11.0.1

statistics.unit.relation.definition

- **Module:** cmas-dwh-server
- **Description:** Internal DWH property, not to be changed manually. This property is filled automatically by the CMRF to store statistical data from the DWH. This data is displayed in the Admin Tool, section *Data Warehouse -> Monitor -> CMRF Statistics*.
- **Type:** string
- **Restart required:** no
- **System:** yes
- **Optional:** yes
- **Example value:** 0
- **Since:** 6.11.0.1

statistics.workflow

- **Module:** cmas-dwh-server
- **Description:** Internal DWH property, not to be changed manually. This property is filled automatically by the CMRF to store statistical data from the DWH. This data is displayed in the Admin Tool, section *Data Warehouse -> Monitor -> CMRF Statistics*.
- **Type:** string
- **Restart required:** no
- **System:** yes
- **Optional:** yes

- **Example value:** 0
- **Since:** 6.11.0.1

time.buffer

- **Module:** cmas-dwh-server
- **Description:** Number of minutes to extend the date of the start of the live mode.
- **Type:** integer
- **Restart required:** no
- **System:** yes
- **Optional:** yes
- **Example value:** 5
- **Since:** 6.8.1.11

unit.transfer.order

- **Module:** cmas-dwh-server
- **Description:** Defines in which order customer field groups should be transferred to the DWH.
- **Type:** string
- **Restart required:** no
- **System:** yes
- **Optional:** yes
- **Example value:** company;customer
- **Since:** 6.6.19
- **Removed in:** 6.8.1

F.1.2.11 cmas-nimh (module)

filesystem.polling.threads.number

- **Module:** cmas-nimh
- **Description:** Number of threads started for polling emails from the database queue. The default value is 1.
- **Type:** integer
- **Restart required:** no
- **System:** no
- **Optional:** yes
- **Example value:** 10
- **Since:** 6.4.0

filesystem.polling.threads.shutdown.timeout.seconds

- **Module:** cmas-nimh
- **Description:** Waiting time after the shutdown signal. When the timeout is reached, the thread will be terminated.

- **Type:** integer
- **Restart required:** no
- **System:** no
- **Optional:** yes
- **Example value:** 60 (default value)
- **Since:** 6.4.0

filesystem.polling.threads.watchdog.interval.seconds

- **Module:** cmas-nimh
- **Description:** Determines the interval in seconds to execute the watchdog which checks the activity of the threads of the file system poller.
- **Type:** integer
- **Restart required:** no
- **System:** no
- **Optional:** yes
- **Example value:** 30 (default value)
- **Since:** 6.4.0

filesystem.task.enabled

- **Module:** cmas-nimh
- **Description:** Allows to disable the service thread related to a given poller.
- **Type:** boolean
- **Restart required:** no
- **System:** no
- **Optional:** yes
- **Example value:** true (default value)
- **Since:** 6.4.0

filesystem.task.interval.seconds

- **Module:** cmas-nimh
- **Description:** Default interval (in seconds) for polling the file system.
- **Type:** integer
- **Restart required:** no
- **System:** no
- **Optional:** yes
- **Example value:** 60 (default value)
- **Since:** 6.4.0

filesystem.task.polling.folder

- **Module:** cmas-nimh
- **Description:** Polling folder location which is scanned for emails in the format of `eml` files. The default value is the `mail` subdirectory of the ConSol CM data directory.
- **Type:** string
- **Restart required:** no
- **System:** no
- **Optional:** yes
- **Example value:** `c://cmas//mail`
- **Since:** 6.4.0

filesystem.task.timeout.seconds

- **Module:** cmas-nimh
- **Description:** After this time of inactivity the service thread is considered damaged and automatically restarted. The default value is 120 seconds.
- **Type:** integer
- **Restart required:** no
- **System:** no
- **Optional:** yes
- **Example value:** 60
- **Since:** 6.4.0

filesystem.task.transaction.timeout.seconds

- **Module:** cmas-nimh
- **Description:** Default transaction timeout for transactions fetching emails from the file system. Should be correlated with number of messages fetched at once.
- **Type:** integer
- **Restart required:** no
- **System:** no
- **Optional:** yes
- **Example value:** 60 (default value)
- **Since:** 6.4.0

mailbox.<NUMBER>.name

- **Module:** cmas-nimh
- **Description:** Identifier (name) of the mailbox.
- **Type:** string
- **Restart required:** no
- **System:** no
- **Optional:** yes

- **Example value:** myEmailAddress
- **Since:** 6.11.2.0

mailbox.1.connection.host

- **Module:** cmas-nimh
- **Description:** Host (server) for first configured mailbox. Will overwrite the default parameter `mailbox.default.connection.host`.

mailbox.1.connection.password

- **Module:** cmas-nimh
- **Description:** Password for first configured mailbox. Will overwrite the default parameter `mailbox.default.connection.password`.

mailbox.1.connection.port

- **Module:** cmas-nimh
- **Description:** Port for first configured mailbox. Will overwrite the default parameter `mailbox.default.connection.port`.

mailbox.1.connection.protocol

- **Module:** cmas-nimh
- **Description:** Protocol (e.g., IMAP or POP3) for first configured mailbox. Will overwrite the default parameter `mailbox.default.connection.protocol`.

mailbox.1.connection.username

- **Module:** cmas-nimh
- **Description:** User name for first configured mailbox. Will overwrite the default parameter `mailbox.default.connection.username`.

mailbox.2.connection.host

- **Module:** cmas-nimh
- **Description:** Host (server) for second configured mailbox. Will overwrite the default parameter `mailbox.default.connection.host`.

mailbox.2.connection.password

- **Module:** cmas-nimh
- **Description:** Password for second configured mailbox. Will overwrite the default parameter `mailbox.default.connection.password`.

mailbox.2.connection.port


- **Module:** cmas-nimh
- **Description:** Port for second configured mailbox. Will overwrite the default parameter `mailbox.default.connection.port`.

mailbox.2.connection.protocol

- **Module:** cmas-nimh
- **Description:** Protocol (e.g., IMAP or POP3) for second configured mailbox. Will overwrite the default parameter `mailbox.default.connection.protocol`.

mailbox.2.connection.username

- **Module:** cmas-nimh
- **Description:** User name for second configured mailbox. Will overwrite the default parameter `mailbox.default.connection.username`.

 For all NIMH-related mailbox properties, the following principle is used: a default property is defined (e.g. `mailbox.default.connection.port`). If no mailbox-specific value is configured, this default value will be used.

mailbox.default.connection.host

- **Module:** cmas-nimh
- **Description:** Host (server name) of a given mailbox which the poller reads emails from.
- **Type:** string
- **Restart required:** no
- **System:** no
- **Optional:** yes
- **Example value:** 10.10.1.157
- **Since:** 6.4.0

mailbox.default.connection.password

- **Module:** cmas-nimh
- **Description:** Password for given mailbox which the poller reads emails from.
- **Type:** password
- **Restart required:** no
- **System:** no
- **Optional:** yes
- **Example value:** consol
- **Since:** 6.4.0

mailbox.default.connection.port

- **Module:** cmas-nimh
- **Description:** Port of a given mailbox which the poller reads emails from.
- **Type:** string
- **Restart required:** no
- **System:** no
- **Optional:** yes

- **Example value:** 143
- **Since:** 6.4.0

mailbox.default.connection.protocol

- **Module:** cmas-nimh
- **Description:** The protocol used by the email poller, e.g. IMAP or POP3.
- **Type:** string
- **Restart required:** no
- **System:** no
- **Optional:** yes
- **Example value:** imap
- **Since:** 6.4.0

mailbox.default.connection.username

- **Module:** cmas-nimh
- **Description:** User name for a given mailbox which the poller reads emails from.
- **Type:** string
- **Restart required:** no
- **System:** no
- **Optional:** yes
- **Example value:** username
- **Since:** 6.4.0

mailbox.default.session.mail.debug

- **Module:** cmas-nimh
- **Description:** JavaMail property, see [JavaMail API documentation](#). Allows for more detailed JavaMail session debugging.
- **Type:** boolean
- **Restart required:** no
- **System:** no
- **Optional:** yes
- **Example value:** true
- **Since:** 6.4.0

mailbox.default.session.mail.mime.address.strict

- **Module:** cmas-nimh
- **Description:** JavaMail property, see [JavaMail API documentation](#). If this property is set to "false", the parsing of the email headers is less strict. Therefore, more emails with non-RFC-compliant headers will be imported into the system, instead of being stored in the email backups in the Admin Tool / Web Admin Suite.
- **Type:** boolean

- **Restart required:** no
- **System:** no
- **Optional:** yes
- **Example value:** false (default value)
- **Since:** 6.4.0

mailbox.default.session.mail.<PROTOCOL>.connectiontimeout

- **Module:** cmas-nimh
- **Description:** JavaMail property, see [JavaMail API documentation](#). Determines the connection timeout in milliseconds.
- **Type:** integer
- **Restart required:** no
- **System:** no
- **Optional:** yes
- **Example value:** 3000
- **Since:** 6.4.0 (IMAP and POP3) / 6.11.2.0 (IMAPS and POP3S)

mailbox.default.session.mail.<PROTOCOL>.fetchsize

- **Module:** cmas-nimh
- **Description:** JavaMail property, see [JavaMail API documentation](#). Determines the size of partial fetch in bytes for the indicated protocol.
- **Type:** integer
- **Restart required:** no
- **System:** yes
- **Optional:** yes
- **Example value:** 1048576 (default value)
- **Since:** 6.9.4.0 (IMAP and POP3) / 6.11.2.0 (IMAPS and POP3S)

mailbox.default.session.mail.<PROTOCOL>.partialfetch

- **Module:** cmas-nimh
- **Description:** JavaMail property, see [JavaMail API documentation](#). Determines whether the protocol's partial fetch capability should be used.
- **Type:** boolean
- **Restart required:** no
- **System:** no
- **Optional:** yes
- **Example value:** false (default value)
- **Since:** 6.9.4.0 (IMAP and POP3) / 6.11.2.0 (IMAPS and POP3S)

mailbox.default.session.mail.<PROTOCOL>.timeout

- **Module:** cmas-nimh
- **Description:** JavaMail property, see [JavaMail API documentation](#). Determines the I/O timeout in milliseconds.
- **Type:** integer
- **Restart required:** no
- **System:** no
- **Optional:** yes
- **Example value:** 120 for IMAP(S) and 3000 for POP3(S)
- **Since:** 6.4.0 (IMAP and POP3), 6.11.2.0 (IMAPS and POP3S)

mailbox.default.task.delete.read.messages

- **Module:** cmas-nimh
- **Description:** Defines whether messages should be removed from the mailbox after processing. For the IMAP protocol messages are marked as SEEN by default. For the POP3 protocol, this property is ignored and the emails are always deleted from the email server after they were processed successfully.
- **Type:** boolean
- **Restart required:** no
- **System:** no
- **Optional:** yes
- **Example value:** false (default value)
- **Since:** 6.4.0, changed in 6.12.1.0

mailbox.default.task.enabled

- **Module:** cmas-nimh
- **Description:** With this property, the service thread related to the given poller can be disabled.
- **Type:** boolean
- **Restart required:** no
- **System:** no
- **Optional:** yes
- **Example value:** true (default value)
- **Since:** 6.4.0

mailbox.default.task.interval.seconds

- **Module:** cmas-nimh
- **Description:** Default interval (in seconds) for polling mailboxes.
- **Type:** integer
- **Restart required:** no
- **System:** no

- **Optional:** yes
- **Example value:** 60 (default value)
- **Since:** 6.4.0

mailbox.default.task.max.message.size

- **Module:** cmas-nimh
- **Description:** Maximum size of email messages (i.e., email plus attachment). Emails exceeding the size limit will not be automatically processed by NIMH but will be stored in the database (table `cmas_nimh_archived_mail`) and will therefore appear in the email backups in the Admin Tool / Web Admin Suite. From there they can be resent, downloaded to the file system, or deleted. For those operations the message size is not relevant.
- **Type:** integer
- **Restart required:** no
- **System:** no
- **Optional:** yes
- **Example value:** 10485760 (default value, 10 MB)
- **Since:** 6.4.0

mailbox.default.task.max.messages.per.run

- **Module:** cmas-nimh
- **Description:** Number of messages fetched at once from the mailbox. Must be correlated with the transaction timeout. The default value is 20.
- **Type:** integer
- **Restart required:** no
- **System:** no
- **Optional:** yes
- **Example value:** 60
- **Since:** 6.4.0

mailbox.default.task.timeout.seconds

- **Module:** cmas-nimh
- **Description:** After this time of inactivity the service thread is considered damaged and automatically restarted. The default value is 120 seconds.
- **Type:** integer
- **Restart required:** no
- **System:** no
- **Optional:** yes
- **Example value:** 60
- **Since:** 6.4.0

mailbox.default.task.transaction.timeout.seconds

- **Module:** cmas-nimh
- **Description:** Default transaction timeout (in seconds) for email fetching transactions. Should be correlated with number of messages fetched at once.
- **Type:** integer
- **Restart required:** no
- **System:** no
- **Optional:** yes
- **Example value:** 60 (default value)
- **Since:** 6.4.0

mailbox.polling.threads.mail.log.enabled

- **Module:** cmas-nimh
- **Description:** Enables email logging which is especially crucial in cluster environments (used as semaphore there).
- **Type:** boolean
- **Restart required:** no
- **System:** no
- **Optional:** yes
- **Example value:** true (default value)
- **Since:** 6.9.4.1

mailbox.polling.threads.number

- **Module:** cmas-nimh
- **Description:** Number of threads for accessing mailboxes.
- **Type:** integer
- **Restart required:** no
- **System:** no
- **Optional:** yes
- **Example value:** 1 (default value)
- **Since:** 6.4.0

mailbox.polling.unstorable.backup.folder

- **Module:** cmas-nimh
- **Description:** Folder on the file system which is used to store emails whose processing failed and which could not be stored in the database either. The value of the property should be the path to the data directory followed by `/mail/unstorable`.
- **Type:** string
- **Restart required:** no
- **System:** no

- **Optional:** yes
- **Example value:** c:/cmas/mail/unstorable
- **Since:** 6.11.2.7

queue.polling.threads.number

- **Module:** cmas-nimh
- **Description:** Number of threads started for polling the email queue in the database.
- **Type:** integer
- **Restart required:** no
- **System:** no
- **Optional:** yes
- **Example value:** 1 (default value)
- **Since:** 6.4.0

queue.polling.threads.shutdown.timeout.seconds

- **Module:** cmas-nimh
- **Description:** Waiting time after the shutdown signal for the email poller. When the timeout is reached, the thread will be terminated.
- **Type:** integer
- **Restart required:** no
- **System:** no
- **Optional:** yes
- **Example value:** 60 (default value)
- **Since:** 6.4.0

queue.polling.threads.watchdog.interval.seconds

- **Module:** cmas-nimh
- **Description:** Determines the interval in seconds to execute the watchdog which checks the activity of the threads of the email queue poller.
- **Type:** integer
- **Restart required:** no
- **System:** no
- **Optional:** yes
- **Example value:** 30 (default value)
- **Since:** 6.4.0

queue.task.error.pause.seconds

- **Module:** cmas-nimh
- **Description:** Maximum number of seconds, the queue poller waits after infrastructure (e.g. database) error.
- **Type:** integer

- **Restart required:** no
- **System:** no
- **Optional:** yes
- **Example value:** 180 (default value)
- **Since:** 6.4.0

queue.task.interval.seconds

- **Module:** cmas-nimh
- **Description:** Determines the interval in seconds for the main email queue polling thread.
- **Type:** integer
- **Restart required:** no
- **System:** no
- **Optional:** yes
- **Example value:** 15 (default value)
- **Since:** 6.4.0

queue.task.max.retries

- **Module:** cmas-nimh
- **Description:** Maximum number of email processing retries after an exception. When reached, the email is moved to the email archive. This email can be rescheduled again using the NIMH API or the Admin Tool / Web Admin Suite.
- **Type:** integer
- **Restart required:** no
- **System:** no
- **Optional:** yes
- **Example value:** 10
- **Since:** 6.4.0

queue.task.timeout.seconds

- **Module:** cmas-nimh
- **Description:** After this time of inactivity (in seconds), the service thread is considered damaged and automatically restarted.
- **Type:** integer
- **Restart required:** no
- **System:** no
- **Optional:** yes
- **Example value:** 600 (default value)
- **Since:** 6.4.0

queue.task.transaction.timeout.seconds

- **Module:** cmas-nimh
- **Description:** Transaction timeout (in seconds) for email processing in the pipe.
- **Type:** integer
- **Restart required:** no
- **System:** no
- **Optional:** yes
- **Example value:** 60 (default value)
- **Since:** 6.4.0

F.1.2.12 cmas-nimh-extension (module)

mail.attachments.validation.handling

- **Module:** cmas-nimh-extension
- **Description:** Defines the behaviour of the system for incoming emails which contain an attachment of a type not listed in the property `attachment.allowed.types`. Possible values are:
 - **pass_rename:** Disarms the attachments by renaming the file extension and lets the email pass.
 - **pass_ignore:** Leaves the attachments untouched and lets the email pass.
 - **reject_email:** Rejects the email with a notification to the sender.
- **Type:** string
- **Restart required:** no
- **System:** yes
- **Optional:** no
- **Example value:** pass_rename (default value)
- **Since:** 6.13.0.9

mail.attachments.validation.info.sender

- **Module:** cmas-nimh-extension
- **Description:** Sets the From header for error notification emails which are sent when the validation of the attachment type fails.
- **Type:** string
- **Restart required:** no
- **System:** yes
- **Optional:** no
- **Example value:** admin@mail.com
- **Since:** 6.7.5

mail.attachments.validation.info.subject

- **Module:** cmas-nimh-extension
- **Description:** Sets the subject for error notification emails which are sent when the validation of the attachment type fails.
- **Type:** string
- **Restart required:** no
- **System:** yes
- **Optional:** no
- **Example value:** Email was not processed because its attachments were rejected!
- **Since:** 6.7.5

mail.db.archive

- **Module:** cmas-nimh-extension
- **Description:** If property is set to “true”, incoming emails are automatically archived in the database.
- **Type:** boolean
- **Restart required:** no
- **System:** yes
- **Optional:** yes
- **Example value:** false (default value)
- **Since:** 6.8.5.5

mail.error.from.address

- **Module:** cmas-nimh-extension
- **Description:** Sets the From address for error notification emails which are sent when the email processing fails.
- **Type:** email
- **Restart required:** no
- **System:** yes
- **Optional:** no
- **Example value:** myuser@consol.de
- **Since:** 6.4.0

mail.error.to.address

- **Module:** cmas-nimh-extension
- **Description:** Sets the To address for error notification emails which are sent when the email processing fails. As a default the value of the property `admin.email` is used.
- **Type:** email
- **Restart required:** no
- **System:** yes

- **Optional:** no
- **Example value:** myuser@consol.de
- **Since:** 6.4.0

mail.on.error

- **Module:** cmas-nimh-extension
- **Description:** If set to “true”, an error notification email is sent to the configured address if an email could not be processed.
- **Type:** boolean
- **Restart required:** no
- **System:** no
- **Optional:** yes
- **Example value:** true (default)
- **Since:** 6.4.0

mail.ticketname.pattern

- **Module:** cmas-nimh-extension
- **Description:** Regular expression pattern used to identify the ticket name in the subject of incoming mails.
- **Type:** string
- **Restart required:** no
- **System:** yes
- **Optional:** no
- **Example value:** .*?Ticket\s+\((\S+)\).*
- **Since:** 6.4.0
- **Removed in:** 6.12.0.5

F.1.2.13 cmas-restapi-core (module)

comment.authors.disabled

- **Module:** cmas-restapi-core
- **Description:** Disables the display of the content author via REST API.
- **Type:** boolean
- **Restart required:** no
- **System:** no
- **Optional:** yes
- **Example value:** false (default value)
- **Since:** 6.11.0

csrf.domain.allow.none

- **Module:** cmas-restapi-core
- **Description:** Determines whether empty `Origin/Referer` headers are accepted. By default, the property is set to “false”, so that REST requests without `Origin/Referer` headers are blocked.
- **Type:** boolean
- **Restart required:** no
- **System:** yes
- **Optional:** no
- **Example value:** false (default value)
- **Since:** 6.11.2.2

csrf.domain.white.list

- **Module:** cmas-restapi-core
- **Description:** The list of domains (format protocol://domain:port, separated with “|”) which are allowed in `Origin/Referer` headers and will not be blocked by the CSRF filter. By default, the property is empty so that cross-site requests are blocked.
- **Type:** string
- **Restart required:** no
- **System:** yes
- **Optional:** yes
- **Example value:** https://example.com:80 | http://www.consol.de:8080
- **Since:** 6.11.2.2

csrf.request.filter.enabled

- **Module:** cmas-restapi-core
- **Description:** Determines whether the CSRF request filter (Origin/Referer) for the REST API is enabled.
- **Type:** boolean
- **Restart required:** no
- **System:** no
- **Optional:** yes
- **Example value:** true (default value)
- **Since:** 6.11.2.2

diff.tracking.disabled

- **Module:** cmas-restapi-core
- **Description:** Fallback property for disabling difference tracking for CM/Track, which is history-based so it can be heavy.
- **Type:** boolean
- **Restart required:** no

- **System:** no
- **Optional:** yes
- **Example value:** false (default value)
- **Since:** 6.10.5.6

domain.map.for.client.config.<DOMAIN_NAME>

- **Module:** cmas-restapi-core
- **Description:** Enables mapping multiple instances of CM/Track to a specific domain. DOMAIN_NAME is the name of the client configuration (if your CM/Track configuration is called “track-V2customized”, the name of the property is `domain.map.for.client.config.trackV2customized`). You can provide several URLs separated by a comma.
- **Type:** string
- **Restart required:** no
- **System:** no
- **Optional:** yes
- **Example value:** https://www.consol.de, https://www.consol.com
- **Since:** 6.10.7.0

request.log.threshold.milliseconds

- **Module:** cmas-restapi-core
- **Description:** Time threshold in milliseconds that needs to be exceeded to generate an entry in the file `operationtimes-rest.log`.
- **Type:** integer
- **Restart required:** no
- **System:** yes
- **Optional:** no
- **Example value:** 5000 (default value)
- **Since:** 6.13.0.2

request.log.username

- **Module:** cmas-restapi-core
- **Description:** Name of the user whose requests are logged in the file `operationtimes-rest.log`. Only one name is supported. If the property is empty (default value), the requests of all users are logged.
- **Type:** string
- **Restart required:** no
- **System:** yes
- **Optional:** yes
- **Example value:** admin
- **Since:** 6.13.0.2

security.fields.customer.exposure.check.enabled

- **Module:** cmas-restapi-core
- **Description:** Enables `customer exposure` annotation checks for ticket fields.
- **Type:** boolean
- **Restart required:** no
- **System:** no
- **Optional:** yes
- **Example value:** true (default value)
- **Since:** 6.10.5.4

security.restrict.unit.access.to.own.data

- **Module:** cmas-restapi-core
- **Description:** If set to “true”, an additional check is performed when a user logs in as a customer using the REST API, e.g. CM/Track. When requesting customer data, only the company of the user or other contacts of the user’s company are returned. If set to “false”, no additional security check is performed and the former security rules apply.
- **Type:** boolean
- **Restart required:** no
- **System:** yes
- **Optional:** no
- **Example value:** true (default value)
- **Since:** 6.9.2.14

F.1.2.14 cmas-restapi-http-headers (module)

This module contains properties which represent header fields which should be sent with REST API requests and responses.

Each property in the module `cmas-restapi-http-headers` represents one header field. The property name/key identifies the HTTP header field and the value of the property is the field value sent in this header.

Please be aware that additional HTTP response headers must be correctly defined with the exact spelling as officially specified. Please note also that the correct interpretation and application of these headers is fully in the realm and responsibility of the HTTP client.

For example, if you add the property `Access-Control-Allow-Origin` with the value “`http://www.example.com`” to the `cmas-restapi-http-headers` module, REST API requests from `http://www.example.com` can be allowed in your domain even if the general policy is to allow only requests from the same domain.

As there are no default values for the headers in this module, the module is not displayed when creating the first property in it. The module name needs to be typed in manually in this case.

F.1.2.15 cmas-setup-hibernate (module)

cmas.dropSchemaBeforeSetup

- **Module:** cmas-setup-hibernate
- **Description:** Determines if an existing database schema should be dropped during setup. This value is set on the setup page.
- **Type:** string
- **Restart required:** no
- **System:** yes
- **Optional:** no
- **Example value:** true
- **Since:** 6.0

connection.release.mode

- **Module:** cmas-setup-hibernate
- **Description:** Describes the JEE connection handling strategy for transactions. If set to "AFTER_TRANSACTION", the connection will be cached during the transaction and released at the end. If set to "AFTER_STATEMENT", the connection will be released to the pool after each statement execution. Please do not change the default here unless advised by ConSol.
- **Type:** string
- **Restart required:** yes
- **System:** no
- **Optional:** yes
- **Example value:** AFTER_STATEMENT (default for JEE environment)
- **Since:** 6.0

hibernate.dialect

- **Module:** cmas-setup-hibernate
- **Description:** The database dialect used by hibernate. Set during the initial setup depending on the database system.
- **Type:** string
- **Restart required:** no
- **System:** yes
- **Optional:** no
- **Example value:** org.hibernate.dialect.MySQL5InnoDBDialect
- **Since:** 6.0

update.6.11.0.0.sleep

- **Module:** cmas-setup-hibernate
- **Description:** Helper property for the update preparation scripts introduced in context of CM database refactoring in version 6.11. This is an optional setting allowing a delay (in milliseconds) after each loop iteration of the preparation scripts. Setting the delay should lower the database load, for example during working hours. This property may be removed after the update preparation tasks finish.
- **Type:** integer
- **Restart required:** no
- **System:** no
- **Optional:** yes
- **Example value:** 0
- **Since:** 6.11.0.0, for use in 6.10.5.x

update.6.11.0.0.timezone

- **Module:** cmas-setup-hibernate
- **Description:** Helper property for the ticket history migration (the new way of counting history groups). Since 6.11.0.0 the groups are constant (2h time span), but before 6.11.0.0 groups were not constant and depended on the customer's time zone. Migration scripts use an old algorithm to calculate groups and therefore need information about the time zone. The property should be set to the timezone which is most commonly used by the customers. If the property is not set, the default server time zone is used (`TimeZone.getDefault()`). The property should be set before updating to 6.11.0.0 and will be removed automatically after migration. The list of accepted timezones can be found for example here: <http://joda-time.sourceforge.net/timezones.html>.
- **Type:** string
- **Restart required:** no
- **System:** no
- **Optional:** yes
- **Example value:** Europe/Berlin
- **Since:** 6.11.0.0, for use before updating to this version

F.1.2.16 cmas-setup-manager (module)

initialized

- **Module:** cmas-setup-manager
- **Description:** Flag indicating if ConSol CM is initialized, i.e. the initial setup has been performed. If this value is missing or not "true", the setup will be performed. Starting with ConSol CM version 6.11, this property is only available in expert mode.
- **Type:** boolean
- **Restart required:** no
- **System:** yes
- **Optional:** no

- **Example value:** true
- **Since:** 6.0



Be careful with using this property. When you set the value to “false”, the ConSol CM server will perform the system setup at the next start, i.e. all data of the existing system is lost, including system properties.

F.1.2.17 cmas-setup-scene (module)

scene

- **Module:** cmas-setup-scene
- **Description:** Name of the scene file which was imported during the setup (can be empty).
- **Type:** string
- **Restart required:** no
- **System:** yes
- **Optional:** no
- **Example value:** vfszip:/P:/dist/target/jboss/server/cmas/deploy/cm-dist-6.5.1-SNAPSHOT.ear/APP-INF/lib/dist-scene-6.5.1-SNAPSHOT.jar/META-INF/cmas/scenes/helpdesk-sales_scene.jar/
- **Since:** 6.0

F.1.2.18 cmas-web-notifications (module)

notifications.enabled

- **Module:** cmas-web-notifications
- **Description:** Determines whether the notifications feature is enabled (“true”) or disabled (“false”). The default value is “true”. If you use the notifications feature on a ConSol CM system behind a proxy, some special proxy settings are needed. Please see section *Operating ConSol CM Behind a Proxy (e.g., Apache HTTPD)* of the *ConSol CM Setup Manual* for further information.
- **Type:** boolean
- **Restart required:** no
- **System:** no
- **Optional:** no
- **Example value:** true
- **Since:** 6.12.0.0

ttl.days

- **Module:** cmas-web-notifications
- **Description:** Determines the time (in days) after which unpinned notifications are removed.
- **Type:** integer
- **Restart required:** no

- **System:** no
- **Optional:** no
- **Example value:** 15
- **Since:** 6.12.0.0

F.1.2.19 cmas-workflow-engine (module)

jobExecutor.adminMail

- **Module:** cmas-workflow-engine
- **Description:** Email address which will get notified about job execution problems (when retry counter is exceeded).
- **Type:** string
- **Restart required:** no
- **System:** yes
- **Optional:** yes
- **Example value:** admin@consol.de
- **Since:** 6.8.0

jobExecutor.idleInterval.seconds

- **Module:** cmas-workflow-engine
- **Description:** Determines how often (in seconds) the job executor thread will look for new jobs to execute.
- **Type:** integer
- **Restart required:** no
- **System:** yes
- **Optional:** yes
- **Example value:** 45 (default value up to CM version 6.10.5.2. The default value for CM versions 6.10.5.3 and up is 5)
- **Since:** 6.8.0

jobExecutor.jobMaxRetries

- **Module:** cmas-workflow-engine
- **Description:** Controls the number of retry attempts the job executor will do before declaring a job as failed.
- **Type:** integer
- **Restart required:** no
- **System:** yes
- **Optional:** yes
- **Example value:** 5 (default value)
- **Since:** 6.8.0

jobExecutor.jobMaxRetriesReachedSubject

- **Module:** cmas-workflow-engine
- **Description:** The subject used in the notification email which administrators receive about failed job executions.
- **Type:** string
- **Restart required:** no
- **System:** yes
- **Optional:** yes
- **Example value:** Job maximum retries reached. Job was removed!!! (default value)
- **Since:** 6.8.0

jobExecutor.lockingLimit

- **Module:** cmas-workflow-engine
- **Description:** Maximum number of jobs which can be locked at once (marked for execution) by the job executor thread.
- **Type:** integer
- **Restart required:** no
- **System:** yes
- **Optional:** yes
- **Example value:** 5 (default value since CM version 6.10.5.3)
- **Since:** 6.8.0

jobExecutor.lockTimeout.seconds

- **Module:** cmas-workflow-engine
- **Description:** Determines how long the job can be locked (marked for execution) by the job executor.
- **Type:** integer
- **Restart required:** no
- **System:** yes
- **Optional:** yes
- **Example value:** 360 (default value)
- **Since:** 6.8.0

jobExecutor.mailFrom

- **Module:** cmas-workflow-engine
- **Description:** Email address which will be set as From header for notifications to the administrator.
- **Type:** string
- **Restart required:** no
- **System:** yes

- **Optional:** yes
- **Example value:** jobexecutor@consol.de
- **Since:** 6.8.0

jobExecutor.maxInactivityInterval.minutes

- **Module:** cmas-workflow-engine
- **Description:** Maximum amount of time (in minutes) of allowed job executor inactivity (e.g. when it is blocked by long timer execution). After this time, executor threads are restarted automatically.
- **Type:** integer
- **Restart required:** no
- **System:** yes
- **Optional:** yes
- **Example value:** 30 (default value)
- **Since:** 6.9.2.0

jobExecutor.threads

- **Module:** cmas-workflow-engine
- **Description:** Sets the number of job execution threads.
- **Type:** integer
- **Restart required:** no
- **System:** yes
- **Optional:** yes
- **Example value:** 1 (default value)
- **Since:** 6.8.0

jobExecutor.timerRetryInterval.seconds

- **Module:** cmas-workflow-engine
- **Description:** Determines how long (in seconds) the job executor thread will wait before a retry after an error occurs during job execution.
- **Type:** integer
- **Restart required:** no
- **System:** yes
- **Optional:** yes
- **Example value:** 10 (default up to CM version 6.10.5.2. The default value for CM versions 6.10.5.3 and up is 30)
- **Since:** 6.8.0

jobExecutor.txTimeout.seconds

- **Module:** cmas-workflow-engine
- **Description:** Transaction timeout used for job execution.

- **Type:** integer
- **Restart required:** no
- **System:** yes
- **Optional:** yes
- **Example value:** 60 (default value)
- **Since:** 6.8.0

F.1.2.20 cmas-workflow-jbpm (module)

fetchLock.interval

- **Module:** cmas-workflow-jbpm
- **Description:**
- **Type:** integer
- **Restart required:** no
- **System:** yes
- **Optional:** no
- **Example value:** 5000
- **Removed in:** 6.8.0

jobExecutor.idleInterval

- **Module:** cmas-workflow-jbpm
- **Description:**
- **Type:** integer
- **Restart required:** no
- **System:** yes
- **Optional:** no
- **Example value:** 45000
- **Removed in:** 6.8.0
- **Replaced by:** jobExecutor.idleInterval.seconds

jobExecutor.jobExecuteRetryNumber

- **Module:** cmas-workflow-jbpm
- **Description:**
- **Type:** integer
- **Restart required:** no
- **System:** yes
- **Optional:** no
- **Example value:** 5
- **Removed in:** 6.8.0
- **Replaced by:** jobExecutor.jobMaxRetries

jobExecutor.timerRetryInterval

- **Module:** cmas-workflow-jbpm
- **Description:**
- **Type:** integer
- **Restart required:** no
- **System:** yes
- **Optional:** no
- **Example value:** 10000
- **Removed in:** 6.8.0
- **Replaced by:** jobExecutor.timerRetryInterval.seconds

mail.sender.address

- **Module:** cmas-workflow-jbpm
- **Description:** From address for emails from the workflow engine.
- **Type:** string
- **Restart required:** no
- **System:** yes
- **Optional:** no
- **Example value:** myuser@consol.de
- **Removed in:** 6.8.0
- **Replaced by:** jobExecutor.mailFrom

outdated.lock.age

- **Module:** cmas-workflow-jbpm
- **Description:**
- **Type:** integer
- **Restart required:** no
- **System:** yes
- **Optional:** no
- **Example value:** 60000
- **Removed in:** 6.8.0
- **Replaced by:** cmas-workflow-engine, jobExecutor.lockTimeout.seconds

F.1.2.21 cmweb-server-http-headers (module)

X-Frame-Options

- **Module:** cmweb-server-http-headers
- **Description:** Example property to illustrate the configuration of HTTP headers. In this case the delivered HTTP header contains the field *X-Frame-Options* with the value "SAMEORIGIN".

Each property in the module `cmweb-server-http-headers` represents one header field. The property name/key identifies the response header field and the value of the property is the field value sent in this header.



Please be aware that additional HTTP response headers must be correctly defined with the exact spelling as officially specified! Please note also that the correct interpretation and application of these headers is fully in the realm and responsibility of the client browser which requested the page!

- **Type:** string
- **Restart required:** no
- **System:** no
- **Optional:** yes
- **Example value:** SAMEORIGIN
- **Since:** 6.10.8

F.1.2.22 cmweb-server-adapter (module)

attachment.upload.timeout

- **Module:** cmweb-server-adapter
- **Description:** Defines the transaction timeout in minutes for adding attachments to a ticket, resource or customer. Counts the time for the upload of all attachments of one transaction. When the timeout occurs, all files which have been temporarily stored on the server are deleted and no file is uploaded.
- **Type:** Integer
- **Restart required:** no
- **System:** yes
- **Optional:** yes
- **Example value:** 3
- **Since:** 6.10.5.3

automatic.booking.enabled

- **Module:** cmweb-server-adapter
- **Description:** If enabled, time spent on creating comments or emails is measured and automatic time bookings are added.
- **Type:** boolean
- **Restart required:** no

- **System:** yes
- **Optional:** yes
- **Example value:** true
- **Since:** 6.9.4.2

checkUserOnlineIntervalInSeconds

- **Module:** cmweb-server-adapter
- **Description:** The interval in seconds to check which users are online (default 180sec = 3min).
- **Type:** integer
- **Restart required:** no
- **System:** yes
- **Optional:** no
- **Example value:** 180
- **Since:** 6.0
- **Removed in:** 6.5 / 6.11.0.1

cmoffice.enabled

- **Module:** cmweb-server-adapter
- **Description:** Determines if CM/Doc is enabled.
- **Type:** boolean
- **Restart required:** no
- **System:** yes
- **Optional:** no
- **Example value:** false
- **Since:** 6.4.0

cmoffice.oo.path.NUMBER

- **Module:** cmweb-server-adapter
- **Description:** Possible location of the OpenOffice installation. The properties are numbered starting with 0.
- **Type:** string
- **Restart required:** no
- **System:** no
- **Optional:** yes
- **Example value:** c:\Program Files (x86)\LibreOffice 3.6\program
- **Since:** 6.10.1.0
- **Removed in:** 6.12.0.0

cmoffice.strict.versioning.enabled

- **Module:** cmweb-server-adapter
- **Description:** Controls if the SAVE operation in Microsoft Word / OpenOffice documents creates a new attachment (“true”) or overwrites the existing attachment (“false”). This concerns the behavior within one session using the text editing program. If the program is stopped, the overwrite mechanism will not work anymore.
- **Type:** boolean
- **Restart required:** no
- **System:** no
- **Optional:** yes
- **Example value:** true
- **Since:** 6.10.5.4

cmoffice.websocket.port

- **Module:** cmweb-server-adapter
- **Description:** Determines the port on which the CM/Doc application should be started and connected to.
- **Type:** integer
- **Restart required:** no
- **System:** no
- **Optional:** yes
- **Example value:** 30333
- **Since:** 6.12.0.0

commentRequiredForTicketCreation

- **Module:** cmweb-server-adapter
- **Description:** Determines if the comment is a required field for ticket creation.
- **Type:** boolean
- **Restart required:** no
- **System:** yes
- **Optional:** no
- **Example value:** true (default value)
- **Since:** 6.2.0

csrf.domain.white.list

- **Module:** cmweb-server-adapter
- **Description:** The list of domains (separated with “|”) which are allowed and will not be blocked by the CSRF (cross-site request forgery) filter, e.g.: “example.com | consol.de”
- **Type:** String
- **Restart required:** no
- **System:** no

- **Optional:** yes
- **Example value:** example.com | consol.de
- **Since:** 6.10.7.0

csrf.request.filter.enabled

- **Module:** cmweb-server-adapter
- **Description:** It allows to disable the CSRF request filter, which is enabled by default.
- **Type:** Boolean
- **Restart required:** no
- **System:** no
- **Optional:** yes
- **Example value:** true
- **Since:** 6.10.7.0

customizationVersion

- **Module:** cmweb-server-adapter
- **Description:** UID representing the latest web customization version. Used only internally, please do not change the value.
- **Type:** string
- **Restart required:** no
- **System:** yes
- **Optional:** no
- **Example value:** cd58453e-f3cc-4538-8030-d15e8796a4a7
- **Since:** 6.5.0

data.optimization

- **Module:** cmweb-server-adapter
- **Description:** Defines optimization to be applied on HTML response data. The following values are supported (for setting more than one value, separate values by '|'): MINIFICATION and COMPRESSION. MINIFICATION minifies HTML data by e.g. stripping whitespaces and comments. COMPRESSION applies gzip compression to HTTP response. (Note: If you are running in cluster mode and want to test different configurations in parallel, you can set different values for each cluster node by specifying the property `data.optimization.nodeId` to override the default property.)
- **Type:** string
- **Restart required:** COMPRESSION can be switched on/off without restart, MINIFICATION requires restart.
- **System:** yes
- **Optional:** yes
- **Example value:** MINIFICATION|COMPRESSION

defaultAttachmentEntryClassName

- **Module:** cmweb-server-adapter
- **Description:** The default text class used to classify an attachment if no other text class was set explicitly.
- **Type:** string
- **Restart required:** no
- **System:** yes
- **Optional:** yes
- **Example value:** DefaultTextElement
- **Since:** 6.9.2.0

defaultContentEntryClassName

- **Module:** cmweb-server-adapter
- **Description:** Name of the text class which is set as default for newly created content entries.
- **Type:** string
- **Restart required:** no
- **System:** yes
- **Optional:** no
- **Example value:** default_class
- **Since:** 6.3.0

defaultNumberOfCustomFieldsColumns

- **Module:** cmweb-server-adapter
- **Description:** Determines the default number of columns for data fields.
- **Type:** integer
- **Restart required:** no
- **System:** yes
- **Optional:** no
- **Example value:** 3
- **Since:** 6.2.0

diffTrackingEnabled

- **Module:** cmweb-server-adapter
- **Description:** Defines if parallel editing of a ticket by different engineers should be possible.
“false”: Previous way of handling changes when editing a ticket. If the ticket has been changed in the meantime, the current engineer will not be able to submit his changes without being forced to reload the page before submitting.
“true”: New changes handling mode. If the ticket has been changed, this will not block the submission of other changes anymore. If the part of the ticket that was changed was exactly the part that is changed by the submitting engineer, then an information message will be displayed, but the ticket change will be persisted/stored anyway.

- **Type:** boolean
- **Restart required:** no
- **System:** yes
- **Optional:** no
- **Example value:** true (default)
- **Since:** 6.10.1
- **Removed in:** 6.11.0

diffTrackingEnabledForUnitAndResource

- **Module:** cmweb-server-adapter
- **Description:** Enables the prevention of concurrent modifications on customers / resources.
- **Type:** boolean
- **Restart required:** no
- **System:** no
- **Optional:** yes
- **Example value:** 3
- **Since:** 6.11.0.0


favoritesSizeLimit

- **Module:** cmweb-server-adapter
- **Description:** Determines the maximum number of items in the favorites.
- **Type:** integer
- **Restart required:** no
- **System:** yes
- **Optional:** no
- **Example value:** 10
- **Since:** 6.0

forward.mails.to.representatives

- **Module:** cmweb-server-adapter
- **Description:** Determines if emails which are manually sent from the Web Client are also sent to representing engineers. The default value of the property is “false”, meaning that this kind of emails are not forwarded to the representing engineer. Set the property to “true” if you want to restore the previous behavior, i.e., all emails which are sent to the represented engineer are automatically forwarded to the representing engineer. Please take into account that this might not be desired if the same person is an engineer and a customer in the CM system.
- **Type:** boolean
- **Restart required:** no
- **System:** no
- **Optional:** no

- **Example value:** false (default value)
- **Since:** 6.11.1.7

 This property only configures the handling of manually sent emails. The handling of automatically sent emails depends on the used Java method.

globalSearchResultSizeLimit

- **Module:** cmweb-server-adapter
- **Description:** Determines the maximum number of results in the quick search.
- **Type:** integer
- **Restart required:** no
- **System:** yes
- **Optional:** no
- **Example value:** 10
- **Since:** 6.0

helpFilePath

- **Module:** cmweb-server-adapter
- **Description:** URL for the online help. If not empty, the *Help* link is displayed in the Web Client.
- **Type:** string
- **Restart required:** no
- **System:** yes
- **Optional:** yes
- **Example value:** http://www.consol.de
- **Since:** 6.2.1
- **Removed in:** 6.14.0.0

hideTicketSubject

- **Module:** cmweb-server-adapter
- **Description:** If set to “true”, the ticket subject is hidden in the Web Client.
- **Type:** boolean
- **Restart required:** no
- **System:** yes
- **Optional:** no
- **Example value:** false
- **Since:** 6.2.1

mail.from

- **Module:** cmweb-server-adapter
- **Description:** Central sender address to be used for email communication. The value set here appears as sender of emails sent from ConSol CM.
- **Type:** string
- **Restart required:** no
- **System:** yes
- **Optional:** yes
- **Example value:** consolcm@example.com
- **Since:** 6.1.2

mail.reply.to

- **Module:** cmweb-server-adapter
- **Description:** Central reply-to address to be used for email communication. The value set here controls the reply-to header of emails sent from ConSol CM.
- **Type:** string
- **Restart required:** no
- **System:** yes
- **Optional:** yes
- **Example value:** consolcm@example.com
- **Since:** 6.0.1

mailTemplateAboveQuotedText

- **Module:** cmweb-server-adapter
- **Description:** Determines the behavior of the email template in the email editor when another email is quoted, i.e. forwarded or replied to. Often used to place the signature correctly.
- **Type:** boolean
- **Restart required:** no
- **System:** yes
- **Optional:** no
- **Example value:** false
- **Since:** 6.2.4

maxSizePerPagemapInMegaBytes

- **Module:** cmweb-server-adapter
- **Description:** The parameter defines the size (in MB) of the file which is created by the Wicket framework per user session. i.e. for each engineer which is currently logged in. The file is used to save pages during the running session. When the defined size limit has been reached and new entries are added, the oldest entries are removed. An engineer who works with an "old" page is redirected to the start page in the Web Client, when the page is removed from the file. This parameter can be increased if engineers work with a great number of open tabs and

complain about being redirected to the start page. In large systems, you could use e.g. a value of 45 or 50. Since this is the size of the file which is saved on disk, the maximum value depends on the available disk space, however, a value which is too large is not recommended either.

- **Type:** integer
- **Restart required:** yes
- **System:** yes
- **Optional:** no
- **Example value:** 15
- **Since:** 6.3.5

pageMapLockDurationInSeconds

- **Module:** cmweb-server-adapter
- **Description:** Number of seconds to pass before a pageMap is considered to be locked for too long.
- **Type:** integer
- **Restart required:** yes
- **System:** yes
- **Optional:** yes
- **Example value:** 60
- **Since:** 6.7.3

postActivityExecutionScriptName

- **Module:** cmweb-server-adapter
- **Type:** string
- **Restart required:** no
- **System:** yes
- **Optional:** no
- **Example value:** postActivityExecutionHandler
- **Since:** 6.2.0

queuesExcludedFromGS

- **Module:** cmweb-server-adapter
- **Description:** Comma-separated list of queue names which are excluded from the quick search.
- **Type:** string
- **Restart required:** no
- **System:** yes
- **Optional:** yes
- **Example value:** Helpdesk,FAQ
- **Since:** 6.0

refreshTimeInCaseOfConcurrentRememberMeRequests

- **Module:** cmweb-server-adapter
- **Description:** Sets the refresh time (in seconds) after which the page is reloaded in case of concurrent remember me requests. This feature prevents one user from occupying many licenses.
- **Type:** integer
- **Restart required:** yes
- **System:** yes
- **Optional:** yes
- **Example value:** 5
- **Since:** 6.8.2

rememberMeLifetimeInMinutes

- **Module:** cmweb-server-adapter
- **Description:** Lifetime for *remember me* in minutes.
- **Type:** integer
- **Restart required:** yes
- **System:** yes
- **Optional:** no
- **Example value:** 1440
- **Since:** 6.0

request.scope.transaction

- **Module:** cmweb-server-adapter
- **Description:** It allows to disable request scope transactions. By default one transaction is used per request. Setting this property to “false” will cause one transaction per service method invocation.
- **Type:** boolean
- **Restart required:** yes
- **System:** yes
- **Optional:** yes
- **Example value:** true
- **Since:** 6.8.1

searchPageSize

- **Module:** cmweb-server-adapter
- **Description:** The global default page size for search results in the Web Client. Only used for new users who have not yet set preferences.
- **Type:** integer
- **Restart required:** no
- **System:** yes

- **Optional:** no
- **Example value:** 20
- **Since:** 6.0

searchPageSizeOptions

- **Module:** cmweb-server-adapter
- **Description:** Paging options for the page size of search results in the Web Client.
- **Type:** string
- **Restart required:** no
- **System:** yes
- **Optional:** no
- **Example value:** 10|20|30|40|50|75|100
- **Since:** 6.0

serverPoolingInterval

- **Module:** cmweb-server-adapter
- **Description:** Defines the time in seconds for the pooling server to invalidate caches on the web layer.
- **Type:** integer
- **Restart required:** no
- **System:** yes
- **Optional:** no
- **Example value:** 5
- **Since:** 6.1.0

show.error.stacktrace

- **Module:** cmweb-server-adapter
- **Description:** If this property is set to “true”, the full stacktrace can be shown in the red error message which is displayed in the Web Client if a user action caused an exception.
- **Type:** boolean
- **Restart required:** no
- **System:** yes
- **Optional:** yes
- **Example value:** false (default value)
- **Since:** 6.12.1.0

supportEmail

- **Module:** cmweb-server-adapter
- **Description:**
- **Type:** string

- **Restart required:** no
- **System:** yes
- **Optional:** yes
- **Since:** 6.0
- **Removed in:** 6.11.0.1

themeOverlay

- **Module:** cmweb-server-adapter
- **Description:** Defines the user interface theme (CSS file) for the Web Client layout. Set this property to the name of your custom skin if you are using one.
- **Type:** string
- **Restart required:** no
- **System:** yes
- **Optional:** yes
- **Example value:** consolINT
- **Since:** 6.0, functionality changed in 6.11.2.0

ticketListRefreshIntervalInSeconds

- **Module:** cmweb-server-adapter
- **Description:** Refresh interval for the ticket list (in seconds).
- **Type:** integer
- **Restart required:** no
- **System:** yes
- **Optional:** no
- **Example value:** 180
- **Since:** 6.0

ticketListSizeLimit

- **Module:** cmweb-server-adapter
- **Description:** Maximum number of tickets in the ticket list.
- **Type:** integer
- **Restart required:** no
- **System:** yes
- **Optional:** no
- **Example value:** 100
- **Since:** 6.0

tx.read.only.mode.enabled

- **Module:** cmweb-server-adapter
- **Description:** Enables read-only transactions for faster page loading. This transactional behavior was introduced in 6.11.0, and this property acts as a safety guard to restore the old behaviors. Do not change this value unless you are facing transaction problems and advised by ConSol.
- **Type:** boolean
- **Restart required:** no
- **System:** no
- **Optional:** yes
- **Example value:** true (default value)
- **Since:** 6.11

tinymce.enabled

- **Module:** cmweb-server-adapter
- **Description:** Determines whether Froala (“false”) or TinyMCE (“true”) is used as an editor for the Web Client.
- **Type:** boolean
- **Restart required:** no
- **System:** no
- **Optional:** yes
- **Example value:** false (default value)
- **Since:** 6.12.1.0
- **Removed in:** 6.14.0.0

unitIndexSearchResultSizeLimit

- **Module:** cmweb-server-adapter
- **Description:** Defines the maximum number of hints for all customer autocomplete or suggestion components (e.g. when adding customer to a ticket). Components customizations (maxHints, maxSuggestions) may change that value.
- **Type:** integer
- **Restart required:** no
- **System:** yes
- **Optional:** no
- **Example value:** 5
- **Since:** 6.0

urlLogoutPath

- **Module:** cmweb-server-adapter
- **Description:** URL which is opened when the user logs out. There are three configuration possibilities:
 - Empty value: The user is redirected to the login page.
 - <CM URL>/cm-client/logout: The user is redirected to the logout page, which includes a link to log in again.
 - Any URL: The user is redirected to the given URL outside ConSol CM.
- **Type:** string
- **Restart required:** no
- **System:** yes
- **Optional:** yes
- **Example value:** https://mycmserver/cm-client/logout
- **Since:** 6.3.1, behavior changed in 6.11.2.0

voCacheEnabled

- **Module:** cmweb-server-adapter
- **Description:** This property enables additional caching for the Web Client, voCaching, of complete objects, thus improving performance.
- **Type:** boolean
- **Restart required:** no
- **System:** yes
- **Optional:** yes
- **Example value:** true
- **Since:** 6.11.1.0

i Notes:

- Since ConSol CM version 6.11.1.1, the default value is “true” for non-clustered environments. The value is set to “true” automatically during the setup or update of ConSol CM 6.11.1.1.
- When voCaching is enabled and lazy loading is used for folding ticket history entries, once the engineer unfolded an entry, he cannot fold it again by reloading the page or opening the ticket from the workspace.
- When using the dynamic mode for displaying engineer and customer names in the ticket history (as configured in the system properties [cmas-core-server, engineer.description.mode](#) and [cmas-core-server, unit.description.mode](#)), the new version of the engineer and/or customer name is only displayed after the ticket has been changed.
- This system property is ignored for clustered environments (environments with [cmas-core-shared, cluster.mode](#) set to “true”). In clustered environments, voCaching is always disabled to avoid problems that changes made to objects on one node are not visible on the other nodes.

[webSessionTimeoutInMinutes](#)

- **Module:** cmweb-server-adapter
- **Description:** Session timeout in minutes.
- **Type:** integer
- **Restart required:** yes
- **System:** yes
- **Optional:** no
- **Example value:** 180
- **Removed in:** 6.7.1
- **Replaced by:** cmas-core-server, server.session.timeout

[wicketAjaxRequestHeaderFilterEnabled](#)

- **Module:** cmweb-server-adapter
- **Description:** This enables the filter for Wicket AJAX requests, coming from stale pages with Wicket 1.4 scripting (CM < 6.8.0), after an update to CM > 6.8.0.
- **Type:** boolean
- **Restart required:** yes
- **System:** yes
- **Optional:** yes
- **Example value:** false
- **Since:** 6.8.1

F.1.3 List of System Properties by Area

This chapter lists the system properties which are relevant for the following areas.

- [CMRF & DWH Configuration](#)
- [Indexer and Search Configuration](#)
- [LDAP Configuration](#)
- [Email Configuration](#)
- [Activity Interval Configuration](#)
- [List of System Properties by Area](#)
- [HTTP Header Configuration](#)

F.1.3.1 CMRF & DWH Configuration

autocommit.cf.changes

- **Module:** cmas-dwh-server
- **Description:** Defines whether DWH tasks which result from configurational changes on ticket fields are executed automatically without manual interaction in the Admin Tool. Can be also set in the Admin Tool in the navigation item *DWH*. The default and recommended value is "false".
- **Type:** boolean
- **Restart required:** no
- **System:** yes
- **Optional:** no
- **Example value:** false (default value)
- **Since:** 6.7.0

batch-commit-interval

- **Module:** cmas-dwh-server
- **Description:** Number of objects sent in one DWH message. Larger values mean better transfer performance at the cost of higher memory usage.
Starting with ConSol CM version 6.11, this property is only used if the package size of a DWH operation is not set. This can only happen when the command is directly addressed to the Java MBean `consol.cmas.global.dwh.synchronizationService`, e.g. using the `update()` method. When a DWH operation is started using the Admin Tool, there is always a value for the package size. If not explicitly set, the default value of 1000 is used as value for `batch.commit.interval`.
- **Default value:** 1000
- **Type:** integer
- **Restart required:** no
- **System:** yes
- **Optional:** yes
- **Example value:** 100
- **Since:** 6.0.0

communication.channel

- **Module:** cmas-dwh-server
- **Description:** Communication channel. Only possible value since CM version 6.11.0.0: DIRECT
- **Type:** string
- **Restart required:** no
- **System:** yes
- **Optional:** no
- **Example value:** DIRECT

- **Since:** 6.8.5.0
- **Removed in:** 6.11.0.0 (DIRECT mode is the only available mode and is set automatically)

dwh.mode

- **Module:** cmas-dwh-server
- **Description:** Currently active mode for the DWH data transfer. Possible values are OFF, ADMIN, LIVE.
- **Type:** string
- **Restart required:** no
- **System:** yes
- **Optional:** no
- **Example value:** OFF
- **Since:** 6.0.1

ignore-queues

- **Module:** cmas-dwh-server
- **Description:** A comma-separated list of queue names which are not transferred to the DWH.
- **Type:** string
- **Restart required:** no
- **System:** yes
- **Optional:** yes
- **Example value:** QueueName1,QueueName2,QueueName3
- **Since:** 6.6.19
- **Removed in:** 6.8.1

java.naming.factory.initial

- **Module:** cmas-dwh-server
- **Description:** Factory class for the DWH context factory.
- **Type:** string
- **Restart required:** no
- **System:** yes
- **Optional:** no
- **Example value:** org.jnp.interfaces.NamingContextFactory
- **Since:** 6.0.1
- **Removed in:** 6.11.0.0

java.naming.factory.url.pkgs

- **Module:** cmas-dwh-server
- **Description:**

- **Type:** string
- **Restart required:** no
- **System:** yes
- **Optional:** no
- **Example value:** org.jboss.naming:org.jnp.interfaces
- **Since:** 6.0.1
- **Removed in:** 6.11.0.0

[java.naming.provider.url](#)

- **Module:** cmas-dwh-server
- **Description:** URL of naming provider.
- **Type:** string
- **Restart required:** no
- **System:** yes
- **Optional:** no
- **Example value:** localhost
- **Since:** 6.0.1
- **Removed in:** 6.11.0.0

[notification.error.description](#)

- **Module:** cmas-dwh-server
- **Description:** Defines the text for error emails from the DWH.
- **Type:** string
- **Restart required:** no
- **System:** yes
- **Optional:** no
- **Example value:** Error occurred
- **Since:** 6.0.1

[notification.error.from](#)

- **Module:** cmas-dwh-server
- **Description:** Defines the From address for error emails from the DWH.
- **Type:** string
- **Restart required:** no
- **System:** yes
- **Optional:** yes
- **Example value:** myuser@consol.de
- **Since:** 6.0.1

notification.error.subject

- **Module:** cmas-dwh-server
- **Description:** Defines the email subject for error emails from the DWH.
- **Type:** string
- **Restart required:** no
- **System:** yes
- **Optional:** no
- **Example value:** Error occurred
- **Since:** 6.0.1

notification.error.to

- **Module:** cmas-dwh-server
- **Description:** Defines the To address for error emails from the DWH.
- **Type:** string
- **Restart required:** no
- **System:** yes
- **Optional:** no
- **Example value:** myuser@consol.de
- **Since:** 6.0.1

notification.finished_successfully.description

- **Module:** cmas-dwh-server
- **Description:** Defines the text for emails from the DWH when a transfer finishes successfully.
- **Type:** string
- **Restart required:** no
- **System:** yes
- **Optional:** no
- **Example value:** Transfer finished successfully
- **Since:** 6.0.1

notification.finished_successfully.from

- **Module:** cmas-dwh-server
- **Description:** Defines the From address for emails from the DWH when a transfer finishes successfully.
- **Type:** string
- **Restart required:** no
- **System:** yes
- **Optional:** yes

- **Example value:** myuser@consol.de
- **Since:** 6.0.1

notification.finished_successfully.subject

- **Module:** cmas-dwh-server
- **Description:** Defines the subject for emails from the DWH when a transfer finishes successfully.
- **Type:** string
- **Restart required:** no
- **System:** yes
- **Optional:** no
- **Example value:** Transfer finished successfully
- **Since:** 6.0.1

notification.finished_successfully.to

- **Module:** cmas-dwh-server
- **Description:** Defines the To address for emails from the DWH when a transfer finishes successfully.
- **Type:** string
- **Restart required:** yes
- **System:** yes
- **Optional:** no
- **Example value:** myuser@consol.de
- **Since:** 6.0.1

notification.finished_unsuccessfully.description

- **Module:** cmas-dwh-server
- **Description:** Defines the text for emails from the DWH when a transfer finishes unsuccessfully.
- **Type:** string
- **Restart required:** no
- **System:** yes
- **Optional:** no
- **Example value:** Transfer finished unsuccessfully
- **Since:** 6.0.1

notification.finished_unsuccessfully.from

- **Module:** cmas-dwh-server
- **Description:** Defines the From address for emails from the DWH when a transfer finishes unsuccessfully.
- **Type:** string
- **Restart required:** no

- **System:** yes
- **Optional:** yes
- **Example value:** myuser@consol.de
- **Since:** 6.0.1

notification.finished_unsuccessfully.subject

- **Module:** cmas-dwh-server
- **Description:** Defines the subject for emails from the DWH when a transfer finishes unsuccessfully.
- **Type:** string
- **Restart required:** no
- **System:** yes
- **Optional:** no
- **Example value:** Transfer finished unsuccessfully
- **Since:** 6.0.1

notification.finished_unsuccessfully.to

- **Module:** cmas-dwh-server
- **Description:** Defines the To address for emails from the DWH when a transfer finishes unsuccessfully.
- **Type:** string
- **Restart required:** no
- **System:** yes
- **Optional:** no
- **Example value:** myuser@consol.de
- **Since:** 6.0.1

notification.host

- **Module:** cmas-dwh-server
- **Description:** Email (SMTP) server hostname for sending DWH emails.
- **Type:** string
- **Restart required:** no
- **System:** yes
- **Optional:** yes
- **Example value:** myserver.consol.de
- **Since:** 6.0.1

notification.password

- **Module:** cmas-dwh-server
- **Description:** SMTP password for sending DWH emails (optional).

- **Type:** string
- **Restart required:** no
- **System:** yes
- **Optional:** yes
- **Since:** 6.0.1

notification.port

- **Module:** cmas-dwh-server
- **Description:** SMTP port for sending DWH emails.
- **Type:** string
- **Restart required:** no
- **System:** yes
- **Optional:** yes
- **Example value:** 25
- **Since:** 6.0.1

notification.protocol

- **Module:** cmas-dwh-server
- **Description:** The protocol used for sending emails from the DWH. Possible values are smtp or pop3.
- **Type:** string
- **Restart required:** no
- **System:** yes
- **Optional:** yes
- **Example value:** pop3

notification.tls.enabled

- **Module:** cmas-dwh-server
- **Description:** Enables SMTP via SSL/TLS (SMTPS) for sending notification emails from the DWH. The default value is “false”. If it is set to “true”, SMTPS is enabled for sending notifications from the DWH.
- **Type:** string
- **Restart required:** yes
- **System:** no
- **Optional:** yes
- **Example value:** false (default value)
- **Since:** 6.11.1.6

notification.username

- **Module:** cmas-dwh-server
- **Description:** (SMTP) user name for sending DWH emails.

- **Type:** string
- **Restart required:** no
- **System:** yes
- **Optional:** yes
- **Example value:** myuser
- **Since:** 6.0.1

recoverable.exceptions

- **Module:** cmas-dwh-server
- **Description:** Comma-separated list of exception definitions: CLASS[+][:REGEX]. The exceptions included in the list do not stop CM from sending to the CMRF process, but force it to try again. If optional '+' after CLASS is present, classes which extend CLASS are matched.
- **Type:** string
- **Restart required:** no
- **System:** yes
- **Optional:** yes
- **Example value:** java.sql.SQLRecoverableException,java.lang.RuntimeException+.*T.1\,2T.*
- **Since:** 6.8.4.6

skip-ticket

- **Module:** cmas-dwh-server
- **Description:** Tickets are not transferred during transfer/update.
- **Type:** boolean
- **Restart required:** no
- **System:** yes
- **Optional:** no
- **Example value:** false
- **Since:** 6.6.19
- **Removed in:** 6.8.1

skip-ticket-history

- **Module:** cmas-dwh-server
- **Description:** History of ticket is not transferred during transfer/update.
- **Type:** boolean
- **Restart required:** no
- **System:** yes
- **Optional:** no
- **Example value:** false
- **Since:** 6.6.19
- **Removed in:** 6.8.1

skip-unit

- **Module:** cmas-dwh-server
- **Description:** Units are not transferred during transfer/update.
- **Type:** boolean
- **Restart required:** no
- **System:** yes
- **Optional:** no
- **Example value:** false
- **Since:** 6.6.19
- **Removed in:** 6.8.1

skip-unit-history

- **Module:** cmas-dwh-server
- **Description:** History of unit is not transferred during transfer/update.
- **Type:** boolean
- **Restart required:** no
- **System:** yes
- **Optional:** no
- **Example value:** false
- **Since:** 6.6.19
- **Removed in:** 6.8.1

split.history

- **Module:** cmas-dwh-server
- **Description:** Changes the SQL that fetches the history for the tickets during DWH transfer so that the history is not fetched for all tickets at once but only for one ticket per SQL.
- **Type:** boolean
- **Restart required:** no
- **System:** yes
- **Optional:** yes
- **Example value:** false
- **Since:** 6.8.0
- **Removed in:** 6.8.4.0

unit.transfer.order

- **Module:** cmas-dwh-server
- **Description:** Defines in which order customer field groups should be transferred to the DWH.
- **Type:** string
- **Restart required:** no

- **System:** yes
- **Optional:** yes
- **Example value:** company;customer
- **Since:** 6.6.19
- **Removed in:** 6.8.1

F.1.3.2 Indexer and Search Configuration

Indexer

`big.task.minimum.size`

- **Module:** cmas-core-index-common
- **Description:** Indicates the minimum size of index task (in parts, each part has 100 entities) to qualify this task as a big one. Big tasks have a lower priority than runtime tasks.
- **Type:** integer
- **Restart required:** no
- **System:** yes
- **Optional:** no
- **Example value:** 15 (default value)
- **Since:** 6.8.3

`database.notification.redelivery.delay.seconds`

- **Module:** cmas-core-index-common
- **Description:** If the database is used as a notification channel for index updates, this property indicates the delay for notification redelivery when an exception occurs.
- **Type:** integer
- **Restart required:** no
- **System:** yes
- **Optional:** no
- **Example value:** 60
- **Since:** 6.8.4.7

`database.notification.redelivery.max.attempts`

- **Module:** cmas-core-index-common
- **Description:** If the database is used as a notification channel for index updates, this property indicates maximum redelivery attempts when an exception occurs.
- **Type:** integer
- **Restart required:** no
- **System:** yes
- **Optional:** no

- **Example value:** 60
- **Since:** 6.8.4.7

[disable.admin.task.auto.commit](#)

- **Module:** cmas-core-index-common
- **Description:** Toggle for the automatic execution of administrative index update tasks. If set to “false”, possibly expensive index tasks created as a result of configuration changes will be automatically executed right after creation. It is recommended to set this value to “true”, so that the execution of administrative index tasks needs to be manually triggered in the Admin Tool or Web Admin Suite.
- **Type:** boolean
- **Restart required:** no
- **System:** yes
- **Optional:** no
- **Example value:** false
- **Since:** 6.6.1

[index.attachment](#)

- **Module:** cmas-core-index-common
- **Description:** Determines whether the content of attachments is indexed.
- **Type:** boolean
- **Restart required:** no
- **System:** yes
- **Optional:** no
- **Example value:** true
- **Since:** 6.4.3

[index.history](#)

- **Module:** cmas-core-index-common
- **Description:** Determines whether ticket and customer history is indexed.
- **Type:** boolean
- **Restart required:** no
- **System:** yes
- **Optional:** no
- **Example value:** false
- **Since:** 6.1.0
- **Removed in:** 6.11.0

index.status

- **Module:** cmas-core-index-common
- **Description:** Index synchronization status, possible values are GREEN, YELLOW or RED. This value is set internally by the index system, please do not change it manually unless advised by ConSol.
- **Type:** string
- **Restart required:** no
- **System:** yes
- **Optional:** no
- **Example value:** GREEN
- **Since:** 6.6.1

index.task.worker.threads

- **Module:** cmas-core-index-common
- **Description:** Sets the number of threads that will be used to execute index tasks. The default value is 1, we recommend to increase it slightly on systems with large indexer load up to a value of 4.
- **Type:** integer
- **Restart required:** no
- **System:** yes
- **Optional:** no
- **Example value:** 1 (default value)
- **Since:** 6.6.14, 6.7.3. Since 6.8.0 and exclusively in 6.6.21 also normal (live) index updates are affected by this property.

index.version.current

- **Module:** cmas-core-index-common
- **Description:** Holds information about the current index version. This value is maintained internally, please do not change it unless advised by ConSol.
- **Type:** integer
- **Restart required:** no
- **System:** yes
- **Optional:** no
- **Example value:** 1 (default value)
- **Since:** 6.7.0

index.version.newest

- **Module:** cmas-core-index-common
- **Description:** Holds information about which index version is considered newest. This value is maintained internally, please do not change it unless advised by ConSol.
- **Type:** integer

- **Restart required:** no
- **System:** yes
- **Optional:** no
- **Example value:** 1 (default value)
- **Since:** 6.7.0

indexed.assets.per.thread.in.memory

- **Module:** cmas-core-index-common
- **Description:** Determines how many assets should be loaded into memory at once, per thread, during indexing.
- **Type:** integer
- **Restart required:** no
- **System:** yes
- **Optional:** no
- **Example value:** 200 (default value)
- **Since:** 6.8.0

indexed.engineers.per.thread.in.memory

- **Module:** cmas-core-index-common
- **Description:** Determines how many engineers should be loaded into memory at once, per thread, during indexing. Increasing it slightly will lead to better indexer performance at the price of higher memory consumption.
- **Type:** integer
- **Restart required:** no
- **System:** yes
- **Optional:** no
- **Example value:** 300 (default value)
- **Since:** 6.6.14, 6.7.3

indexed.resources.per.thread.in.memory

- **Module:** cmas-core-index-common
- **Description:** Determines how many resources should be loaded into memory at once, per thread, during indexing. Increasing it slightly will lead to better indexer performance at the price of higher memory consumption.
- **Type:** integer
- **Restart required:** no
- **System:** yes
- **Optional:** no
- **Example value:** 200 (default value)
- **Since:** 6.10.0.0

indexed.tickets.per.thread.in.memory

- **Module:** cmas-core-index-common
- **Description:** Determines how many tickets should be loaded into memory at once, per thread, during indexing. Increasing it slightly will lead to better indexer performance at the price of higher memory consumption.
- **Type:** integer
- **Restart required:** no
- **System:** yes
- **Optional:** no
- **Example value:** 100 (default value)
- **Since:** 6.6.14, 6.7.3

indexed.units.per.thread.in.memory

- **Module:** cmas-core-index-common
- **Description:** Determines how many customers should be loaded into memory at once, per thread, during indexing. Increasing it slightly will lead to better indexer performance at the price of higher memory consumption.
- **Type:** integer
- **Restart required:** no
- **System:** yes
- **Optional:** no
- **Example value:** 200 (default value)
- **Since:** 6.6.14, 6.7.3

synchronize.master.address

- **Module:** cmas-core-index-common
- **Description:** Value of `-Dcmas.http.host.port` specifying how to connect to the indexing master server. Since 6.12.0.0 it is possible to switch the node acting as master node by entering the address of the new master node. The index updates are archived for the time configured in the property `cmas-core-index-common, synchronize.archive.timeout.minutes`, so the new master can recover missing data in case it had not been fully synchronized with the previous master indexing server at the moment of switch.
- **Type:** integer
- **Restart required:** no
- **System:** yes
- **Optional:** yes
- **Example value:** 127.0.0.1:80
- **Since:** 6.6.0

[synchronize.master.security.token](#)

- **Module:** cmas-core-index-common
- **Description:** The password for accessing the index snapshot via URL, e.g., for index synchronization or for backups. This value is negotiated between nodes internally, please do not change it manually unless advised by ConSol.
- **Type:** string
- **Restart required:** no
- **System:** yes
- **Optional:** yes
- **Example value:** token
- **Since:** 6.6.0

[synchronize.master.security.user](#)

- **Module:** cmas-core-index-common
- **Description:** The user name for accessing the index snapshot via URL, e.g., for index synchronization or for backups. This value is negotiated between nodes internally, please do not change it manually unless advised by ConSol.
- **Type:** string
- **Restart required:** no
- **System:** yes
- **Optional:** yes
- **Example value:** user
- **Since:** 6.6.0

[synchronize.master.timeout.minutes](#)

- **Module:** cmas-core-index-common
- **Description:** Determines how much time (in minutes) the master server may continually fail until a new master gets elected. 0 means that master server will never change (failover mechanism is disabled).
- **Type:** integer
- **Restart required:** no
- **System:** yes
- **Optional:** no
- **Example value:** 5 (default value)
- **Since:** 6.6.0

[synchronize.megabits.per.second](#)

- **Module:** cmas-core-index-common

- **Description:** Determines how much bandwidth (in megabits) the master server may consume when transferring index changes to all slave servers. Do not use all available bandwidth to transfer index changes between hosts, as doing so will most probably partition the cluster due to some subsystems being unable to communicate.
- **Type:** integer
- **Restart required:** no
- **System:** yes
- **Optional:** no
- **Example value:** 85 (default value)
- **Since:** 6.6.0

synchronize.sleep.millis

- **Module:** cmas-core-index-common
- **Description:** Determines how often each slave server polls the master server for index changes.
- **Type:** integer
- **Restart required:** no
- **System:** yes
- **Optional:** no
- **Example value:** 1000 (default value)
- **Since:** 6.6.0

Search Results

globalSearchResultSizeLimit

- **Module:** cmweb-server-adapter
- **Description:** Determines the maximum number of results in the quick search.
- **Type:** integer
- **Restart required:** no
- **System:** yes
- **Optional:** no
- **Example value:** 10
- **Since:** 6.0

searchPageSize

- **Module:** cmweb-server-adapter
- **Description:** The global default page size for search results in the Web Client. Only used for new users who have not yet set preferences.
- **Type:** integer
- **Restart required:** no
- **System:** yes

- **Optional:** no
- **Example value:** 20
- **Since:** 6.0

searchPageSizeOptions

- **Module:** cmweb-server-adapter
- **Description:** Paging options for the page size of search results in the Web Client.
- **Type:** string
- **Restart required:** no
- **System:** yes
- **Optional:** no
- **Example value:** 10|20|30|40|50|75|100
- **Since:** 6.0

unitIndexSearchResultSizeLimit

- **Module:** cmweb-server-adapter
- **Description:** Defines the maximum number of hints for all customer autocomplete or suggestion components (e.g. when adding customer to a ticket). Components customizations (maxHints, maxSuggestions) may change that value.
- **Type:** integer
- **Restart required:** no
- **System:** yes
- **Optional:** no
- **Example value:** 5
- **Since:** 6.0

F.1.3.3 LDAP Configuration

LDAP Configuration (if LDAP is Used as Authentication Mode in the CM Web Client)

LDAP parameters apply only if the authentication mode for the CM Web Client has been set to "LDAP":

engineer.authentication.method

- **Module:** cmas-core-security
- **Description:** Sets the authentication method for users. Possible values are: "DATABASE", "LDAP", "LDAP,DATABASE", "DATABASE,LDAP"
- **Type:** string
- **Restart required:** no
- **System:** yes
- **Optional:** no

- **Example value:** DATABASE
- **Since:** 6.14.0.0

ldap.engineer.NAME.basedn

- **Module:** cmas-core-security
- **Description:** Base DN used for looking up LDAP user accounts when using LDAP authentication.
- **Type:** string
- **Restart required:** no
- **System:** yes
- **Optional:** no
- **Example value:** ou=accounts,dc=consol,dc=de
- **Since:** 6.14.0.0

ldap.engineer.NAME.password

- **Module:** cmas-core-security
- **Description:** Password for connecting to LDAP to look up users when using LDAP authentication. Only needed if lookup cannot be performed anonymously.
- **Type:** password
- **Restart required:** no
- **System:** yes
- **Optional:** yes
- **Since:** 6.14.0.0

ldap.engineer.NAME.providerurl

- **Module:** cmas-core-security
- **Description:** URL to LDAP provider, when using LDAP authentication.
- **Type:** string
- **Restart required:** no
- **System:** yes
- **Optional:** no
- **Example value:** ldap://myserver.consol.de:389
- **Since:** 6.14.0.0

ldap.engineer.NAME.searchattr

- **Module:** cmas-core-security
- **Description:** Search attribute for looking up the LDAP entries associated with a CM login.
- **Type:** string
- **Restart required:** no
- **System:** yes
- **Optional:** no

- **Example value:** uid
- **Since:** 6.14.0.0

ldap.engineer.NAME.userdn

- **Module:** cmas-core-security
- **Description:** LDAP user for connecting to LDAP to look up users when using LDAP authentication. Only needed if the lookup cannot be performed anonymously.
- **Type:** string
- **Restart required:** no
- **System:** yes
- **Optional:** yes
- **Since:** 6.14.0.0

ldap.initialcontextfactory

- **Module:** cmas-core-security
- **Description:** Class name for the initial context factory of the LDAP implementation when using LDAP authentication. Usually this is `com.sun.jndi.ldap.LdapCtxFactory`.
- **Type:** string
- **Restart required:** yes
- **System:** yes
- **Optional:** no
- **Example value:** com.sun.jndi.ldap.LdapCtxFactory
- **Since:** 6.0

LDAP Configuration (if LDAP is Used as Authentication Mode in CM/Track)

LDAP parameters apply only if the authentication mode for CM/Track has been set to “LDAP”:

contact.authentication.method

- **Module:** cmas-core-security
- **Description:** Sets the authentication method for contacts accessing REST services, possible values are DATABASE or LDAP or LDAP,DATABASE or DATABASE,LDAP.
- **Type:** string
- **Restart required:** no
- **System:** yes
- **Optional:** no
- **Example value:** LDAP
- **Since:** 6.9.3.0

ldap.contact.Name.basedn

- **Module:** cmas-core-security
- **Description:** Base path to search for the contact DN by LDAP ID.

- **Type:** string
- **Restart required:** no
- **System:** no
- **Optional:** yes
- **Example value:** ou=accounts,dc=consol,dc=de
- **Since:** 6.9.3.0

ldap.contact.Name.password

- **Module:** cmas-core-security
- **Description:** Password to look up the contact DN by LDAP ID. If not set, the anonymous account is used.
- **Type:** string
- **Restart required:** no
- **System:** no
- **Optional:** yes
- **Since:** 6.9.3.0

ldap.contact.Name.providerurl

- **Module:** cmas-core-security
- **Description:** Address of the LDAP server (ldap[s]://host:port) used for contact authentication.
- **Type:** string
- **Restart required:** no
- **System:** no
- **Optional:** yes
- **Example value:** ldap://ldap.consol.de:389
- **Since:** 6.9.3.0

ldap.contact.Name.searchattr

- **Module:** cmas-core-security
- **Description:** Attribute to search for the contact DN by LDAP ID (e.g. uid).
- **Type:** string
- **Restart required:** no
- **System:** no
- **Optional:** yes
- **Example value:** uid
- **Since:** 6.9.3.0

ldap.contact.Name.userdn

- **Module:** cmas-core-security
- **Description:** User DN to look up contact DN by LDAP ID. If not set, the anonymous account is used.
- **Type:** string
- **Restart required:** no
- **System:** no
- **Optional:** yes
- **Since:** 6.9.3.0

ldap.initialcontextfactory

- **Module:** cmas-core-security
- **Description:** Class name for the initial context factory of the LDAP implementation when using LDAP authentication. Usually this is `com.sun.jndi.ldap.LdapCtxFactory`.
- **Type:** string
- **Restart required:** yes
- **System:** yes
- **Optional:** no
- **Example value:** `com.sun.jndi.ldap.LdapCtxFactory`
- **Since:** 6.0

F.1.3.4 Email Configuration

Outgoing Email

mail.smtp.email

- **Module:** cmas-core-server
- **Description:** SMTP URL for outgoing emails
- **Type:** string
- **Restart required:** no
- **System:** yes
- **Optional:** no
- **Example value:** `smtp://mail.mydomain.com:25`
- **Since:** 6.0

mail.smtp.envelopesender

- **Module:** cmas-core-server
- **Description:** Email address used as a sender in SMTP envelope. If not set, the From address of the email is used.
- **Type:** string
- **Restart required:** no

- **System:** yes
- **Optional:** no
- **Example value:** mysender@mydomain.com
- **Since:** 6.5.7

mail.from

- **Module:** cmweb-server-adapter
- **Description:** Central sender address to be used for email communication. The value set here appears as sender of emails sent from ConSol CM.
- **Type:** string
- **Restart required:** no
- **System:** yes
- **Optional:** yes
- **Example value:** consolcm@example.com
- **Since:** 6.1.2

mail.reply.to

- **Module:** cmweb-server-adapter
- **Description:** Central reply-to address to be used for email communication. The value set here controls the reply-to header of emails sent from ConSol CM.
- **Type:** string
- **Restart required:** no
- **System:** yes
- **Optional:** yes
- **Example value:** consolcm@example.com
- **Since:** 6.0.1

mailTemplateAboveQuotedText

- **Module:** cmweb-server-adapter
- **Description:** Determines the behavior of the email template in the email editor when another email is quoted, i.e. forwarded or replied to. Often used to place the signature correctly.
- **Type:** boolean
- **Restart required:** no
- **System:** yes
- **Optional:** no
- **Example value:** false
- **Since:** 6.2.4

mail.sender.address

- **Module:** cmas-workflow-jbpm
- **Description:** From address for emails from the workflow engine.

- **Type:** string
- **Restart required:** no
- **System:** yes
- **Optional:** no
- **Example value:** myuser@consol.de
- **Removed in:** 6.8.0
- **Replaced by:** jobExecutor.mailFrom

mail.smtp.tls.enabled

- **Module:** cmas-core-server
- **Description:** Activates SMTP via SSL/TLS (SMTPS) for sending emails from the Web Client and scripts. The default value is “false”. If it is set to “true”, SMTPS is activated for sending emails.
- **Type:** boolean
- **Restart required:** yes
- **System:** no
- **Optional:** yes
- **Example value:** true
- **Since:** 6.11.1.6

Incoming Email

nimh.enabled

- **Module:** cmas-core-server
- **Description:** Enables the NIMH service which controls email polling and processing in ConSol CM. Must be suffixed with NODEID in cluster environments e.g. `nimh.enabled.NODEID = “true”`.
- **Type:** boolean
- **Restart required:** no
- **System:** no
- **Optional:** yes
- **Example value:** false
- **Since:** 6.9.4.0

filesystem.polling.threads.number

- **Module:** cmas-nimh
- **Description:** Number of threads started for polling emails from the database queue. The default value is 1.
- **Type:** integer
- **Restart required:** no
- **System:** no
- **Optional:** yes

- **Example value:** 10
- **Since:** 6.4.0

filesystem.polling.threads.shutdown.timeout.seconds

- **Module:** cmas-nimh
- **Description:** Waiting time after the shutdown signal. When the timeout is reached, the thread will be terminated.
- **Type:** integer
- **Restart required:** no
- **System:** no
- **Optional:** yes
- **Example value:** 60 (default value)
- **Since:** 6.4.0

filesystem.polling.threads.watchdog.interval.seconds

- **Module:** cmas-nimh
- **Description:** Determines the interval in seconds to execute the watchdog which checks the activity of the threads of the file system poller.
- **Type:** integer
- **Restart required:** no
- **System:** no
- **Optional:** yes
- **Example value:** 30 (default value)
- **Since:** 6.4.0

filesystem.task.enabled

- **Module:** cmas-nimh
- **Description:** Allows to disable the service thread related to a given poller.
- **Type:** boolean
- **Restart required:** no
- **System:** no
- **Optional:** yes
- **Example value:** true (default value)
- **Since:** 6.4.0

filesystem.task.interval.seconds

- **Module:** cmas-nimh
- **Description:** Default interval (in seconds) for polling the file system.
- **Type:** integer
- **Restart required:** no

- **System:** no
- **Optional:** yes
- **Example value:** 60 (default value)
- **Since:** 6.4.0

filesystem.task.polling.folder

- **Module:** cmas-nimh
- **Description:** Polling folder location which is scanned for emails in the format of `eml` files. The default value is the `mail` subdirectory of the ConSol CM data directory.
- **Type:** string
- **Restart required:** no
- **System:** no
- **Optional:** yes
- **Example value:** `c://cmas//mail`
- **Since:** 6.4.0

filesystem.task.timeout.seconds

- **Module:** cmas-nimh
- **Description:** After this time of inactivity the service thread is considered damaged and automatically restarted. The default value is 120 seconds.
- **Type:** integer
- **Restart required:** no
- **System:** no
- **Optional:** yes
- **Example value:** 60
- **Since:** 6.4.0

filesystem.task.transaction.timeout.seconds

- **Module:** cmas-nimh
- **Description:** Default transaction timeout for transactions fetching emails from the file system. Should be correlated with number of messages fetched at once.
- **Type:** integer
- **Restart required:** no
- **System:** no
- **Optional:** yes
- **Example value:** 60 (default value)
- **Since:** 6.4.0

mailbox.<number>.name

- **Module:** cmas-nimh
- **Description:** Identifier (name) of the mailbox.

- **Type:** string
- **Restart required:** no
- **System:** no
- **Optional:** yes
- **Example value:** myEmailAddress
- **Since:** 6.11.2.0

mailbox.default.connection.host

- **Module:** cmas-nimh
- **Description:** Host (server name) of a given mailbox which the poller reads emails from.
- **Type:** string
- **Restart required:** no
- **System:** no
- **Optional:** yes
- **Example value:** 10.10.1.157
- **Since:** 6.4.0

mailbox.default.connection.password

- **Module:** cmas-nimh
- **Description:** Password for given mailbox which the poller reads emails from.
- **Type:** password
- **Restart required:** no
- **System:** no
- **Optional:** yes
- **Example value:** consol
- **Since:** 6.4.0

mailbox.default.connection.port

- **Module:** cmas-nimh
- **Description:** Port of a given mailbox which the poller reads emails from.
- **Type:** string
- **Restart required:** no
- **System:** no
- **Optional:** yes
- **Example value:** 143
- **Since:** 6.4.0

mailbox.default.connection.protocol

- **Module:** cmas-nimh
- **Description:** The protocol used by the email poller, e.g. IMAP or POP3.

- **Type:** string
- **Restart required:** no
- **System:** no
- **Optional:** yes
- **Example value:** imap
- **Since:** 6.4.0

mailbox.default.connection.username

- **Module:** cmas-nimh
- **Description:** User name for a given mailbox which the poller reads emails from.
- **Type:** string
- **Restart required:** no
- **System:** no
- **Optional:** yes
- **Example value:** username
- **Since:** 6.4.0

mailbox.default.session.mail.debug

- **Module:** cmas-nimh
- **Description:** JavaMail property, see [JavaMail API documentation](#). Allows for more detailed JavaMail session debugging.
- **Type:** boolean
- **Restart required:** no
- **System:** no
- **Optional:** yes
- **Example value:** true
- **Since:** 6.4.0

mailbox.default.session.mail.mime.address.strict

- **Module:** cmas-nimh
- **Description:** JavaMail property, see [JavaMail API documentation](#). If this property is set to "false", the parsing of the email headers is less strict. Therefore, more emails with non-RFC-compliant headers will be imported into the system, instead of being stored in the email backups in the Admin Tool / Web Admin Suite.
- **Type:** boolean
- **Restart required:** no
- **System:** no
- **Optional:** yes
- **Example value:** false (default value)
- **Since:** 6.4.0

`mailbox.default.session.mail.<PROTOCOL>.connectiontimeout`

- **Module:** cmas-nimh
- **Description:** JavaMail property, see [JavaMail API documentation](#). Determines the connection timeout in milliseconds.
- **Type:** integer
- **Restart required:** no
- **System:** no
- **Optional:** yes
- **Example value:** 3000
- **Since:** 6.4.0 (IMAP and POP3) / 6.11.2.0 (IMAPS and POP3S)

`mailbox.default.session.mail.<PROTOCOL>.fetchsize`

- **Module:** cmas-nimh
- **Description:** JavaMail property, see [JavaMail API documentation](#). Determines the size of partial fetch in bytes for the indicated protocol.
- **Type:** integer
- **Restart required:** no
- **System:** yes
- **Optional:** yes
- **Example value:** 1048576 (default value)
- **Since:** 6.9.4.0 (IMAP and POP3) / 6.11.2.0 (IMAPS and POP3S)

`mailbox.default.session.mail.<PROTOCOL>.partialfetch`

- **Module:** cmas-nimh
- **Description:** JavaMail property, see [JavaMail API documentation](#). Determines whether the protocol's partial fetch capability should be used.
- **Type:** boolean
- **Restart required:** no
- **System:** no
- **Optional:** yes
- **Example value:** false (default value)
- **Since:** 6.9.4.0 (IMAP and POP3) / 6.11.2.0 (IMAPS and POP3S)

`mailbox.default.session.mail.<PROTOCOL>.timeout`

- **Module:** cmas-nimh
- **Description:** JavaMail property, see [JavaMail API documentation](#). Determines the I/O timeout in milliseconds.
- **Type:** integer
- **Restart required:** no
- **System:** no

- **Optional:** yes
- **Example value:** 120 for IMAP(S) and 3000 for POP3(S)
- **Since:** 6.4.0 (IMAP and POP3), 6.11.2.0 (IMAPS and POP3S)

[mailbox.default.task.delete.read.messages](#)

- **Module:** cmas-nimh
- **Description:** Defines whether messages should be removed from the mailbox after processing. For the IMAP protocol messages are marked as SEEN by default. For the POP3 protocol, this property is ignored and the emails are always deleted from the email server after they were processed successfully.
- **Type:** boolean
- **Restart required:** no
- **System:** no
- **Optional:** yes
- **Example value:** false (default value)
- **Since:** 6.4.0, changed in 6.12.1.0

[mailbox.default.task.enabled](#)

- **Module:** cmas-nimh
- **Description:** With this property, the service thread related to the given poller can be disabled.
- **Type:** boolean
- **Restart required:** no
- **System:** no
- **Optional:** yes
- **Example value:** true (default value)
- **Since:** 6.4.0

[mailbox.default.task.interval.seconds](#)

- **Module:** cmas-nimh
- **Description:** Default interval (in seconds) for polling mailboxes.
- **Type:** integer
- **Restart required:** no
- **System:** no
- **Optional:** yes
- **Example value:** 60 (default value)
- **Since:** 6.4.0

mailbox.default.task.max.message.size

- **Module:** cmas-nimh
- **Description:** Maximum size of email messages (i.e., email plus attachment). Emails exceeding the size limit will not be automatically processed by NIMH but will be stored in the database (table `cmas_nimh_archived_mail`) and will therefore appear in the email backups in the Admin Tool / Web Admin Suite. From there they can be resent, downloaded to the file system, or deleted. For those operations the message size is not relevant.
- **Type:** integer
- **Restart required:** no
- **System:** no
- **Optional:** yes
- **Example value:** 10485760 (default value, 10 MB)
- **Since:** 6.4.0

mailbox.default.task.max.messages.per.run

- **Module:** cmas-nimh
- **Description:** Number of messages fetched at once from the mailbox. Must be correlated with the transaction timeout. The default value is 20.
- **Type:** integer
- **Restart required:** no
- **System:** no
- **Optional:** yes
- **Example value:** 60
- **Since:** 6.4.0

mailbox.default.task.timeout.seconds

- **Module:** cmas-nimh
- **Description:** After this time of inactivity the service thread is considered damaged and automatically restarted. The default value is 120 seconds.
- **Type:** integer
- **Restart required:** no
- **System:** no
- **Optional:** yes
- **Example value:** 60
- **Since:** 6.4.0

mailbox.default.task.transaction.timeout.seconds

- **Module:** cmas-nimh
- **Description:** Default transaction timeout (in seconds) for email fetching transactions. Should be correlated with number of messages fetched at once.
- **Type:** integer

- **Restart required:** no
- **System:** no
- **Optional:** yes
- **Example value:** 60 (default value)
- **Since:** 6.4.0

mailbox.polling.threads.mail.log.enabled

- **Module:** cmas-nimh
- **Description:** Enables email logging which is especially crucial in cluster environments (used as semaphore there).
- **Type:** boolean
- **Restart required:** no
- **System:** no
- **Optional:** yes
- **Example value:** true (default value)
- **Since:** 6.9.4.1

mailbox.polling.threads.number

- **Module:** cmas-nimh
- **Description:** Number of threads for accessing mailboxes.
- **Type:** integer
- **Restart required:** no
- **System:** no
- **Optional:** yes
- **Example value:** 1 (default value)
- **Since:** 6.4.0

mailbox.polling.unstorable.backup.folder

- **Module:** cmas-nimh
- **Description:** Folder on the file system which is used to store emails whose processing failed and which could not be stored in the database either. The value of the property should be the path to the data directory followed by [/mail/unstorable](#).
- **Type:** string
- **Restart required:** no
- **System:** no
- **Optional:** yes
- **Example value:** c:/cmas/mail/unstorable
- **Since:** 6.11.2.7

queue.polling.threads.number

- **Module:** cmas-nimh
- **Description:** Number of threads started for polling the email queue in the database.
- **Type:** integer
- **Restart required:** no
- **System:** no
- **Optional:** yes
- **Example value:** 1 (default value)
- **Since:** 6.4.0

queue.polling.threads.shutdown.timeout.seconds

- **Module:** cmas-nimh
- **Description:** Waiting time after the shutdown signal for the email poller. When the timeout is reached, the thread will be terminated.
- **Type:** integer
- **Restart required:** no
- **System:** no
- **Optional:** yes
- **Example value:** 60 (default value)
- **Since:** 6.4.0

queue.polling.threads.watchdog.interval.seconds

- **Module:** cmas-nimh
- **Description:** Determines the interval in seconds to execute the watchdog which checks the activity of the threads of the email queue poller.
- **Type:** integer
- **Restart required:** no
- **System:** no
- **Optional:** yes
- **Example value:** 30 (default value)
- **Since:** 6.4.0

queue.task.error.pause.seconds

- **Module:** cmas-nimh
- **Description:** Maximum number of seconds, the queue poller waits after infrastructure (e.g. database) error.
- **Type:** integer
- **Restart required:** no
- **System:** no
- **Optional:** yes

- **Example value:** 180 (default value)
- **Since:** 6.4.0

queue.task.interval.seconds

- **Module:** cmas-nimh
- **Description:** Determines the interval in seconds for the main email queue polling thread.
- **Type:** integer
- **Restart required:** no
- **System:** no
- **Optional:** yes
- **Example value:** 15 (default value)
- **Since:** 6.4.0

queue.task.max.retries

- **Module:** cmas-nimh
- **Description:** Maximum number of email processing retries after an exception. When reached, the email is moved to the email archive. This email can be rescheduled again using the NIMH API or the Admin Tool / Web Admin Suite.
- **Type:** integer
- **Restart required:** no
- **System:** no
- **Optional:** yes
- **Example value:** 10
- **Since:** 6.4.0

queue.task.timeout.seconds

- **Module:** cmas-nimh
- **Description:** After this time of inactivity (in seconds), the service thread is considered damaged and automatically restarted.
- **Type:** integer
- **Restart required:** no
- **System:** no
- **Optional:** yes
- **Example value:** 600 (default value)
- **Since:** 6.4.0

queue.task.transaction.timeout.seconds

- **Module:** cmas-nimh
- **Description:** Transaction timeout (in seconds) for email processing in the pipe.
- **Type:** integer
- **Restart required:** no

- **System:** no
- **Optional:** yes
- **Example value:** 60 (default value)
- **Since:** 6.4.0

mail.attachments.validation.info.sender

- **Module:** cmas-nimh-extension
- **Description:** Sets the From header for error notification emails which are sent when the validation of the attachment type fails.
- **Type:** string
- **Restart required:** no
- **System:** yes
- **Optional:** no
- **Example value:** admin@mail.com
- **Since:** 6.7.5

mail.attachments.validation.info.subject

- **Module:** cmas-nimh-extension
- **Description:** Sets the subject for error notification emails which are sent when the validation of the attachment type fails.
- **Type:** string
- **Restart required:** no
- **System:** yes
- **Optional:** no
- **Example value:** Email was not processed because its attachments were rejected!
- **Since:** 6.7.5

mail.db.archive

- **Module:** cmas-nimh-extension
- **Description:** If property is set to "true", incoming emails are automatically archived in the database.
- **Type:** boolean
- **Restart required:** no
- **System:** yes
- **Optional:** yes
- **Example value:** false (default value)
- **Since:** 6.8.5.5

mail.error.from.address

- **Module:** cmas-nimh-extension
- **Description:** Sets the From address for error notification emails which are sent when the email processing fails.
- **Type:** email
- **Restart required:** no
- **System:** yes
- **Optional:** no
- **Example value:** myuser@consol.de
- **Since:** 6.4.0

mail.error.to.address

- **Module:** cmas-nimh-extension
- **Description:** Sets the To address for error notification emails which are sent when the email processing fails. As a default the value of the property `admin.email` is used.
- **Type:** email
- **Restart required:** no
- **System:** yes
- **Optional:** no
- **Example value:** myuser@consol.de
- **Since:** 6.4.0

mail.on.error

- **Module:** cmas-nimh-extension
- **Description:** If set to “true”, an error notification email is sent to the configured address if an email could not be processed.
- **Type:** boolean
- **Restart required:** no
- **System:** no
- **Optional:** yes
- **Example value:** true (default)
- **Since:** 6.4.0

mail.ticketname.pattern


- **Module:** cmas-nimh-extension
- **Description:** Regular expression pattern used to identify the ticket name in the subject of incoming mails.
- **Type:** string
- **Restart required:** no
- **System:** yes

- **Optional:** no
- **Example value:** .*?Ticket\s+\((\S+)\).*
- **Since:** 6.4.0
- **Removed in:** 6.12.0.5

Attachments for Incoming Emails

attachment.allowed.types

- **Module:** cmas-core-server
- **Description:** Comma-separated list of allowed attachment file types. By default, only images, PDF and text files are allowed. If no value is provided, all files are allowed (not recommended)

 The property is not considered for attachments added with CM/Doc, i.e. it is not required to allow docx as a file extension for attachments in order to use CM/Doc.

- **Type:** string
- **Restart required:** no
- **System:** yes
- **Optional:** no
- **Example value:** jpg,jpeg,gif,bmp,png,pdf,txt
- **Since:** 6.5.0, modified in 6.13.0.8

attachment.max.size

- **Module:** cmas-core-server
- **Description:** Maximum attachment size, in MB. This property controls the size of attachments at tickets, customers, and resources. It also controls the size of incoming (not outgoing) email attachments. The value of this property needs to be aligned with the respective setting in the application server configuration (add the parameter `max-post-size` to the `http listener` in `cm6.xml`, `cm6-cmrf.xml` or `domain.xml`). In addition you might need to increase the value of `cmas-nimh`, `mailbox.default.task.max.message.size`. The value of this property is displayed in the Web Client when adding a new attachment.
- **Type:** integer
- **Restart required:** no
- **System:** yes
- **Optional:** no
- **Example value:** 100 (default value)
- **Since:** 6.4.0

Email Encryption (Outgoing and Incoming)

These settings only apply if email encryption is active (true).

mail.encryption

- **Module:** cmas-core-server
- **Description:** If the property is set to “true”, the encryption checkbox in the email editor of the Web Client is checked by default. The default value of the property is “false”.
- **Type:** boolean
- **Restart required:** no
- **System:** yes
- **Optional:** no
- **Example value:** true
- **Since:** 6.8.4.0

In case certificates are stored in an LDAP directory, the following settings have to be made:

ldap.certificate.basedn

- **Module:** cmas-core-server
- **Description:** Base DN for the certificate location in the LDAP tree. Since version 6.14.0.0 this property is mandatory. In earlier CM versions, if not set, the value of the property `cmas-core-security, ldap.basedn` is used.
- **Type:** string
- **Restart required:** no
- **System:** yes
- **Optional:** yes
- **Example value:** ou=accounts,dc=consol,dc=de
- **Since:** 6.8.4

ldap.certificate.content.attribute

- **Module:** cmas-core-server
- **Description:** Name of the LDAP attribute where the certificate data is stored in the LDAP tree.
- **Type:** string
- **Restart required:** no
- **System:** yes
- **Optional:** yes
- **Example value:** usercertificate (default value)
- **Since:** 6.8.4

ldap.certificate.password

- **Module:** cmas-core-server
- **Description:** Password of the LDAP certificate manager. Since version 6.14.0.0 this property is mandatory. In earlier CM versions, if not set, the value of the property `cmas-core-security, ldap.password` is used.
- **Type:** string
- **Restart required:** no

- **System:** yes
- **Optional:** yes
- **Since:** 6.8.4

ldap.certificate.providerurl

- **Module:** cmas-core-server
- **Description:** URL of the LDAP certificate provider. Since version 6.14.0.0 this property is mandatory. In earlier CM versions, if not set, the value of the property `cmas-core-security, ldap.providerurl` is used.
- **Type:** string
- **Restart required:** no
- **System:** yes
- **Optional:** yes
- **Example value:** ldap://myserver.consol.de:389
- **Since:** 6.8.4

ldap.certificate.searchattr

- **Module:** cmas-core-server
- **Description:** LDAP attribute name used to search for certificates in the LDAP tree.
- **Type:** string
- **Restart required:** no
- **System:** yes
- **Optional:** yes
- **Example value:** mail (default value)
- **Since:** 6.8.4

ldap.certificate.userdn

- **Module:** cmas-core-server
- **Description:** DN of the LDAP certificate manager. Since version 6.14.0.0 this property is mandatory. In earlier CM versions, if not set, the value of the property `cmas-core-security, ldap.userdn` is used.
- **Type:** string
- **Restart required:** no
- **System:** yes
- **Optional:** yes
- **Since:** 6.8.4

F.1.3.5 Activity Interval Configuration

admin.tool.session.check.interval

- **Module:** cmas-app-admin-tool
- **Description:** Configures the time interval (in seconds) in which the system checks for inactive (ended) Admin Tool sessions.
- **Type:** integer
- **Restart required:** yes
- **System:** yes
- **Optional:** no
- **Example value:** 30
- **Since:** 6.7.5

server.session.timeout

- **Module:** cmas-core-server
- **Description:** Server session timeout (in seconds) for connected clients (database table `cmas_user_session`). Each client can overwrite this timeout with custom value using its ID (ADMIN_TOOL, WEB_CLIENT, WORKFLOW_EDITOR, TRACK, ETL, REST, WAS) appended to property name, e.g., `server.session.timeout.WAS`. Please see also the page customization attributes `updateTimeServerSessionActivityEnabled` and `updateTimeServerSessionActivity`, both of type `cmApplicationCustomization`.
- **Type:** integer
- **Restart required:** no
- **System:** yes
- **Optional:** no
- **Example value:** 1800
- **Since:** 6.6.1, 6.7.1

Detailed explanation for the Admin Tool:


- `server.session.timeout.ADMIN_TOOL`
Defines the time interval how long the server considers a session valid while there is no activity from the Admin Tool holding the session. The Admin Tool is not aware of this value, it only suffers having an invalid session, if the last activity has been longer in the past.
- `admin.tool.session.check.interval`
Defines the time between two checks done by the Admin Tool, if the server still considers its session valid.

For example, if `admin.tool.session.check.interval = 60`, the Admin Tool queries the server every minute if its session is still active/valid. In case `server.session.timeout.ADMIN_TOOL = 600` the Admin Tool will get the response that the session is now invalid after ten minutes of inactivity.

F.1.3.6 HTTP Header Configuration

It is possible to configure the HTTP response header returned with the web page in the Web Client. This allows, for example, to define security-related response headers according to the requirements dictated by policy or environment. These properties are managed in the module `cmweb-server-`


http-headers. The name of the property is the field of the response header and the value of the property is the field value sent in the header.

 Both name and value must match the exact spelling of the HTTP specification for the desired response header field. The correct interpretation and handling of the header lies in the responsibility of the client browser.

Example Property: X-Frame-Options

- **Module:** cmweb-server-http-headers
- **Description:** Example property to illustrate the configuration of HTTP headers. In this case the delivered HTTP header contains the field *X-Frame-Options* with the value "SAMEORIGIN".

Each property in the module **cmweb-server-http-headers** represents one header field. The property name/key identifies the response header field and the value of the property is the field value sent in this header.

 Please be aware that additional HTTP response headers must be correctly defined with the exact spelling as officially specified! Please note also that the correct interpretation and application of these headers is fully in the realm and responsibility of the client browser which requested the page!


- **Type:** string
- **Restart required:** no
- **System:** no
- **Optional:** yes
- **Example value:** SAMEORIGIN
- **Since:** 6.10.8

F.1.3.7 Authentication protection

The authentication protection feature protects the ConSol CM system against brute force attacks. It covers database and LDAP authentication for all authentication endpoints:

- User authentication in the Web Client, Web Admin Suite, Admin Tool and Process Designer
- Contact authentication in CM/Track using the REST API
- Authentication of webhooks

All failed login attempts are logged in the database and the account is blocked after a defined number of failed attempts for a certain time period. A notification email is sent to the administrator and to the affected user.

 Not all failed login attempts are due to brute-force attacks. A failed attempt is also logged if the affected account is deactivated or configured incorrectly. The reason of the failed attempt is shown in the Web Admin Suite. If the login fails due to problems with the LDAP server (authentication methods *LDAP* and *DATABASE,LDAP* only), the account is not blocked.

Accounts can be unblocked either automatically after a defined time period or manually, either in the Web Admin Suite or using an unblock link.

`brute.force.admin.auth.failures.notify.amount`

- **Module:** cmas-core-security
- **Description:** Defines the number of unsuccessful authentication attempts after which the administrator will be notified. The default value is 100.
- **Type:** integer
- **Restart required:** no
- **System:** yes
- **Optional:** no
- **Example value:** 100
- **Since:** 6.14.0

`brute.force.admin.auth.failures.notify.period`

- **Module:** cmas-core-security
- **Description:** Defines the period in minutes for checking for failed authentication attempts to inform the administrator. If more failed authentication attempts than defined in `brute.force.admin.auth.failures.notify.amount` occur in this timeframe, the administrator is notified about this via email. The default value is 60.
- **Type:** integer
- **Restart required:** no
- **System:** yes
- **Optional:** no
- **Example value:** 60
- **Since:** 6.14.0

`brute.force.attempts.to.block`

- **Module:** cmas-core-security
- **Description:** Defines the number of unsuccessful authentication attempts after which an account will be blocked. The default value is 7.
- **Type:** integer
- **Restart required:** no
- **System:** yes
- **Optional:** no
- **Example value:** 7
- **Since:** 6.14.0

brute.force.auto.unblock.active

- **Module:** cmas-core-security
- **Description:** Determines if the mechanism to automatically unblock an account after a certain time period is enabled. The default value is “true”.
- **Type:** boolean
- **Restart required:** no
- **System:** yes
- **Optional:** no
- **Example value:** true
- **Since:** 6.14.0

brute.force.auto.unblock.period

- **Module:** cmas-core-security
- **Description:** Defines the period in minutes after which an account is automatically unblocked. The default value is 30.
- **Type:** integer
- **Restart required:** no
- **System:** yes
- **Optional:** no
- **Example value:** 30
- **Since:** 6.14.0

brute.force.endpoint.blocking.active

- **Module:** cmas-core-security
- **Description:** Determines if the authentication protection feature is enabled for webhooks. The default value is “true”.
- **Type:** boolean
- **Restart required:** no
- **System:** yes
- **Optional:** no
- **Example value:** true
- **Since:** 6.14.0

brute.force.engineer.blocking.active

- **Module:** cmas-core-security
- **Description:** Determines if the authentication protection feature is enabled for users. The default value is “true”.
- **Type:** boolean
- **Restart required:** no
- **System:** yes

- **Optional:** no
- **Example value:** true
- **Since:** 6.14.0

brute.force.mail.notification.active

- **Module:** cmas-core-security
- **Description:** Determines if users and contacts who were blocked receive an email with a link to unblock their accounts. The administrator receives emails with information about blocked accounts and the unblock codes for these accounts. In addition, the administrator receives alerts if the number of failed attempts exceeds the value set in `brute.force.admin.auth.failures.notify.amount`. The default value is "false".
- **Type:** boolean
- **Restart required:** no
- **System:** yes
- **Optional:** no
- **Example value:** false
- **Since:** 6.14.0

brute.force.period.between.attempts.to.block

- **Module:** cmas-core-security
- **Description:** Defines the period in minutes for checking for failed authentication attempts. If more failed authentication attempts than defined in `brute.force.attempts.to.block` occur in this timeframe, the user or endpoint is blocked. The default value is "1".
- **Type:** integer
- **Restart required:** no
- **System:** yes
- **Optional:** no
- **Example value:** 1
- **Since:** 6.14.0

brute.force.unblock.code.expiration.period

- **Module:** cmas-core-security
- **Description:** Defines the period in hours after which the unblock code will expire. The default value is "24".
- **Type:** integer
- **Restart required:** no
- **System:** yes
- **Optional:** no
- **Example value:** 24
- **Since:** 6.14.0

`brute.force.unit.blocking.active`

- **Module:** cmas-core-security
- **Description:** Determines if the authentication protection feature is enabled for contacts / REST users. The default value is “true”.
- **Type:** boolean
- **Restart required:** no
- **System:** yes
- **Optional:** no
- **Example value:** true
- **Since:** 6.14.0

F.2 Administrator and Notification Email Addresses

This chapter discusses the following:

F.2.1 Introduction	435
F.2.2 Default Configuration	435
F.2.3 Subsystem-Specific Notification Email Addresses	437

F.2.1 Introduction

In ConSol CM, several administrator email addresses (or notification email addresses respectively) can be configured. Here, an overview of all those addresses is provided.

F.2.2 Default Configuration

When you set-up a ConSol CM system, you have to enter one global admin email address.

The screenshot shows the 'CM6 Setup' window with the 'Administrator' tab selected. The configuration fields are as follows:

- Login:** admin
- Password:** [masked with dots]
- Confirm password:** [masked with dots]
- E-mail:** admin@localhost
- Select authentication mode:** Internal
- Kerberos v5 authentication:**

Annotations in the image: A circled '1' points to the Password field, and a circled '2' points to the E-mail field.

Figure 17: Admin email address configuration during system set-up

- Login for the CM admin user (1)
- Global email address of the CM administrator (2)
This global email address (system property [cmas-core-security, admin.email](#)) will be used for all notifications and will be entered automatically for all subsystem-specific email addresses. This means that this admin email address will initially be set automatically for all system properties which contain admin or notification email addresses. The properties can then be

changed using the Admin Tool GUI to configure the specific subsystem, e.g., you can configure a specific notification address for DWH operations in the *DWH Configuration* section of the Admin Tool.

By configuring different admin/notification email addresses for different subsystems, you can spread responsibilities according to responsibilities and roles within your company. For some notifications, even the From address, text, and the subject can be configured.


F.2.2.1 Special Cases Where the Admin Email Address Is Used

Queue-Specific Emails When an Engineer Has Been (De-)Assigned

The emails which are sent when ticket assignment templates are set for a queue (see section *Queue Administration* in the Administrator Manual), use the `admin.email` address as

- `From` address
- `ReplyTo` address

The queue-specific email scripts are not used for those automatic emails, thus it is not possible to change the `From` or `ReplyTo` address for (un-)assignment emails using this script!

 Please note: If the CM system property `cmas-core-server, mail.notification.sender` is set, the value of this property will be used as `From` address and as `ReplyTo` address for (un-)assignment emails.

F.2.3 Subsystem-Specific Notification Email Addresses

F.2.3.1 DWH (Data Warehouse) - Specific Notification Email Addresses and Email Configurations

System Properties

- **Error**
 - [cmas-dwh-server, notification.error.to](#)
An email will be sent to this address when a DWH operation has failed. If the property is not set, no email will be sent.
 - [cmas-dwh-server, notification.error.from](#)
An email will be sent with this From address when a DWH operation has failed.
 - [cmas-dwh-server, notification.error.subject](#)
Subject for error emails from the DWH
 - [cmas-dwh-server, notification.error.description](#)
Text for error emails from the DWH.
- **Successful**
 - [cmas-dwh-server, notification.finished_successfully.to](#)
An email will be sent to this address when a DWH transfer has been completed successfully, e.g., when the transfer has been completed without errors. If the property is not set, no email will be sent.
 - [cmas-dwh-server, notification.finished_successfully.from](#)
From address for emails from the DWH when a transfer finishes successfully.
 - [cmas-dwh-server, notification.finished_successfully.subject](#)
Subject for emails from the DWH when a transfer finishes successfully.
 - [cmas-dwh-server, notification.finished_successfully.description](#)
Text for emails from the DWH when a transfer finishes successfully.
- **Unsuccessful**
 - [cmas-dwh-server, notification.finished_unsuccessfully.to](#)
An email will be sent to this address when a DWH transfer has been completed, but not successfully, e.g., when the transfer has been completed with errors. If the property is not set, no email will be sent.
 - [cmas-dwh-server, notification.finished_unsuccessfully.from](#)
From address for emails from the DWH when a transfer finishes unsuccessfully.
 - [cmas-dwh-server, notification.finished_unsuccessfully.subject](#)
Subject for emails from the DWH when a transfer finishes unsuccessfully.
 - [cmas-dwh-server, notification.finished_unsuccessfully.description](#)
Text for emails from the DWH when a transfer finishes unsuccessfully.

For an overview of all system properties which can be set for DWH notifications, please refer to section [CMRF & DWH Configuration](#) of the [List of System Properties by Area](#) chapter. All properties which are relevant in this context start with *notification*.

Graphical Configuration

You reach this screen by opening the navigation item *Administration*, navigation group *Data Warehouse*, and clicking the tool icon.

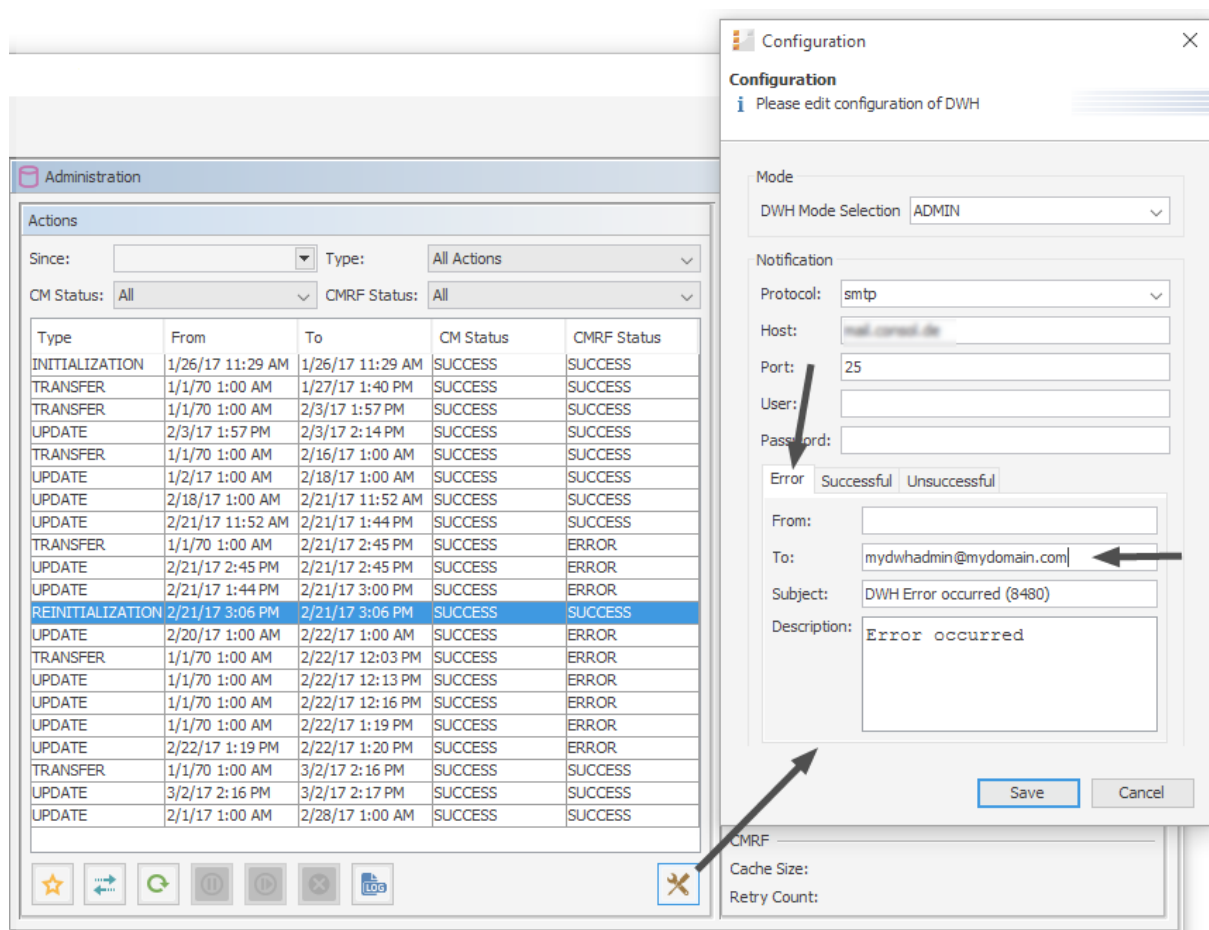


Figure 18: ConSol CM Admin Tool - Data Warehouse, Administration: Notification address for DWH errors

The email addresses are checked when you click *Save*. If an email address is not valid, a message is displayed. No mails will be sent to this address.

F.2.3.2 Email-Specific Notification Email Addresses

- [cmas-nimh-extension, mail.error.to.address](#)
An error email is sent to the address in case an email message could not be processed. Starting with CM version 6.10.5.1, an email to this address is also sent when a mail timeout occurs. If the value for this property is not set, no email will be sent and an exception will be written into the log file.
- [cmas-nimh-extension, mail.attachments.validation.info.sender](#)
Sets the From header of attachments type *error notification email*.

Please note that the sending is controlled by the system property [cmas-nimh-extension, mail.on.error](#). Only if this property is set to “true”, an error email is sent to the above configured address in case an email message could not be processed.

Graphical Configuration

The value which is entered here (*Error email address*) in the graphical user interface is set as general email notification address.

Figure 19: ConSol CM Admin Tool - Email, Email: Configuration of global admin email address and of notification email address for email processing problems

- i** Do not mix up the two email addresses which can be configured on the tab of the navigation item *Email*:
- **Admin email**
is the global administrator email (which has been set during system set-up).
 - **Error email address**
is the address of an email administrator or another person who should receive the error messages if the processing of emails (incoming or outgoing) does not work correctly.

F.2.3.3 Workflow Engine - Specific Notification Email Addresses

- [cmas-workflow-engine, jobExecutor.adminMail](#)
Email address which will get notified about job execution problems (when retry counter is exceeded). If the property is not set, no email will be sent.
- [cmas-workflow-engine, jobExecutor.mailFrom](#)
Email address which will be set as **From** header during admin notifications.

F.3 Trademarks

- The Apache Commons Codec™ library is a trademark of the Apache Software Foundation. See [Apache Commons Codec web page](#).
- Apache OpenOffice™ – Apache and the Apache feather logos are trademarks of The Apache Software Foundation. [OpenOffice.org](#) and the seagull logo are registered trademarks of The Apache Software Foundation. See [Apache OpenOffice Trademarks web page](#).
- Google Maps™ – Google Maps is a trademark of Google Inc. See [Google trademark web page](#) for details.
- HAProxy – HAProxy is copyright of Willy Tarreau. See [HAProxy website](#).
- Microsoft® – Microsoft and Windows are either registered trademarks or trademarks of Microsoft Corporation in the United States and/or other countries. See [Microsoft trademark web page](#).
- Microsoft® Active Directory® – Microsoft and Microsoft Active Directory are either registered trademarks or trademarks of Microsoft Corporation in the United States and/or other countries. See [Microsoft trademark web page](#).
- Microsoft® Exchange Server – Microsoft and Microsoft Exchange Server are either registered trademarks or trademarks of Microsoft Corporation in the United States and/or other countries. See [Microsoft trademark web page](#).
- Microsoft® Office – Microsoft and Microsoft Office are either registered trademarks or trademarks of Microsoft Corporation in the United States and/or other countries. See [Microsoft trademark web page](#).
- Microsoft® SQL Server® – Microsoft and Microsoft SQL Server are either registered trademarks or trademarks of Microsoft Corporation in the United States and/or other countries. See [Microsoft trademark web page](#).
- Microsoft® Windows® operating system – Microsoft and Windows are either registered trademarks or trademarks of Microsoft Corporation in the United States and/or other countries. See [Microsoft trademark web page](#).
- Microsoft® Word® – Microsoft and Microsoft Word are either registered trademarks or trademarks of Microsoft Corporation in the United States and/or other countries. See [Microsoft trademark web page](#).
- MongoDB® – Mongo, MongoDB, and the MongoDB leaf logo are registered trademarks of MongoDB, Inc.
- NGiNX – NGiNX is copyright of Igor Sysoev and Nginx, Inc. See [NGiNX license page](#).
- OpenStreetMap - OpenStreetMap® is open data, licensed under the Open Data Commons Open Database License (ODbL) by the OpenStreetMap Foundation (OSMF). See [OpenStreetMap Copyright and License page](#).
- Oracle® – Oracle is a registered trademark of Oracle Corporation and/or its affiliates. See [Oracle trademarks web page](#).
- Oracle® WebLogic – Oracle is a registered trademark of Oracle Corporation and/or its affiliates. See [Oracle trademarks web page](#).
- Pentaho® – Pentaho and the Pentaho logo are registered trademarks of Pentaho Inc. See [Pentaho trademark web page](#).
- Vis.js – Vis.js is copyright of Almende B.V. See [Vis.js license page](#).

- Wicket™ - Apache Wicket and Wicket, Apache, the Apache feather logo, and the Apache Wicket project logo are trademarks of The Apache Software Foundation. See, for example, the [hint at the bottom of the Wicket home page](#)

Glossary

https://en.wikipedia.org/wiki/Apache_JServ_Protocol

A

ACF

ACF is the abbreviation of Activity Control Form. ACFs can be used in workflow activities to force the engineer to fill out certain fields before proceeding.

ACIM

Activity item - entry in the history section of a ticket (e.g., comment, email, attachment, time booking entry).

AD

Microsoft Active Directory - an LDAP-based directory service for Microsoft Windows domain networks.

additional customer

Additional customers are customers (companies or contacts) who are interested in the ticket. They are optional and usually have a role indicating the reason why they were added.

additional engineer

Additional engineers are users who have a specific purpose, which depends on your business process. Usually, they have to carry out certain tasks within the process.

Admin Tool

ConSol CM component, Java application to configure and manage a ConSol CM system.

AJP

Apache JServ Protocol, see, for example

B

BI

Business Intelligence - methods, technologies, and architectures to transform data into useful information for business purposes.

C

CFEL

Custom Field Expression Language - Java classes and methods of the ConSol CM API to access data in ticket fields, customer fields and resource fields.

CIDR

Classless Inter-Domain Routing, notation for IP address ranges

CM/Archive

CM/Archive is a ConSol CM add-on which allows archiving tickets, so that old tickets can be deleted from the ConSol CM database.

CM/Doc

A standard module of ConSol CM which enables the engineer via ConSol CM Web Client to work with Microsoft Word or OpenOffice documents pre-filled with ConSol CM ticket or customer parameters.

CM/EBIA

ConSol CM add-on which allows to create reports directly in the Web Client. The abbreviation means Embedded BI and Analytics.

CM/Phone

The ConSol CM module which provides CTI for CM.

CM/Resource Pool

CM/Resource Pool is an optional add-on which allows to store different kinds of objects as resources in ConSol CM.

CM/Track

CM/Track is the portal of ConSol CM. Customers can access their tickets through CM/Track.

CMDB

ConSol CM database - the working database of the CM system.

CMRF

ConSol CM Reporting Framework - a JEE application which synchronizes data between the ConSol CM database and the DWH.

company

The company is the upper hierarchical level of a two-level customer model. A company can have several contacts.

contact

The contact is the lower hierarchical level of a two-level customer model. A contact can only belong to one company.

CRM

Customer Relationship Management. Approach to manage a company's customers, e.g., to collect data from different sources and integrate the data to generate information which allows,

e.g., to optimize the services for the customers.

CTI

Computer Telephony Integration - a denomination for any technology that facilitates interaction between a telephone and a computer.

customer

The customer represents the external side of a ticket. It designates the person or object that gave the reason for creating a ticket. A customer can either be a company or a contact.

customer action

Part of the Action Framework. An action which is performed for a customer object, i.e., a contact or company object.

customer data model

The customer data model is the definition of the customers. It determines the available data fields and possible relations.

customer field

A field where data for customers (contacts or companies) can be stored. Similar to ticket fields for ticket data. Previously called Data Object Group Field.

customer field group

A group of fields where data for customers (contacts or companies) can be stored. Similar to ticket field group for ticket data. Previously called Data Object Group.

customer group

The customer group determines which customer data model is used for its customers and which actions are available.

customer object

A customer (a contact or a company). Formerly called Data Object. The term Unit is used in the programming context.

D

Dashboard

A type of report which integrates data from different sources providing an overall perspective of a certain topic. Often times graphical representation is used.

DWH

Data Warehouse - A database used for reporting and data analysis. In a standard ConSol CM distribution, a DWH is included and only has to be installed and configured.

E

engineer

Engineers are the users who work on the tickets in the Web Client

ERP system

Enterprise Resource Planning - often used for this type of enterprise management software.

ESB

Enterprise Service Bus - a software architecture used for communication between mutually interacting software

applications in a service-oriented architecture (SOA).

ETL

Extract Transform Load - extracts data from one source (a database or other source), transforms it, and loads it into a database, e.g., a data warehouse.

F

FlexCDM

Flexible Customer Data Model - the customer data model introduced in ConSol CM in version 6.9. For each customer group, a specific customer data model can be defined.

G

GUI

Graphical User Interface

H

history

The history contains all changes which were carried out for the ticket, customer, or resource.

HMAC

Hash-based Message Authentication Code, message authentication function using hashes

I

IMAP

Internet Message Access Protocol - Internet standard protocol to access email on a remote email server. Can be used as plain IMAP or as secure IMAP

(IMAPs). In the latter case, proper certificates are required.

J

Java EE

Java Enterprise Edition

JMS

Java Message Service - Java EE component used to send messages between JMS clients.

JRE

Java Runtime Environment. Provides a Java Virtual Machine for Clients.

K

Kerberos

A network authentication protocol based on (Kerberos) tickets which requires a special infrastructure.

KPI

Key Performance Indicator - parameter used for performance measurement for companies, projects, etc.

L

LDAP

LDAP is the abbreviation of Lightweight Directory Access Protocol. It is a protocol used to manage login information for several applications.

LDAPS

LDAP over SSL

M

mailbox

Destination to which email messages are delivered. Mailboxes are managed on an email server. ConSol CM can access one or more mailboxes to retrieve emails.

main customer

The main customer is the customer who gave the reason for creating the ticket. The main customer is mandatory for a ticket.

Mule

An open source Java-based Enterprise Service Bus (ESB).

N

NIMH

New Incoming Mail Handler - module for retrieving incoming emails.

P

PCDS

Page Customization Definition Section

Pentaho

Pentaho™ is a business intelligence (BI) suite which is available in open source and as enterprise editions.

permission

Permissions determine which objects the users can see in the Web Client and which actions they are allowed to perform. Permissions are always granted via roles, i.e., they are not assigned to a single user but to a group of users sharing a common role. Usually these users

belong to the same team and/or have similar functions in the company.

e.g., between a ticket and a resource or a customer and a resource.

POP

Post Office Protocol - Internet standard protocol to retrieve emails from a remote server via TCP/IP. Can be used as plain POP or as secure POP (POPs). In the latter case, proper certificates are required.

representation

Representations are temporary replacements. The representing user receives a copy of all emails which are sent from the CM system to the represented user's email address. In addition, his ticket list has an option to display the tickets of the represented user.

portal

CM/Track - provides customer access to ConSol CM.

resource

Resources are objects managed in CM/Resource Pool.

Process Designer

ConSol CM component used to design, develop, and deploy workflows.

resource action

Part of the Action Framework. An action performed for a resource object.

Q

queue

The queue contains thematically related tickets which should be handled in the same way and follow the same business process (workflow). Permissions and other parameters are also defined based on queues.

resource field

A field where resource data can be stored.

resource field group

A group of fields where data for resources can be stored. Similar to ticket field group for ticket data.

R

RDBMS

Relational Database Management System - e.g. Oracle[®], MS SQL Server[®], MySQL.

resource type

The resource type is the definition of the resources. It determines the available data fields and possible relations and actions.

relation

Relations are connections between different data objects in ConSol CM. This can be a relation between two objects of the same type, e.g., between tickets, customers, and resources, or a relation between objects of different types,

REST

Representational State Transfer - conventions for transferring data over HTTP connections.

role

Roles are assigned to users. They define the users' access permissions and views.

S

script

Program written for a specific run-time environment that can interpret and automate the execution of tasks. In ConSol CM, scripts are stored in the Admin Tool and are stored as scripts for activities in workflows.

search action

Part of the Action Framework. An action performed for the result set of a search.

SMTP

Simple Message Transfer Protocol - standard protocol for sending emails.

T

TAPI

Telephony Application Programming Interface - a Microsoft Windows API which provides computer/telephony integration and enables PCs running Microsoft Windows to use telephone services.

TEF

Task Execution Framework - a ConSol CM module which can execute tasks asynchronously.

template

Templates contain predefined and pre-formatted text. They can be used for comments, emails, and documents.

ticket

The ticket is the request of the customer which the engineer works on. It is the object which runs through the business process defined by the workflow.

ticket field

A field where ticket data can be stored. Previously called Custom Field

ticket field group

A group of ticket fields where ticket data can be stored. Previously called Custom Field Group.

ticket list

The ticket list is located to the left of the main working area of the Web Client. It shows tickets which are relevant for the current user.

time booking

Time bookings allow the engineers to register the time they worked on a ticket or project.

U

Unit

Java class which represents a customer object. i.e. a contact is an object of class Unit and a company is also an object of class Unit.

user

Users are the people who work with the ConSol CM system. Users who work on tickets in the Web Client are also called engineers.

V

view

Views limit the tickets which are shown in the ticket list in the ConSol CM Web Client to those tickets matching specific criteria (scopes from one or more workflows). Views are assigned to roles.

W

Web Admin Suite

ConSol CM component, web application to configure and manage the ConSol CM system. Will replace the Admin Tool.

Web Client

The Web Client is the primary access to the system for the users. They use the Web Client to work on tickets.

Wicket

Apache Wicket is an open source, component oriented, serverside, Java web application framework. See <https://wicket.apache.org/> for details information.

workflow

The workflow is the implementation of the business process managed in ConSol CM. It contains a series of steps which are carried out by the engineers.